


The GTA AM Tour welcomes you to: **THE CLUB AT NORTH HALTON**





MEMBER & GUEST DRESS CODE EFFECTIVE July 15, 2024



MEMBER & GUEST DRESS CODE GENERAL RULES

In keeping with our respect for the Club and all of our members, guests and stakeholders, The Club at North Halton has the following dress code policy.

Members have the responsibility to inform guests about the dress code requirements. Please note that it is the responsibility of the Management team to enforce the dress code in conjunction with Operating Procedure 0300.

In general, the Club's expectation for dress is both "smart casual" and considerate of club traditions. Please be mindful of how you impact others enjoyment of their Club surroundings. Dress at the club is designed to make everyone comfortable.

Unless specified differently for a Club event, the acceptable minimum dress attire for the clubhouse is smart and/or business casual or appropriate golf wear.

- All headwear is to be worn with the brim forward at all times
- Men must remove headwear in the Dining Room
- Denim in good repair is permitted in all areas of the club
- Junior members and guests must also adhere to the dress code rules
- The examples on the following pages provide further clarity on the Club's dress code policy
- For further clarification or guidance on the Club's dress code policy, please contact the General Manager



MEN'S ATTIRE – CLUBHOUSE & DINING AREAS



Tailored casual or golf pants are permitted



Conservative length golf shorts are permitted



Denim in good repair is permitted



Cargo pants are not permitted
*No external pockets



Cargo shorts are not permitted
*No external pockets



Un-tucked shirts must be tailored



T-shirts are permitted if appropriate for a Club environment



Guayaberas and aloha styled shirts may be untucked



Outdoor work clothes are not permitted



Sleeveless Shirts not permitted.



LADIES ATTIRE – CLUBHOUSE & DINING AREAS



Tailored casual or golf pants are permitted



Conservative length golf shorts are permitted



Denim in good repair is permitted



Cargo pants are not permitted
*no external pockets



Exposed midriffs are not permitted



Athletic shorts are not permitted



Cut-off shorts are not permitted



Cargo shorts are not permitted
*No external pockets



MEN'S ATTIRE – GOLF COURSE



Tailored golf pants are permitted



Golf shorts are to be conservative length



Cargo shorts and pants are not permitted



Blue denim is not permitted



Mock neck collared shirts are permitted



Shirts must have collars



Golf shirts must be tucked in



T-Shirts are not permitted



LADIES ATTIRE – GOLF COURSE



Tailored golf pants or athletic pants are permitted



Capri style pants permitted



Conservative length skirts are permitted



Conservative length shorts are permitted



Conservative length skirts are permitted



Shirts with sleeves and collars are preferred



Collarless shirts must have sleeves



Sleeveless shirts must have collars



Shirts designed for golf without sleeves or a collar may be permitted



Cell Phone Policy

Cell phones must be kept on silent mode at all times while on club property. Receiving and making calls on cell phones is prohibited in all areas of the Clubhouse, Dining Room, Patios, Practice Areas and Professional Shop. Calls may be made at the front entrance of the building.

Cell phones are restricted on the golf course (including the practice areas) with the exception of outgoing emergency calls or calls for emergency services that must be received. In these situations, phones must be kept on vibrate and answered discreetly.

If you are uncertain about area restrictions, please consult a staff member.





The Club at North Halton

Wednesday, July 23, 2025

NOTICE TO COMPETITORS

This information supplements the 2025 Local Rules and Terms of Conditions for the GTA AM Tour. The current issue of the Golf Canada Rules of Golf govern play. **Any rules on the host club scorecard do not apply. Penalty for breach of a Local Rule is the general penalty, unless otherwise noted.**

1. **OUT OF BOUNDS (Rule 18.2):** See GTA AM Tour Hard Card for how Out of Bounds is defined.

HOLE #8: The driving range near the green of the left side is out of bounds and defined by white paint or stakes.

HOLE #10: The maintenance building on the right side is out of bounds and defined by white paint or stakes.

2. **HOST CLUB DROP ZONES ARE NOT AVAILABLE:** Any Drop Zone available at this event will be indicated by a GTA AM Tour sign.
3. **PENALTY AREAS (Rule 17):** Red and yellow lines define the edge of the penalty area. Where penalty areas are not marked with lines, the change in the height of the grass defines the edge of the penalty area. Where there is no change in the height of the grass, the penalty area is defined by its natural boundaries. Unmarked penalty areas are red penalty areas.

DROP ZONES AVAILABLE:

HOLE #9: For a ball that enters the penalty area in front or to the left of the green, another ball may be put in play using Rule 17.1d(1), (2) or (3), or *as an additional option may use the Drop Zone* located on the front tee deck.

4. **OBSTRUCTIONS AND GROUND UNDER REPAIR (Rule 16.1 applies)**: Any areas of ground under repair will be marked or noted.

NO PLAY ZONES: Areas that are ornamental garden beds, turf nurseries or decorative flowerbeds are No Play Zones that are to be treated as Ground Under Repair. Players must proceed under Rule 16.1f.

All areas marked with stakes with green tops or are roped off are NO PLAY ZONES that are to be treated as Ground Under Repair.

DROP ZONES AVAILABLE:

HOLE #6: For a ball in the new seed or sod near the green, the player may find the nearest point of relief under Rule 16 or *may use as an additional option* the Drop Zone located to the front of the green.

HOLE #7: The painted area in the fescue to the right of the fairway presents a hazard due to an exposed liner. For a ball in painted area, the player may find the nearest point of relief under Rule 16 or *may use as an additional option* the Drop Zone located near the fescue.

HOLE #8: For a ball in the garden behind the green, the player may find the nearest point of relief under Rule 16 or *may use as an additional option* the Drop Zone located near the fescue.

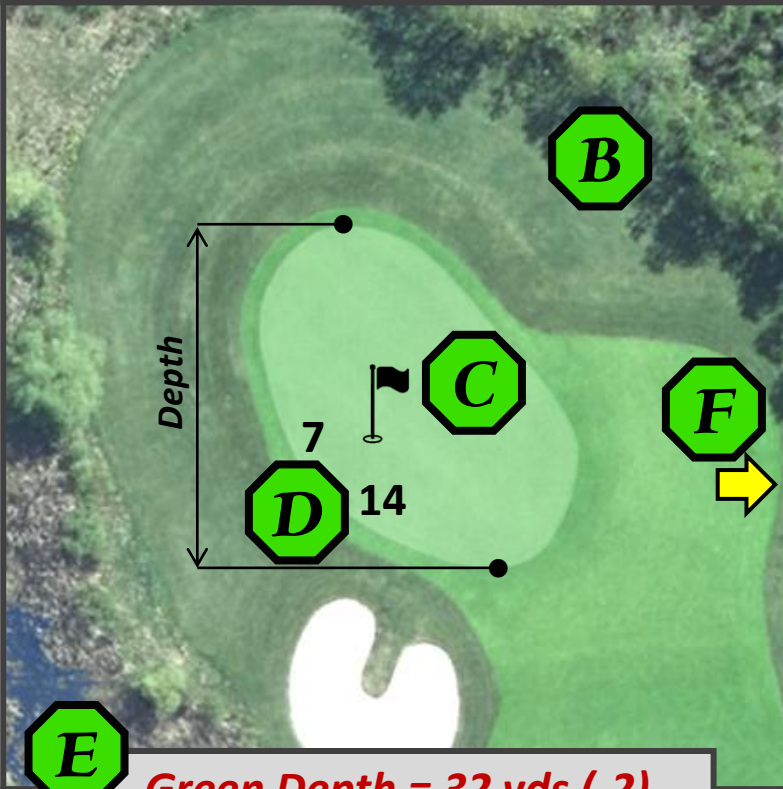
5. **ADDITIONAL NOTES**

HOLE #2 & #18: The flag on hole #2 has a different colour to differentiate between greens when playing hole #18.

How To Use This Guide

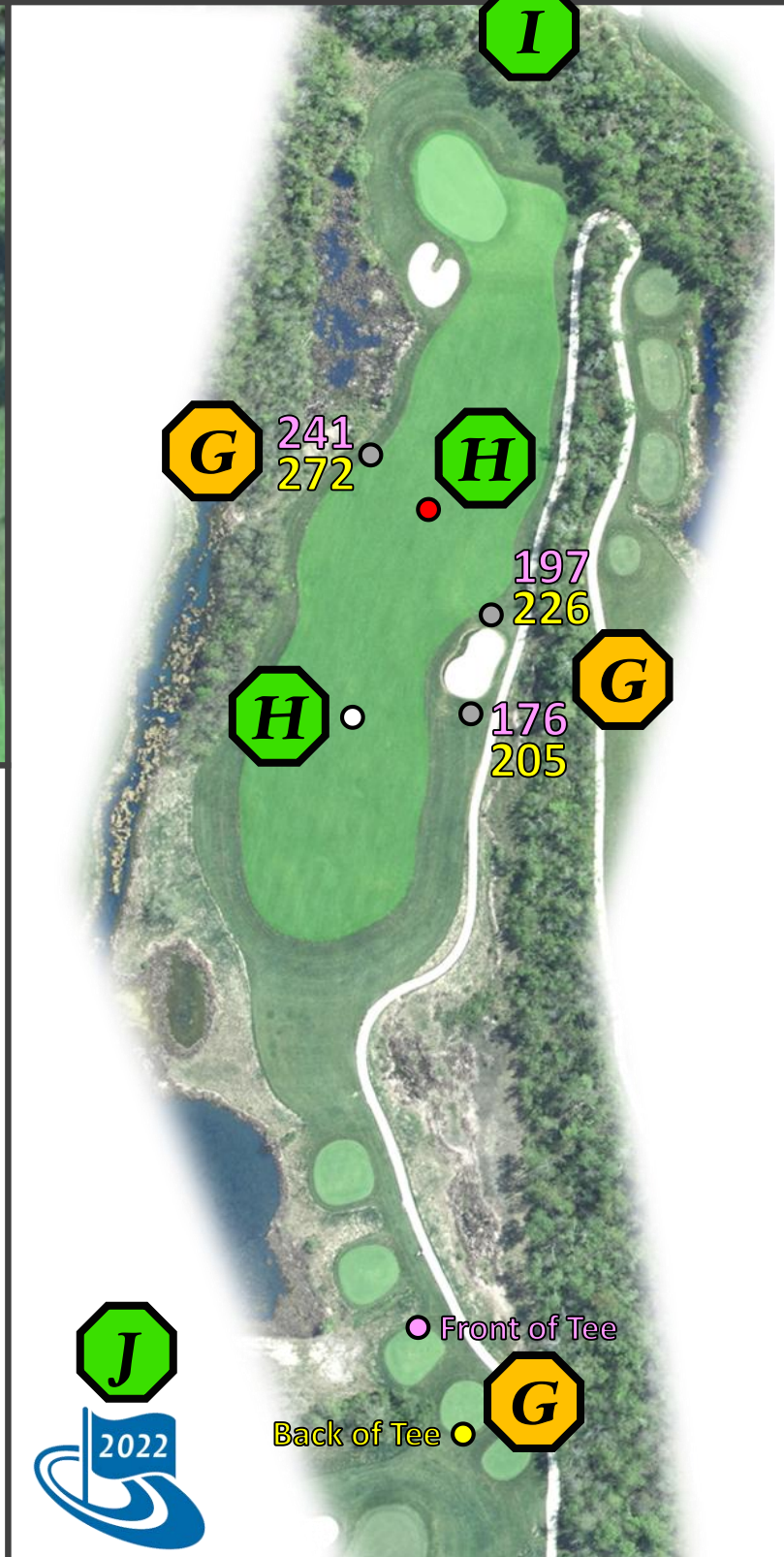
Hole #6 (Par 4)

CH	A	B	ONS	C	R
342	342	331	331	320	320



E Green Depth = 32 yds (-2)

- A. This box provides pro tips and general information about the hole.
- B. Image of the green complex (aligned to the 150-yard marker).
- C. Flag showing the pin location.
- D. Distances from the front and side of the green to the pin location.
- E. Green depth and a +/- distance from the centre of the green to the pin in brackets.
- F. Arrow indicating the direction to the next tee (leave your clubs here when walking).
- G. Distances from spots in the teeing ground ● ● ● to various locations in the landing area ○. The distance text is colour coded to match the teeing ground spots. The actual tee marker positions will vary, but differences can be quickly paced off or estimated.
- H. Standard 100 ●, 150 ○, 200 ●, and 250 ● yard markers.



- I. Hole yardages for each flight.
- J. Flag indicating the year of photography.

THE CLUB AT NORTH HALTON

Hole #1 (Par 5)

CH	A	B	ONS	C	R
451	451	451	451	451	451



Green Depth = 37 yds (-10)

North Halton tests you from the start with a blind tee shot. This hole favours a right to left shot shape. If you can clear the hill, you will set yourself up for a chance to reach the green in two. A shot that comes up short or off target will most likely be in one of six bunkers protecting this green. The green slopes severely off the left side, so being left of the pin will give you an uphill putt.



188 209 235 ●

● Front of Tee

● Front of Tee

● Front of Tee



THE CLUB AT NORTH HALTON

Hole #2 (Par 4)

CH	A	B	ONS	C	R
342	342	342	342	314	314



Green Depth* = 40 yds (+6)

*** Note: green depth alignment is from the 100-yard marker.**

This is a short Par 4 dogleg right. The ideal tee shot is at the large maple on the left, which will give you a good bounce down a funnel, leaving a wedge to the green. If you find the trees on either side, your approach will be challenging. Stay below the pin, or you could be faced with a speedy 3-putt.



THE CLUB AT NORTH HALTON

Hole #3 (Par 4)

CH	A	B	ONS	C	R
346	346	346	346	331	331



Green Depth = 40 yds (+9)

This straight away Par 4 is a short one, but if you go right, expect to hit a provisional. The key to this hole is to position your drive left centre for the best angle into the green.

Hitting a good approach is key here, as the green slopes from right to left. Par is good, Birdie is a bonus.



Half Moon
JAMAICA

THE CLUB AT NORTH HALTON

Hole #4 (Par 3)

CH	A	B	ONS	C	R
153	153	153	153	137	137



Green Depth = 35 yds (-1)

The first of five Par 3's, this green is one of the most difficult on the course. It has 4 greenside bunkers protecting it, so make sure to watch the wind. With no trouble over the green, take plenty of club to avoid the front bunkers. Greens lopes severely off the front side.

Par is a must make here!



THE CLUB AT NORTH HALTON

Hole #5 (Par 4)

CH	A	B	ONS	C	R
400	383	373	373	373	373



Green Depth = 44 yds (-5)

This hole requires a tee shot that stays slightly right of the fairway bunkers, but leave the driver in the bag. If you hit it straight, you could be in jail on your 2nd shot and will have to punch out.

An extremely deep green that slopes severely from right to left. A Par here should gain you a shot on the field.



THE CLUB AT NORTH HALTON

Hole #6 (Par 4)

CH	A	B	ONS	C	R
419	396	351	351	351	351



14

Green Depth = 34 yds (-3)

Rated the hardest hole on the course, this straight away Par 4 requires an extra club on your approach due to the elevation change from the fairway to the green.

The tee shot is not the challenge here, but if you spray it left or right, you may have some tree trouble on your approach. Hit this green and sink your putt, and it could mean some \$KIN\$ in your pocket!



THE CLUB AT NORTH HALTON



● 208 258 277

● Back of Tee

● Back of Tee

● Back of Tee



MAZDA

THE CLUB AT NORTH HALTON

Hole #7 (Par 4)

CH	A	B	ONS	C	R
353	353	333	333	333	333



Green Depth = 48 yds (-13)

A small creek and trees within reach on the right side come into play on this short Par 4. A long iron or fairway wood is recommended off the tee, but if you leak it right, expect to hit a provisional. This green is the deepest on the course, but slopes back to front, allowing an aggressive play. Take note of the pin placement before selecting your club, as an uphill putt leaves a chance for a Birdie.

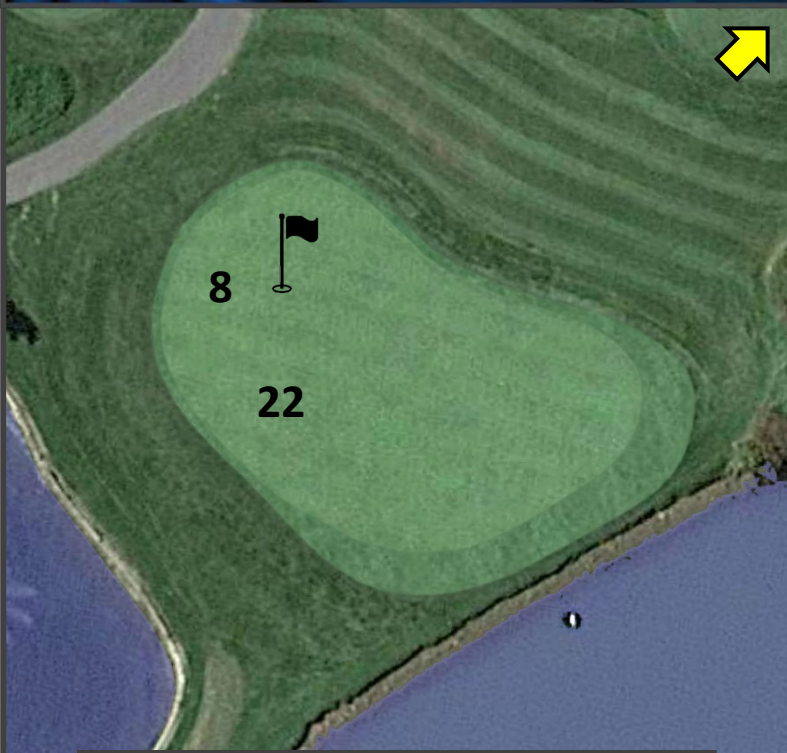


Half Moon
JAMAICA

THE CLUB AT NORTH HALTON

Hole #9 (Par 3)

CH	A	B	ONS	C	R
152	142	114	114	114	114



Green Depth = 28 yds (+8)

You finish the front side with a short Par 3 that is all carry over water. Coming up short will definitely require scuba gear for your 2nd; however, you can thank Christian for a back pin today! Try to keep your tee shot below the pin on a green that slopes severely from back to front. The sheltered tee can be deceiving, so check the wind turbine on top of the clubhouse for wind direction.



THE CLUB AT NORTH HALTON

Hole #11 (Par 4)

CH	A	B	ONS	C	R
389	378	378	378	363	363



Green Depth = 32 yds (-7)

Hole #11 is a beautiful hole from an elevated tee. The key is keeping the tee shot away from the fairway bunker on the left, leaving a great view of the green. Missing left of the bunker will often result in a punch out, and missing right could mean reaching a penalty area.

It's a front pin today, so Birdie chances should be plentiful.



Front of Tee ●

● Back of Tee

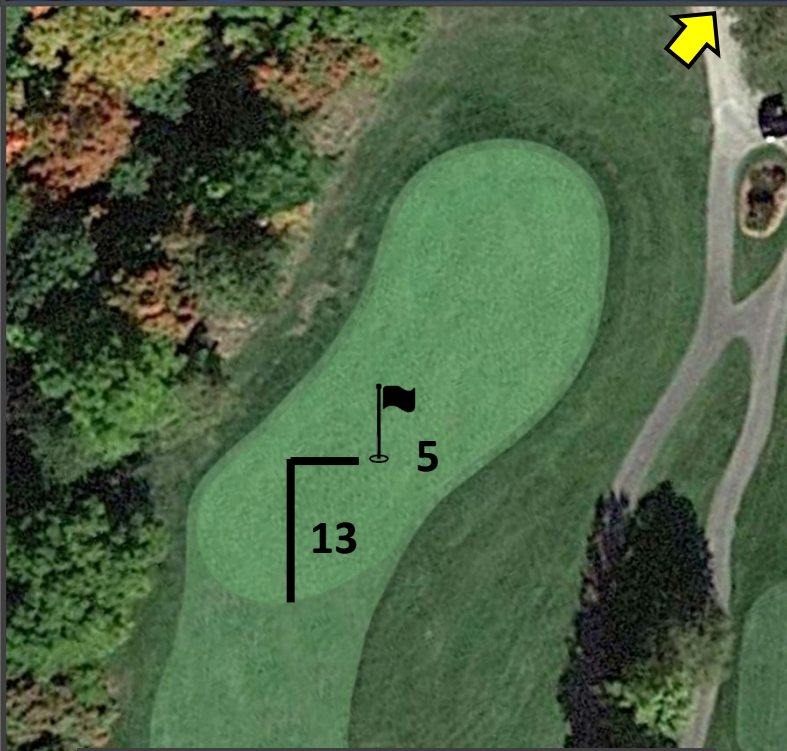


Half Moon
JAMAICA

THE CLUB AT NORTH HALTON

Hole #12 (Par 5)

CH	A	B	ONS	C	R
537	518	518	518	518	518



Green Depth = 35 yds (+0)

This dogleg right Par 5 can be trouble for the errant ball hitter, as there are thick trees to the left and naturalized rough to the right. The fairway bunker on the left is a good target off the tee, but coming up short or right is a must with thick fescue lurking beyond. The green slopes severely from left to right, so despite being a Par 5, walking away with a par is an excellent score. Don't get greedy here.



THE CLUB AT NORTH HALTON

Hole #13 (Par 3)

CH	A	B	ONS	C	R
166	166	166	166	166	166



Green Depth = 35 yds (+11)

A straightforward Par 3.

Swirling winds can make club selection difficult, and a river guards the entire left side of the hole.

Avoid the left bunker with the back left pin. Hit the middle of the green and 2-putt for Par!

This is the GTAAT Hole in 1 Competition!



THE CLUB AT NORTH HALTON

Hole #14 (Par 4)

CH	A	B	ONS	C	R
395	370	370	370	337	337



Green Depth = 24 yds (+5)

This long Par 4 is rated one of the hardest holes on the course.

A perfect drive is at the fairway bunker, moving the ball slightly right to left; however, the creek is very much in play. The right side of the fairway will leave the best look at this elevated green. Take about a 1/2 club extra on your approach.



THE CLUB AT NORTH HALTON

Hole #15 (Par 3)


CH	A	B	ONS	C	R
165	165	146	146	146	146



Green Depth = 31 yds (+3)

This beautiful Par 3 is located on one of the highest spots of the golf course and offers scenic views of many other holes. Pay attention to the wind and avoid the right side of the green, as a severe drop will make for a difficult Par save.

Par is a good score here!



Half Moon
JAMAICA

THE CLUB AT NORTH HALTON


Hole #16 (Par 5)

CH	A	B	ONS	C	R
552	552	524	524	524	524



Green Depth = 33 yds (-12)

Wind plays a big part on this long Par 5 because of the elevated tee. The hole plays as a 3-shot hole for almost everyone, and hitting the fairway is your key to success. For the more adventurous golfer, a long straight drive is a bonus; however, O.B. is on the tree line to the left and will usually result in a lost ball. The right area is a little more open, but there is a penalty area right of the green. Par is a solid score!



● Back of Tee

● Back of Tee

● Back of Tee



Michelob **ULTRA**

THE CLUB AT NORTH HALTON

Hole #17 (Par 3)

CH	A	B	ONS	C	R
175	163	127	127	127	127



Green Depth = 33 yds (+3)

The last of North Halton's Par 3's requires an extra club due to the elevated green. The back right pin brings the large tree right of the green into play. Hitting the centre of the green will leave an uphill putt you can be aggressive with, so expect to see some Birdies here!



THE CLUB AT NORTH HALTON

Hole #18 (Par 5)

CH	A	B	ONS	C	R
542	528	528	528	490	490





Green Depth = 37 yds (-5)


The prevailing wind is usually against you on this tough Par 5 finishing hole, which is a blind tee shot. The fairway is extremely undulating, and a tee shot to the left side is imperative to give you the right angle for your next shot. Right is not an option with heavy rough and fescue guarding it. Your lay-up is also blind, but leaving yourself 150 yards or less will give you a chance to hit this green in regulation. Three bunkers guard the pin, so you will have to risk a sandy finish if you want to put a circle on your final hole!



MAZDA



THE CLUB AT NORTH HALTON



THE CLUB AT NORTH HALTON

RECREATION | COMMUNITY | FAMILY | RESPECT



GEORGETOWN'S HIDDEN GEM

Exceptional golf, vibrant community, and timeless memories.

Equity, Social, and Intermediate memberships are available.

Find your perfect fit. A stunning 18-hole challenge,
minutes from Toronto.



A beautiful and
challenging par-72
golf course.



A place of friends
and camaraderie.



Enjoy a superb meal
on our iconic
balcony.

Contact Us:
(905)877-5236
northhaltongolf.com
webenhgccc.ca

Follow



@GTAAMTOUR

Join



@GTAAMTOUR

Subscribe



@GTAAMATEURTOUR

