



Peterborough
GOLF & COUNTRY CLUB

BLU JOOSE CREATIVE



Welcome to the... 2025 BLU JOOSE CREATIVE CUP



BLU JOOSE CREATIVE





CODE OF CONDUCT, DRESS CODE and GROUND RULES

The Peterborough Golf and Country Club strives to provide a “Conflict Free” environment for all its recreational, social and business activities. The code of Conduct refers to the personal and interpersonal behaviour of members and the staff. Mutual respect, co-operation and understanding must be the basis of interaction among all members, guests and employees of the club.

The Peterborough Golf and Country Club will neither accept nor condone behaviour that is likely to undermine the dignity or self-esteem of an individual or create an intimidating, hostile or offensive environment.

- 1. Members are not permitted to reprimand Club Staff. Comments and suggestions may be brought to the attention of the General Manager or a member of the Discipline Committee.**
- 2. Members (other than Board members) shall not approach/reprimand another member who they believe may have contravened the Code of Conduct or the Dress Code.**
- 3. Members who observe what they believe to be an infraction of the Code of Conduct or Dress Code may report their concerns to the General Manager or a member of the Discipline Committee.**
- 4. Member are expected to inform their guests about the Code of Conduct, Dress Code and other Club Rules.**
- 5. Cell phones. Members and Guests should ensure that their use of Cell phones in the Clubhouse and on the Course is respectful of others and does not interfere with the enjoyment of others.**
- 6. Music on the Course. Listening to personal music in the Clubhouse or on the Course must done in a respectful manner so as not to interfere with the enjoyment of others.**
- 7. Alcohol Beverage Service. The Golf Club and its facilities are intended for the enjoyment of all Club Members and their guests. It is the responsibility of all Members to ensure they and their guests conduct themselves accordingly at all times while on the club premises. The goal of the Club is to successfully provide responsible, courteous and professional service of alcohol.**

Alcoholic beverages consumed on Club Property must be purchased from the Club.

The Club has the responsibility to undertake a duty of care regarding the sales and service of alcohol to Members and their guests. Members should be aware that servers have been instructed not to serve any Member or guest that, in the view of the server, is intoxicated. The server is to immediately notify the senior staff member on duty and will immediately stop serving alcohol to that Member or guest. The Club will make every effort to ensure that

no intoxicated person drives a vehicle away from the Club's premises. The senior staff member on duty will take the following measures to prevent the member from driving from the premises by:

- Requesting that the Member give their car keys to another person or the senior staff member.
- The senior staff person on duty will be authorized to inform the Member that no more liquor will be served and will, unless other arrangements have been made, order a taxi to take the Member home. The charge for the taxi will be applied to the Member's account.

Dress Code Overview:

The Dress Code reflects the collective wishes of the membership and applies to all Club Members and their guests at all times when on Club property. The spirit of these regulations is that Members respect each other by wearing attire that reflects a level of decorum that is in keeping with a Club of the Peterborough Golf & Country Club's heritage and status. Members and their Guests should be aware of the following dress code guidelines in effect at the Peterborough Golf and Country Club.

Golf Course All Players:

- a) All golf attire should not contain any rips, tears, frayed ends or holes.
- b) b) Pants, shirts, skorts and shorts with "cargo style" pockets (large bulky pockets on the outside of the garment) are not permitted.
- c) c) Headwear is not to be worn backward.

Male Players:

- a) Golf shirts must have collars. Mock necks are permitted.
- b) b) Golf shirts must be tucked in at all times.
- c) c) Length of Shorts shall be between the knee and mid-thigh.

Female Players:

- a) Tank tops or tops with exposed backs or midriffs are not permitted.
- b) b) Shirts must have a collar or sleeves.

Clubhouse:

- a) Smart casual attire (no rips, tears, frayed ends or holes)
- b) Golf attire is acceptable
- c) Gentlemen's shirts must be collared and tucked in (mock neck acceptable).
- d) All logos on attire must be small, discreet and in good taste.
- e) Members and their guests must remove headwear when in the dining room. Hats, caps/visors may be worn while travelling between the locker room and golf course.
- f) Management or event organizers may establish appropriate dress codes for dining room events.


GROUND RULES (for play on the Course) Lightning Procedure:

- If there is a threat of lightning in the area, the system will sound one prolonged blast of 15 seconds signaling suspension of play.



BLU JOOSE CREATIVE

OFFICIAL PHOTO AND VIDEO PARTNERS
OF THE GTA AM TOUR



COMMERCIAL AND CORPORATE

WEDDING VIDEOGRAPHY

SPORTS PHOTOGRAPHY

DRONE FOOTAGE

EVENTS



FIND OUT HOW VIDEO CAN HELP GROW YOUR BUSINESS
CONTACT A MEMBER OF OUR TEAM TODAY TO GET STARTED

BLUJOOSE.COM | INFO@BLUJOOSE.COM | @BLUJOOSE





BLU JOOSE CREATIVE

[WEDDING](#) [COMMERCIAL](#) [FILM](#) [OUR STORY](#) [CONTACT](#)

We tell stories.

Cory is an award-winning writer, director and producer. He oversees the conception, filming and post-production of your project. With a background in filmmaking, he brings a sense of wonder and spectacle to every thing he works on. Spielberg, is that you?

Phil is our gearhead. His focus is on every pixel and he doesn't stop until the video is just right. He brings professional live streaming expertise, from his work with CBC Gem and the Durham Region International Film Festival, to name a few.



info@blujoose.com

[289.314.7858](tel:289.314.7858)



BLU JOOSE CREATIVE CUP

Peterborough G&CC

Monday, September 29, 2025

NOTICE TO COMPETITORS

This information supplements the 2025 Local Rules and Terms of Conditions for the GTA AM Tour. The current issue of the Golf Canada Rules of Golf govern play. **Any rules on the host club scorecard do not apply. Penalty for breach of a Local Rule is the general penalty, unless otherwise noted.**

1. **OUT OF BOUNDS (Rule 18.2):** See GTA AM Tour Hard Card for how Out of Bounds is defined.

PLAYERS MUST NOT ENTER PRIVATE PROPERTY TO RETRIVE THEIR BALL

HOLE #17: The parking lot on the right side is out of bounds and defined by the edge of the pavement.

HOLE #18: The parking lot, clubhouse, patio and cart staging area on the right side and behind the green is out of bounds and defined by the edge of the pavement. **A ball coming to rest on or beyond the pavement behind the green is out of bounds.**

2. **HOST CLUB DROP ZONES ARE NOT AVAILABLE:** Any Drop Zone available at this event will be indicated by a GTA AM Tour sign.
3. **PENALTY AREAS (Rule 17):** Red and yellow lines define the edge of the penalty area. Where penalty areas are not marked with lines, the change in the height of the grass defines the edge of the penalty area. Where there is no change in the height of the grass, the penalty area is defined by its natural boundaries. Unmarked penalty areas are red penalty areas.
4. **OBSTRUCTIONS AND GROUND UNDER REPAIR (Rule 16.1 applies):** Any areas of ground under repair will be marked or noted.

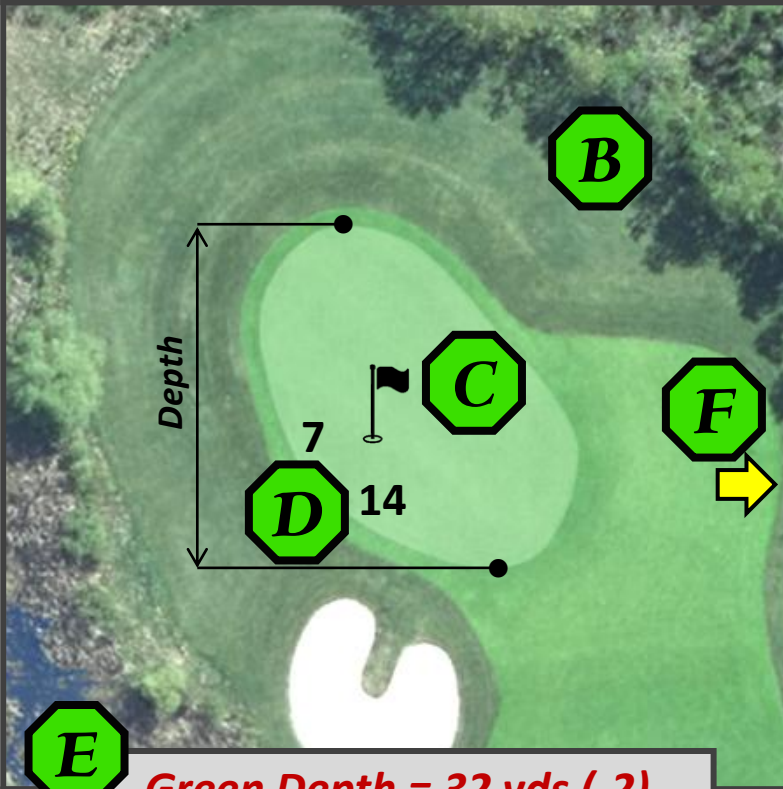
HOLE #7: The protective netting/screen on the left side is an immovable obstruction. Players may receive free relief under Rule 16.1 for interference with lie, stance or swing. Players are NOT entitled to free relief for interference with line of play or line of sight.

NO PLAY ZONES: Areas that are ornamental garden beds, turf nurseries or decorative flowerbeds are No Play Zones that are to be treated as Ground Under Repair. Players must proceed under Rule 16.1f.

How To Use This Guide

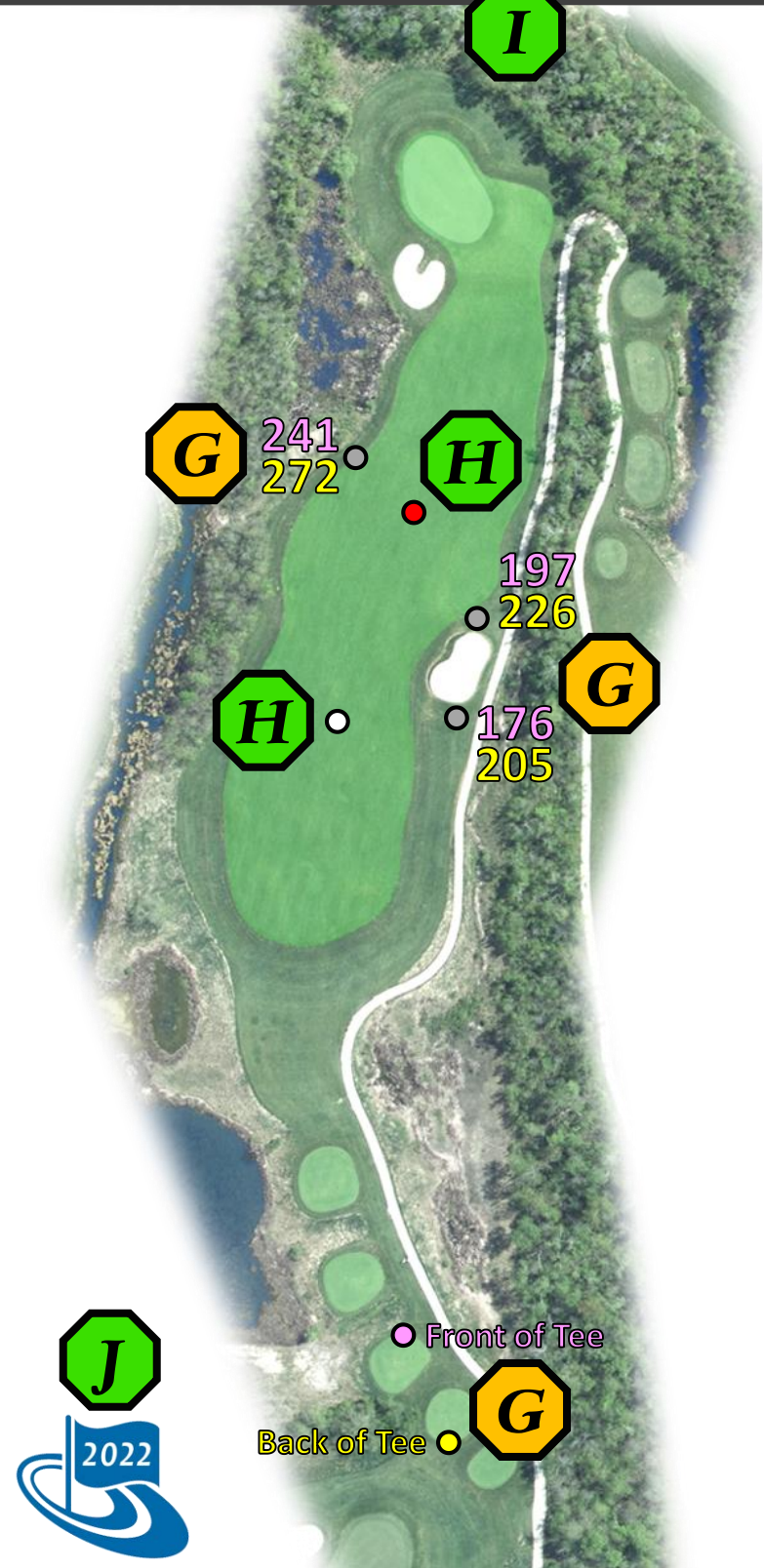
Hole #6 (Par 4)

CH	A	B	ONS	C	R
342	342	331	331	320	320



E Green Depth = 32 yds (-2)

- A. This box provides pro tips and general information about the hole.
- B. Image of the green complex (aligned to the 150-yard marker).
- C. Flag showing the pin location.
- D. Distances from the front and side of the green to the pin location.
- E. Green depth and a +/- distance from the centre of the green to the pin in brackets.
- F. Arrow indicating the direction to the next tee (leave your clubs here when walking).
- G. Distances from spots in the teeing ground ● ● ● to various locations in the landing area ○. The distance text is colour coded to match the teeing ground spots. The actual tee marker positions will vary, but differences can be quickly paced off or estimated.
- H. Standard 100 ●, 150 ○, 200 ●, and 250 ● yard markers.



- I. Hole yardages for each flight.
- J. Flag indicating the year of photography.

CH	A	B	ONS	C	R
381	381	381	381	381	381



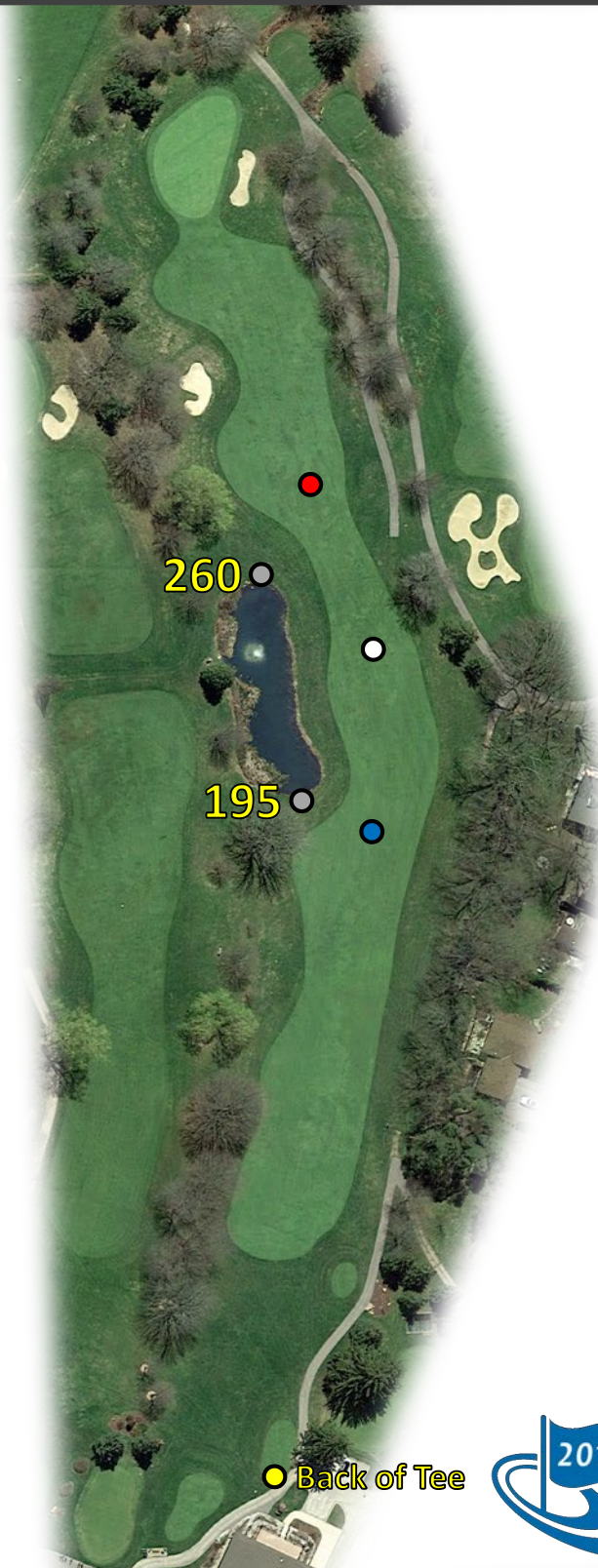
Green Depth = 31 yds (-2)

*Trunk slammers, beware!
I hope you warmed up!*

Easily our most difficult hole, the first demands an accurate drive between the out-of-bounds to the right and the water on the left.

Once safely in the fairway, your uphill second must avoid the deep green side bunker on the right.

The green is no bargain; it slopes heavily from back to front and left to right. Par is a great score to start off with.



CH	A	B	ONS	C	R
173	173	173	173	173	173



Green Depth = 39 yds (+1)

A long iron with big bunkers & an oversized green are your challenges at number two.

The prevailing wind from the west is sometimes hard to gauge on this tree-surrounded tee.

Club selection is key in order to secure a two-putt par.

This is the GTA Am Tour Hole In One Competition!



Peterborough

GOLF & COUNTRY CLUB

Hole #3 (Par 4)

CH	A	B	ONS	C	R
370	370	356	356	356	356



Green Depth = 38 yds (-1)

Take out the driver or play for the position? Two fairway bunkers demand that you choose the proper club off the tee. A good tee shot will set up a short pitch or a medium iron to this firm and sloping green.

Be careful of flag sticks situated on the right side, as balls have a tendency to slide off the green.



WE TELL STORIES



BLU JOOSE CREATIVE

Peterborough

GOLF & COUNTRY CLUB

Hole #4 (Par 3)

CH	A	B	ONS	C	R
166	146	146	146	128	128



Green Depth = 37 yds (+8)

Don't miss the green! Out of bounds right and long, and a pond on the left requires you to hit a well-gauged tee ball.

There are three tiers to this green, so make sure you are careful with your club selection.

If not, putting can be difficult.



[289.314.7858](tel:289.314.7858)



BLU JOOSE CREATIVE

Peterborough

GOLF & COUNTRY CLUB

Hole #5 (Par 4)

CH	A	B	ONS	C	R
367	367	330	330	330	330



Green Depth = 40 yds (-11)

A narrow Par 4 invites you to hit your driver, but rethink that play. A well-positioned fairway trap that tends to catch any ball hit left of the centre of the fairway is what you are faced with for your first. And hitting the fairway is a must because this green slopes away from you and can be hard to hold out of the rough. An iron will get you inside the 150 and short of the trouble on the left.

Once on the green, take a minute to observe the theatre-style bowl you're surrounded by; you are below the level of the water here!



BLU JOOSE CREATIVE

CH	A	B	ONS	C	R
309	309	309	309	292	292



Green Depth = 22 yds (0)

*** Note: green depth alignment is from the 100-yard marker**

Two perfect ones are a must here. It's all about hitting your tee ball and your second the correct distance when playing this difficult dogleg right.

The smallest green on the course is protected by water in front and hazards left and right. Long is the play on your approach, as the hill behind the green may help your ball onto the putting surface.



● Back of Tee

● Back of Tee

CH	A	B	ONS	C	R
389	389	365	365	365	365



Green Depth = 33 yds (+5)

This Par 4 plays longer than it is. Uphill all the way with hazard to the right and trees left; this is one of our tougher holes. A long drive avoiding the danger will leave you with a medium iron to this visually deceiving green.

Your second, as always, needs to be hit the correct distance as this is one of our trickier green complexes. Aim for the middle and hope for a two-putt.

The edges are treacherous!



Peterborough

GOLF & COUNTRY CLUB

Hole #9 (Par 4)

CH	A	B	ONS	C	R
433	411	411	411	373	373



Green Depth = 36 yds (-1)

A well-positioned tee shot down the right side of this long Par 4 fairway should avoid the fairway bunker on the left. If you do catch one, you will have a mid to long iron into a narrow green that slopes sharply from back to front.

If you can, keep your approach short of the flag to give yourself the best chance at an uphill putt.



BLU JOOSE CREATIVE

WE TELL STORIES

217 253 262
202 238 247

● Back of Tee

● Back of Tee

● Front of Tee



BLU JOOSE CREATIVE

CH	A	B	ONS	C	R
364	353	353	353	325	325



Green Depth = 31 yds (-3)

There is no need to draw it around the corner on this slight dog-leg left. Aim your tee shot down the middle and make your best swing.

Be sure to take enough club on your second to avoid the bunkers on this uphill Par 4. Another tough green to putt, so take a long look before committing to your line.

It's got a little more slope than you think.



CH	A	B	ONS	C	R
554	554	492	492	492	492



Green Depth = 30 yds (+2)

The second of three Par 5's requires, like any long hole, a long straight drive. Stay left to avoid the canal and fairway bunker. Not too far left though or those trees will make that overhang the left rough will have you drawing it away from the canal. A generous fairway allows for a comfortable second. Your approach needs to find the correct tier in order to have the best chance at a birdie.



CH	A	B	ONS	C	R
200	200	168	168	153	153



Green Depth = 38 yds (-4)

Use the hill! Downhill all the way, this long Par 3 allows for a good bounce from the left side in order to find the putting surface.

You are bound to aim there anyway as the canal creeps closer to the right than you like. The green slopes sharply from the left, and the water on the right makes this downhill putt doubly fast.

info@blujoose.com



CH	A	B	ONS	C	R
333	333	333	333	318	318



Green Depth = 33 yds (-5)

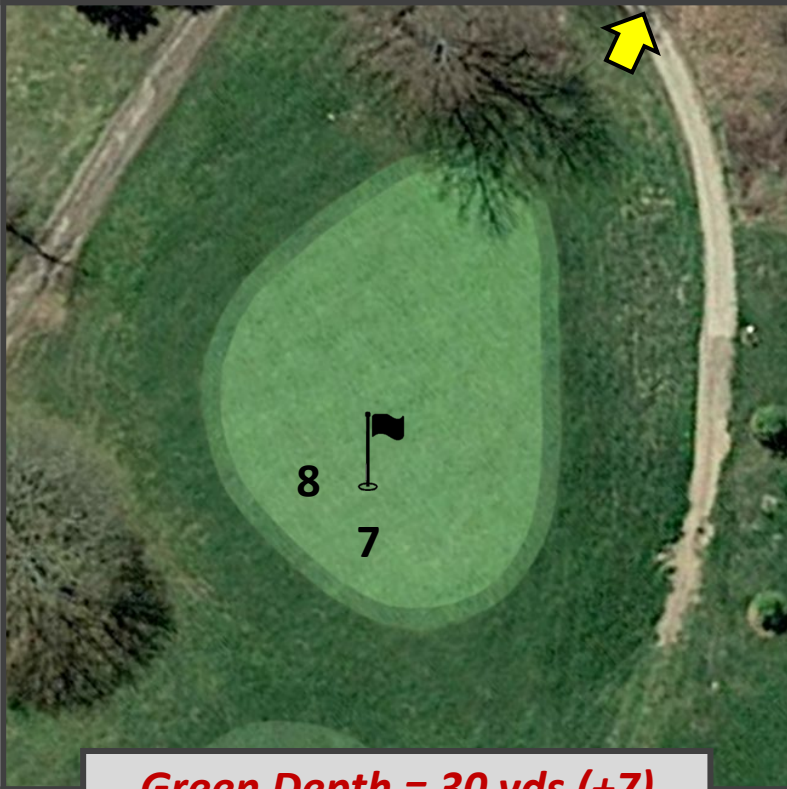
Don't let this short Par 4 fool you! It has teeth on every shot. Your tee ball need not be long, but accurate in order to avoid the big tree that over-hangs the fairway on the left and the bunker on the right side.

Once safely on the short grass, your approach should be short, but it needs to be a high shot in order to hold the green, which slopes from left to right and front to back.

2 putt and move on to the next!



CH	A	B	ONS	C	R
307	307	307	307	307	307



Green Depth = 30 yds (+7)

*** Note: green depth alignment is from the 100-yard marker**

This short Par 4 is all about position. Hitting the proper club will leave you between 100-150 and will set you up to attack this elevated green.

Negotiating your second can be difficult, & the hill on the right will often times, ricochet your ball onto the green. This green is tough to putt and very fast from back to front with a severe false front that will take an aggressive chip or putt down the slope and off the putting surface.



CH	A	B	ONS	C	R
188	156	156	156	156	156



Green Depth = 24 yds (+7)

The most difficult of Peterborough's Par 3's is well-guarded by three traps and a putting surface slanted so severely that it looks like your tee ball will never settle on the putting surface. Always into the prevailing westerly wind, this hole has been pivotal in every tournament ever played here.

Finding the green is just the beginning. Be sure to keep your ball short of the hole and judge your lag correctly. If you make 3 here, you'll surely gain a shot or two on your competition.



Peterborough

GOLF & COUNTRY CLUB

Hole #17 (Par 5)

CH	A	B	ONS	C	R
460	460	460	460	438	438



Green Depth = 27 yds (-4)

A tee shot between the trees and bunkers on the left, & short of the hidden bunker through the fairway, is ideal. There is no need to attempt to carry the corner here. Short of the bunker on the right will leave a long second shot, but if you can carry the ball 200 yards, then a chance at an eagle is a definite possibility. If not, and you are daring, a run-up through the two bunkers protecting the green will do. If you must lay up, challenging those bunkers to gain a shorter approach is a big mistake. This green has many small undulations not seen by the naked eye.



● Back of Tee
● Back of Tee



BLU JOOSE CREATIVE

Peterborough

GOLF & COUNTRY CLUB

Hole #18 (Par 4)

CH	A	B	ONS	C	R
396	396	378	378	350	350



Green Depth = 28 yds (+1)

It's not an easy finish. A straight tee shot is required to navigate the fairway bunkers guarding the right side. Your chances of securing a par at our home hole will greatly increase with an approach shot that finds the correct tier.

With a green that slopes right to left with a large ridge running across the left side from front to back, judge your approach correctly, as any shot short will surely hit the false front protecting this green.



- Back of Tee
- Front of Tee
- Front of Tee



BLU JOOSE CREATIVE

Follow



@GTAAMTOUR

Join



@GTAAMTOUR

Subscribe



@GTAAMATEURTOUR

