



*The GTA AM Tour team welcomes you
to the beautiful **REDCREST** Golf Club*





RedCrest Golf Club

Wednesday, August 20, 2025

NOTICE TO COMPETITORS

This information supplements the 2025 Local Rules and Terms of Conditions for the GTA AM Tour. The current issue of the Golf Canada Rules of Golf govern play. **Any rules on the host club scorecard do not apply. Penalty for breach of a Local Rule is the general penalty, unless otherwise noted.**

1. **OUT OF BOUNDS (Rule 18.2):** See GTA AM Tour Hard Card for how Out of Bounds is defined.

HOLES #7 & #8: The fence posts along the road define out of bounds.

HOLE #9: White dots down the left side define out of bounds.

2. **HOST CLUB DROP ZONES ARE NOT AVAILABLE:** Any Drop Zone available at this event will be indicated by a GTA AM Tour sign.

3. **PENALTY AREAS (Rule 17):** Red and yellow lines define the edge of the penalty area. Where penalty areas are not marked with lines, the change in the height of the grass defines the edge of the penalty area. Where there is no change in the height of the grass, the penalty area is defined by its natural boundaries. Unmarked penalty areas are red penalty areas.

All areas of long grass or unkept areas are red penalty areas and the edge of the penalty area is defined by the edge of the long grass.

HOLE #13: The red penalty area on the left side of #13 extends to infinity. The golf course to the left is a **NO PLAY ZONE** and players must proceed under Rule 17.1e.

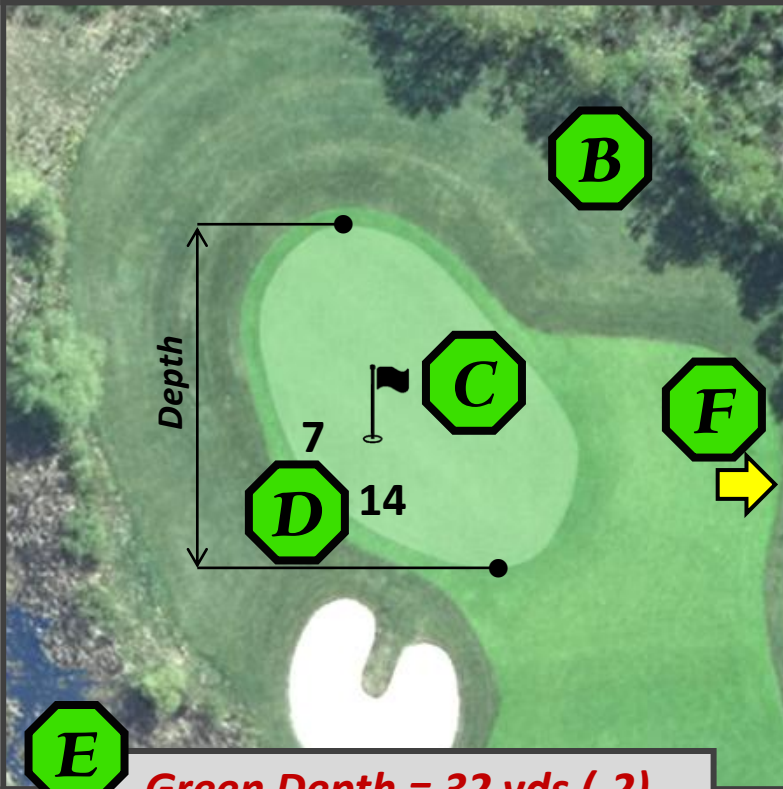
4. **OBSTRUCTIONS AND GROUND UNDER REPAIR (Rule 16.1 applies):** Any areas of ground under repair will be marked or noted.

NO PLAY ZONES: Areas that are ornamental garden beds, turf nurseries or decorative flowerbeds are No Play Zones that are to be treated as Ground Under Repair. Players must proceed under Rule 16.1f.

How To Use This Guide

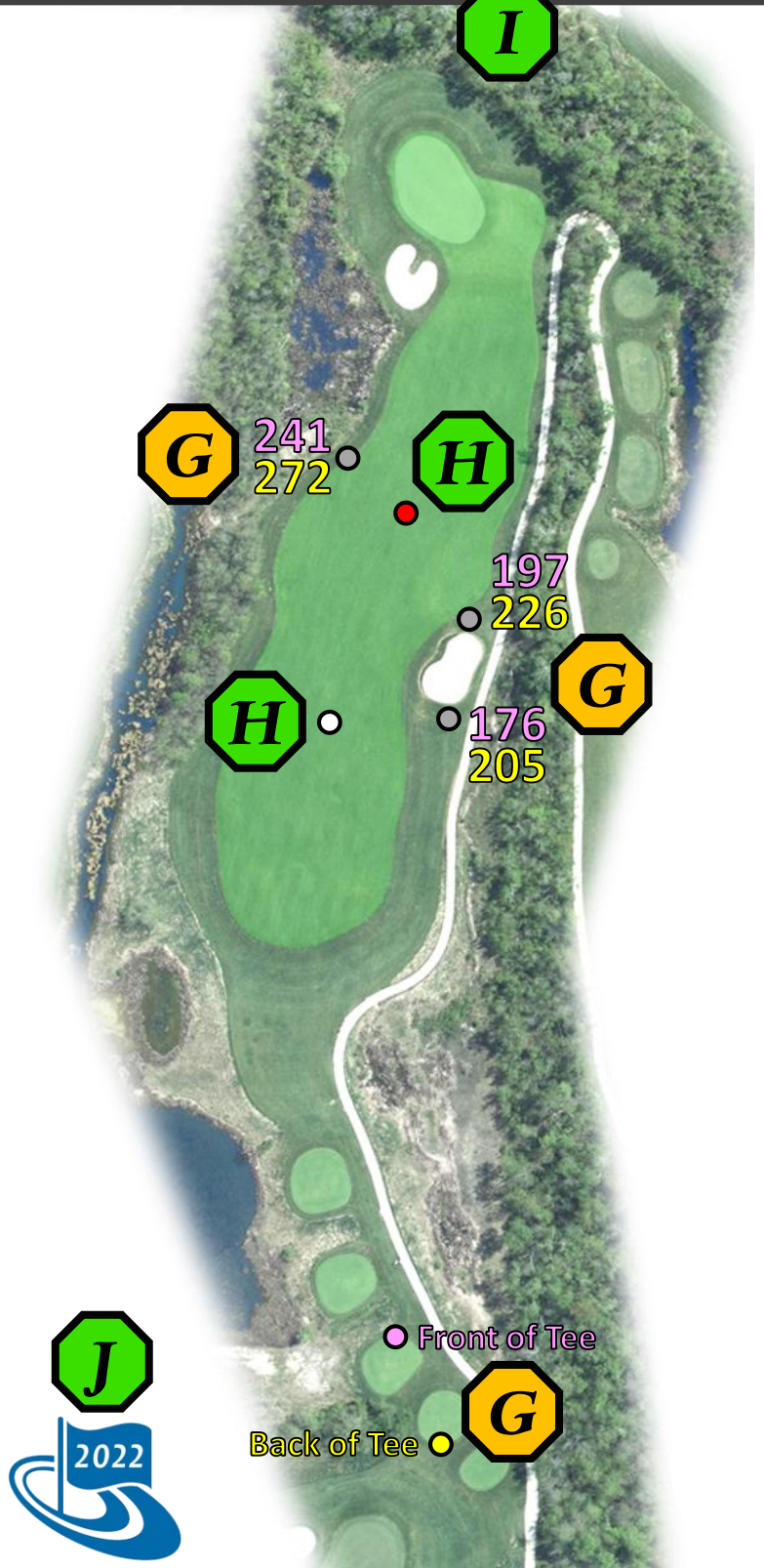
Hole #6 (Par 4)

CH	A	B	ONS	C	R
342	342	331	331	320	320



E Green Depth = 32 yds (-2)

- A. This box provides pro tips and general information about the hole.
- B. Image of the green complex (aligned to the 150-yard marker).
- C. Flag showing the pin location.
- D. Distances from the front and side of the green to the pin location.
- E. Green depth and a +/- distance from the centre of the green to the pin in brackets.
- F. Arrow indicating the direction to the next tee (leave your clubs here when walking).
- G. Distances from spots in the teeing ground ● ● ● to various locations in the landing area ○. The distance text is colour coded to match the teeing ground spots. The actual tee marker positions will vary, but differences can be quickly paced off or estimated.
- H. Standard 100 ●, 150 ○, 200 ●, and 250 ● yard markers.



- I. Hole yardages for each flight.
- J. Flag indicating the year of photography.

REDCREST Golf Club

Hole #1 (Par 4)

CH	A	B	ONS	C	R
346	346	346	346	346	346



Green Depth = 30 yds (-3)

The 1st hole at Redcrest gives you a glimpse of the water theme, which you will find on 13 separate holes.

With a large pond lurking 150 yards from the green, the ideal play is to take the water and fairway bunkers out of play.

This will leave a short iron to a two-tiered green divided by a ridge in the middle. There is room long and left, so if you're going to miss, that is your best chance to save Par. This 1st hole can quickly ruin your start, so play it smart and walk away with your Par!



REDCREST Golf Club

Hole #2 (Par 3)

CH	A	B	ONS	C	R
183	152	152	152	122	122




Green Depth = 33 yds (-9)

The 2nd hole is a difficult Par 3 played over water, and often into the prevailing wind. This hole is completed exposed to the elements, so make sure to pick the correct club to avoid finding the drink!

Missing short and left is a common place to bailout, which will leave a reasonable pitch or chip and the opportunity to save Par!

The front left lobe of this green is the best chance to make a Birdie, but the back right could result in a 3-putt!



REDCREST Golf Club

Hole #3 (Par 4)

CH	A	B	ONS	C	R
367	367	338	338	338	338



Green Depth = 29 yds (-4)

The 3rd hole plays back up to the clubhouse and is protected by large fairway bunkers on both sides.

These bunkers can make it difficult to hit the green, so your best chance to succeed is finding the short grass short of the right bunker. This will leave a wedge shot to a receptive green that slopes slightly from right to left. Right pin positions can mean a difficult up and down, but anything in the middle or left will leave enough green to pitch it close!



Half Moon

JAMAICA

REDCREST Golf Club

Hole #4 (Par 4)

CH	A	B	ONS	C	R
379	379	360	360	352	352



Green Depth = 25 yds (-1)

The 4th Hole is a dogleg right Par 4 that must be played traditionally with a large penalty area guarding the entire right side. The ideal play is down the left centre, which will often kick right and follow the natural terrain. This will leave you with less than 150 yards to a wide green with minimal slope.

Missing the tee shot left will leave a much longer approach and uneven lie, but making Par is still likely from there. Birdies will be made, so don't count your Skins if you make a 3!



● Back of Tee
● Back of Tee

Michelob **ULTRA**

REDCREST Golf Club

Hole #5 (Par 4)

CH	A	B	ONS	C	R
344	344	319	319	319	319



Green Depth = 30 yds (-8)

The 5th Hole is another dogleg right Par 4 but is very reachable for the longer hitters if the wind is down.

Most players will play to the 100-yard marker, leaving a slightly uphill wedge shot to a green with a large bunker on the left. Bombers can take dead aim down the cart path and either hit the green or leave a small chip to secure their Birdie.

This green has some subtle slopes, so, pay attention to your playing partner's putts if you need to make a delicate 4-footer.



TaylorMade®

REDCREST Golf Club

Hole #6 (Par 5)

CH	A	B	ONS	C	R
504	484	462	462	462	462



Green Depth = 30 yds (0)

The 6th Hole begins a 100-yard stretch that can make or break your round. This Par 5 often plays downwind to a narrow fairway with mounds/O.B. down the entire left side and water down the entire right side. If you find the short grass off the tee, count your blessings. If you need to layup, pay attention to the 100-yard marker, which is the narrowest portion of the layup area. Some people might go for the green, but anything leaking right will find the water! The green is wide but is relatively simple to read and should yield mostly 2-putts!



244 257
284

- Back of Tee
- Front of Tee
- Back of Tee



MAZDA

REDCREST Golf Club

Hole #7 (Par 5)

CH	A	B	ONS	C	R
527	527	495	495	495	495



Green Depth = 32 yds (-3)

You cannot breathe yet!

The 7th is another long Par 5 with water protecting the entire right side and O.B. over the mounds to the left.

The ideal play is short of the left fairway bunker, taking the water out of play. Layup to a wide fairway, but the further right you layup, the better the angle to the elevated green. Avoid the water off the tee to gain a stroke on the field.

The green has a ridge bisecting it into front and back, so don't go long or putts downhill can leave you shaking in your shoes!



236 272
215 252
196 231
172 208

● Back of Tee

● Back of Tee



Half Moon

JAMAICA

REDCREST Golf Club

Hole #8 (Par 3)

CH	A	B	ONS	C	R
170	170	150	150	130	130



Green Depth = 27 yds (+5)

The 8th Hole has been the scene of many Aces, so take dead aim and go for the gold. The green is divided left and right by a ridge down the centre, so finding the correct tier will leave a very makable Birdie Putt.

The bunker short will see a lot of action but should not result in worse than a Bogey. With a bailout short and right, the only place to get into big trouble is left of the green. Aim for the middle of this green to be rewarded with an easy Par!



REDCREST Golf Club

Hole #9 (Par 4)

CH	A	B	ONS	C	R
363	363	363	363	321	321



Green Depth = 30 yds (+4)

The 9th hole is a slight dogleg right, where finding the fairway is the key to success. The ideal play is to the top of the fairway 100 yards out, but it often plays into the wind, making it an intimidating tee ball. With a myriad of deep bunkers down the left, and a tiny pot bunker on the right, finding any of these will often result in a Bogey or worse. Leaking it right of the cart path will likely mean a lost ball, so find the short grass if you want a Par! The green slopes from right to left, so missing left is the best chance for your Par, which is an excellent score!



254 280

264 285

210 233

197 220

Back of Tee ●

Back of Tee ●



TaylorMade®

REDCREST Golf Club

Hole #11 (Par 4)

CH	A	B	ONS	C	R
350	350	332	332	332	332



Green Depth = 32 yds (+7)

The 11th hole is a sharp dogleg left where controlling your distance from the tee is the key to an easy Par.

Take note of the water right, but most notably are the bunkers guarding the end of the fairway.

Play your tee shot to 125 yards from the green, taking any trouble out of play. You then play across a penalty area to a large and receptive green protected by bunkers left and long. Many will miss right, which leaves a simple chip to most pin positions.



Half Moon

JAMAICA

REDCREST Golf Club

Hole #12 (Par 3)

CH	A	B	ONS	C	R
214	202	202	202	120	120



Green Depth = 31 yds (-4)

The 12th hole is a long and challenging Par 3 that plays even tougher into the prevailing wind.

If you hit the G.I.R., that will be better than most. The green is protected by bunkers both left and right, which will swallow many errant tee shots. Short of the green is a common miss, & leaves a simple chip or pitch to save Par.

The green slopes slightly from left to right and back to front, but expect mostly 2-putts on this hole!



REDCREST Golf Club

Hole #13 (Par 4)

CH	A	B	ONS	C	R
355	355	332	332	312	312



Green Depth = 27 yds (-5)

Lucky #13 is a short Par 4 that offers many options off the tee, ranging from Drivers to Irons. Longer hitters can challenge the left bunkers, leaving just a pitch shot for their approach. Many players will hit the ball down the right rough, bringing the front greenside bunkers into play.

The green slopes slightly from front to back, so holding this green can be challenging if hitting from the rough. You should not expect any train wrecks on this hole, but beware of the O.B. lurking down the left!



216 236 259

173 193 216

- Back of Tee
- Back of Tee
- Back of Tee



REDCREST Golf Club

Hole #14 (Par 4)

CH	A	B	ONS	C	R
338	338	317	317	317	317



Green Depth = 33 yds (-2)

The 14th is a short Par 4 where good position off the tee is a must. With a narrow fairway, protected by water right and trees left, the safe play is to the 100-yard marker. Anyone who challenges this dogleg could make Birdie or Eagle, but are more likely to make a bogey or worse.

The green is relatively flat and protected by a bunker short right, so, the centre of this green will mean an excellent chance at Birdie!



MAZDA

REDCREST Golf Club

Hole #15 (Par 4)

CH	A	B	ONS	C	R
377	357	357	357	357	357



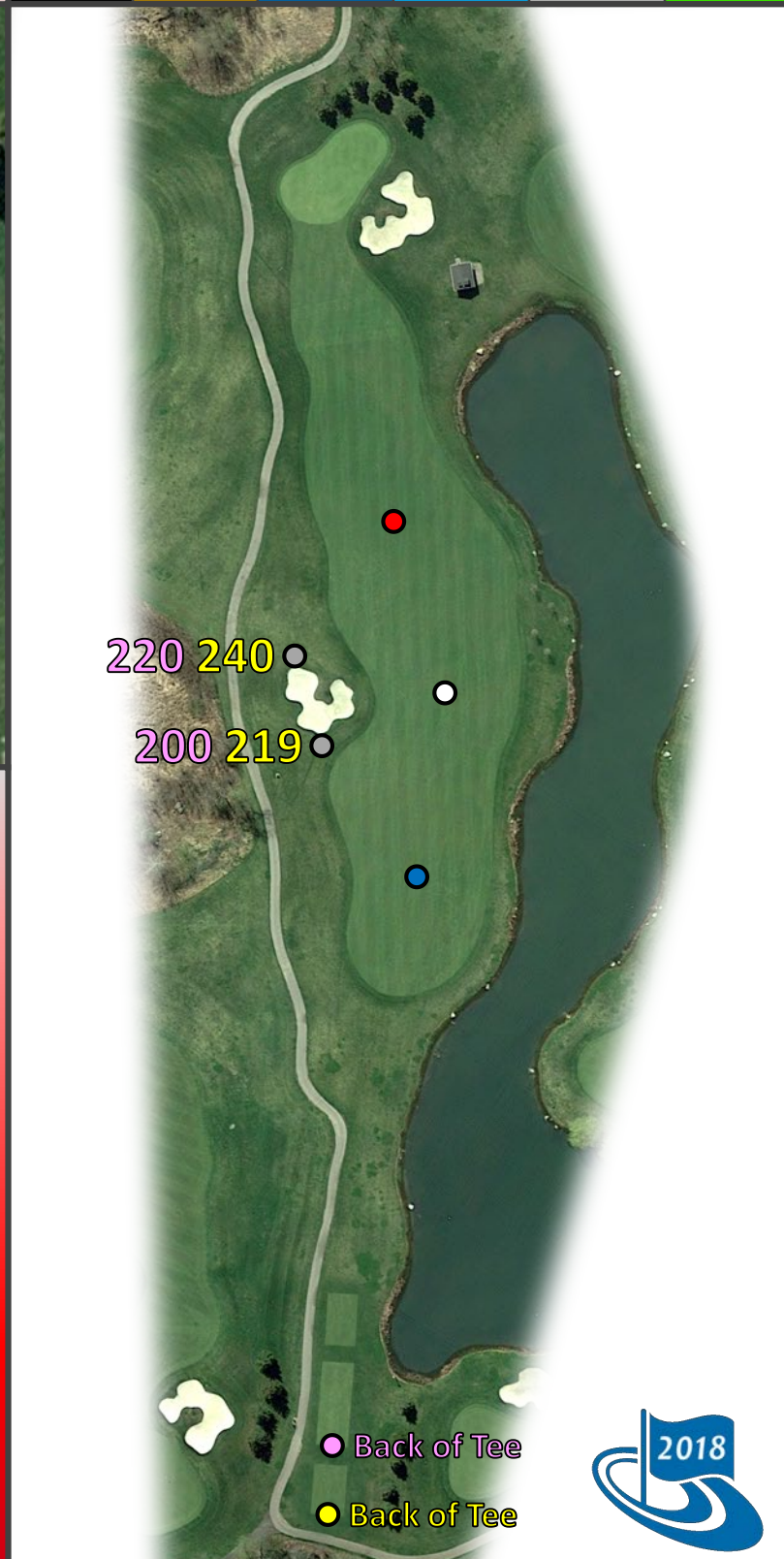
Green Depth = 26 yds (-1)

The 15th hole is a straight Par 4 with a wide fairway and a large lake lurking down the right on your tee shot.

There is endless room down the left, so challenge the fairway bunker and let it rip. This should leave a short iron and a good angle into the green, taking the right bunker out of play.

The green slopes slightly back to front, but the front section is much easier to navigate than the back right.

Par is good, but Birdie is better!



Half Moon
JAMAICA

REDCREST Golf Club

Hole #16 (Par 4)

CH	A	B	ONS	C	R
435	424	333	333	333	333



Green Depth = 28 yds (-1)

The 16th hole is arguably the most challenging hole at REDCREST. With the lake down the entire right side, it comes into play on both the tee shot and the approach. The ideal line is left centre off the tee; however, this will leave a long approach to the green, protected short and long by water.

Your approach must have precise distance control to hit this relatively flat green.

Par is an excellent score, but a Birdie should put some \$\$\$ in your pocket!



Michelob **ULTRA**

REDCREST Golf Club

Hole #17 (Par 3)

CH	A	B	ONS	C	R
166	166	166	166	166	166



Green Depth = 31 yds (-5)

One of the few holes protected by the trees, this hole often plays with a crosswind!

Pay attention to the wind direction on 16, as your ball is affected by the wind once above the trees.

The green is open in front, but slopes severely from back to front, meaning anything long will make for a difficult chip or putt!

This is the GTA Am Tour Hole In One Competition!



TaylorMade®

REDCREST Golf Club

Hole #18 (Par 4)

CH	A	B	ONS	C	R
422	407	385	385	385	385



273 297
316
249 273
292

Green Depth = 34 yds (-7)

This hole can very easily decide the winner of today's event!

The 18th is a challenging Par 4 with water down the right side and a bunker on the left that swallows up many tee shots. The ideal play is short of this bunker leaving 175 yards to an angled green with an upper and lower tier. With bunkers on both sides, 18 is the most important hole to find the green.

With an upper and lower tier, being on the wrong side will require a monumental 2-putt to save Par.



- Back of Tee
- Back of Tee
- Back of Tee



Follow



@GTAAMTOUR

Join



@GTAAMTOUR

Subscribe



@GTAAMATEURTOUR

