




BLACK BEAR RIDGE Golf & Resort
along with the **GTA AM Tour**
welcomes you to the
SUNDOG® OPEN







SUNDOG OPEN

Black Bear Ridge Golf Club

Monday, May 5, 2025

NOTICE TO COMPETITORS

This information supplements the 2025 Local Rules and Terms of Conditions for the GTA AM Tour. The current issue of the Golf Canada Rules of Golf govern play. **Any rules on the host club scorecard do not apply. Penalty for breach of a Local Rule is the general penalty, unless otherwise noted.**

1. **OUT OF BOUNDS (Rule 18.2):** See GTA AM Tour Hard Card for how Out of Bounds is defined.

HOLES #1, #2, & #18: The range and short game areas are out of bounds and defined by white stakes and white dots.

HOLE #11: A ball coming to rest on or beyond the maintenance road on the left side of #11 is out of bounds.

2. **HOST CLUB DROP ZONES ARE NOT AVAILABLE:** Any Drop Zone available at this event will be indicated by a GTA AM Tour sign.

3. **PENALTY AREAS (Rule 17):** Red and yellow lines define the edge of the penalty area. Where penalty areas are not marked with lines, the change in the height of the grass defines the edge of the penalty area. Where there is no change in the height of the grass, the penalty area is defined by its natural boundaries. Unmarked penalty areas are red penalty areas.

4. **OBSTRUCTIONS AND GROUND UNDER REPAIR (Rule 16.1 applies):** Any areas of ground under repair will be marked or noted.

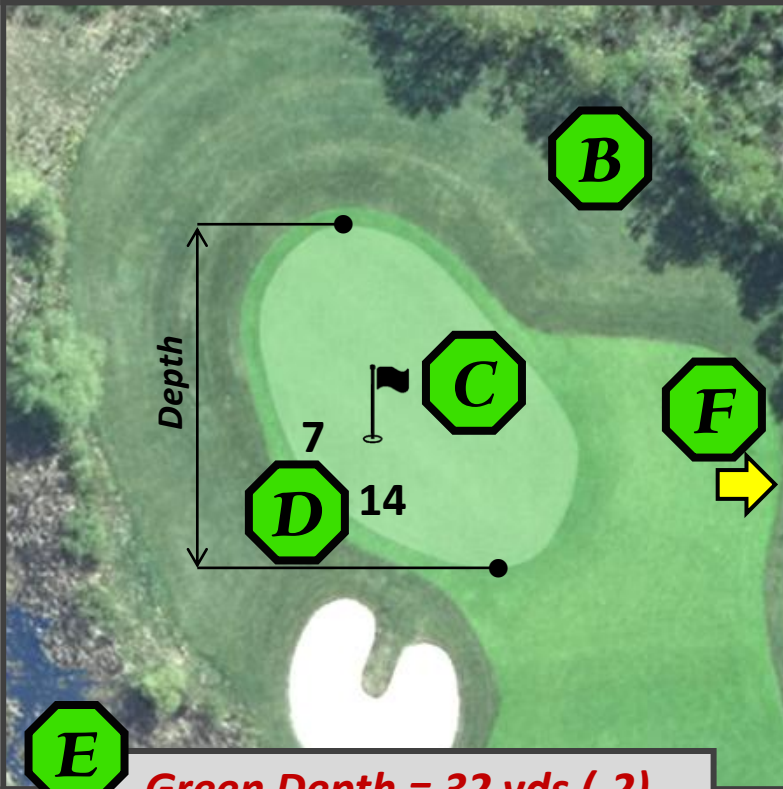
All wood fences on the course are immovable obstructions. **Rock walls and individual rocks (including the rock garden on #17) are integral objects where a player is not entitled to free relief under Rule 16.1**

NO PLAY ZONES: Areas that are ornamental garden beds, turf nurseries or decorative flowerbeds are No Play Zones that are to be treated as Ground Under Repair. Players must proceed under Rule 16.1f.

How To Use This Guide

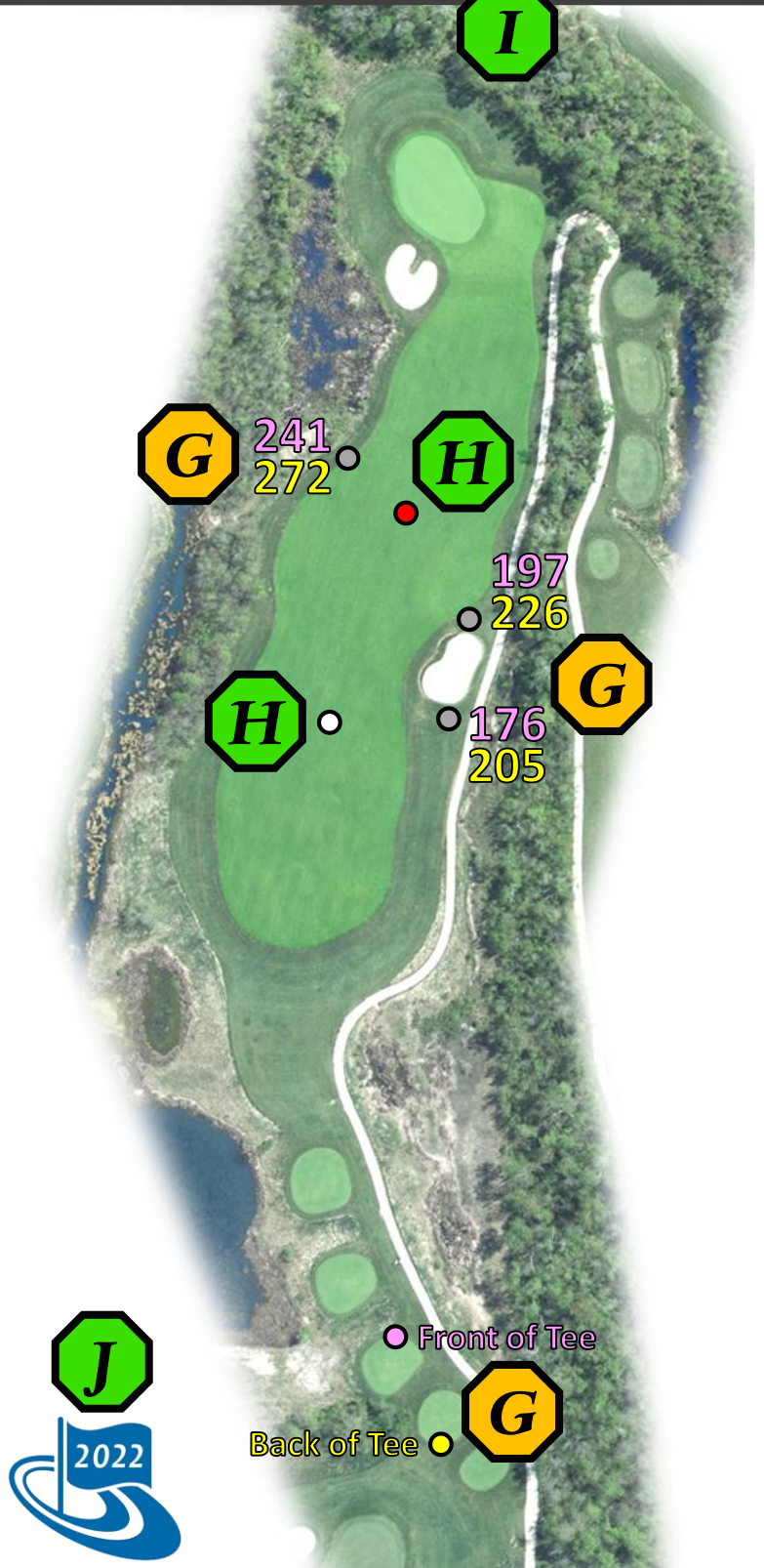
Hole #6 (Par 4)

CH	A	B	ONS	C	R
342	342	331	331	320	320



Green Depth = 32 yds (-2)

- A. This box provides pro tips and general information about the hole.
- B. Image of the green complex (aligned to the 150-yard marker).
- C. Flag showing the pin location.
- D. Distances from the front and side of the green to the pin location.
- E. Green depth and a +/- distance from the centre of the green to the pin in brackets.
- F. Arrow indicating the direction to the next tee (leave your clubs here when walking).
- G. Distances from spots in the teeing ground to various locations in the landing area. The distance text is colour coded to match the teeing ground spots. The actual tee marker positions will vary, but differences can be quickly paced off or estimated.
- H. Standard 100 ●, 150 ○, 200 ●, and 250 ● yard markers.



- I. Hole yardages for each flight.
- J. Flag indicating the year of photography.

Black Bear Ridge (Magee Course)

RISCK B6SL KID66 (W9666 CONL26)

Hole #1 (Par 4)

CH	A	B	ONS	C	R
385	385	375	375	375	375



Green Depth = 35 yds (-11)

The opening hole at Black Bear Ridge offers a beautiful vista looking down to an inviting fairway below.

Bombers might challenge the creek crossing the fairway, but be assured, the risk does not justify the reward.

Leave yourself 125 yards into this green and you will likely be rewarded with a Par to start your round!



Black Bear Ridge (Magee Course)

Hole #2 (Par 4)

CH	A	B	ONS	C	R
369	369	326	326	326	326



Green Depth = 30 yds (-1)

The 2nd hole is a dogleg left Par 4 where cutting the corner is possible to leave under 100 yards to a green protected on both sides.

Most will keep it simple and play short of the fairway bunker, leaving a slightly elevated approach to a receptive green. Beware of missing this hole long, as you will be left with a difficult chip to save Par!



SUNDOG
EYEWEAR

Black Bear Ridge (Magee Course)

Hole #3 (Par 5)

CH	A	B	ONS	C	R
515	515	515	515	485	485



Green Depth = 32 yds (+10)

Your first long hole at Black Bear Ridge is a reachable Par 5 for those willing to challenge the right side of this hole. If you execute the perfect drive, you will find yourself with under 200 yards to this elevated green with a steep slope protecting the green.

Those who cannot reach the green are advised to take the fairway bunkers out of play by laying up to 100 yards. Birdie will not win a skin here, but Eagle will have a good chance.

BOMBS AWAY!



● Back of Tee

● Back of Tee



SUNDOG
E Y E W E A R

Black Bear Ridge (Magee Course)

Hole #4 (Par 4)

CH	A	B	ONS	C	R
388	360	348	348	348	348



Green Depth = 33 yds (-8)

The 4th hole is a straightaway Par 4, where position off the tee is key to success. It is worth noting that the farther you hit it, the narrower the landing area. The ideal tee shot will favour the right side of the fairway, as hugging the left will mean tree trouble for your approach to the green. This green is the most difficult to hit and chip around, so don't be fooled by the lack of bunkers!

Par is an excellent score on this deceptively difficult hole!



Black Bear Ridge (Magee Course)

Hole #5 (Par 3)

CH	A	B	ONS	C	R
179	179	179	179	145	145



Green Depth = 28 yds (+1)

The first Par 3 at Black Bear is a medium-length straight and level hole protected by bunkers on both sides. Take dead aim at the centre of this green and you will be rewarded with a very makable putt, no matter the pin position.

Keep it simple for the best results!



Black Bear Ridge (Magee Course)

Hole #6 (Par 4)

CH	A	B	ONS	C	R
345	345	345	345	318	318



Green Depth = 34 yds (+6)

The 6th hole is a drivable Par 4 for the longest hitters; however, the opening is narrow and missing the green can leave a delicate chip.

The ideal play is to carry the centre fairway bunker, leaving just a flip wedge to the pin.

This is a great chance to get a stroke back on your scorecard!



SUNDOG
E Y E W E A R

Black Bear Ridge (Magee Course)

Hole #7 (Par 5)

CH	A	B	ONS	C	R
507	507	507	507	488	488



Green Depth = 40 yds (-8)

Your second Par 5 at Black Bear Ridge is another dogleg right that plays slightly uphill on the 2nd shot.

Longer hitters should favour the left side of the fairway, leaving a direct approach into the large green, protected by a bunker and trees to the right. If you go for the green, missing left should leave an unobstructed 3rd in your quest for Birdie. If you're an average Joe, lay up to 150 yards and take dead aim at the pin.



● Back of Tee
● Back of Tee



SUNDOG
E Y E W E A R

Black Bear Ridge (Magee Course)

RISCK B6SL KID66 (MAGEE COURSE)

Hole #8 (Par 4)

CH	A	B	ONS	C	R
321	300	300	300	279	279



Green Depth = 36 yds (+3)

The 8th Hole is a Classic Risk-Reward Par 4. Everyone can take dead aim at the green but missing right or short will mean a sure Bogey. Find the green and it is a sure Birdie.

What will you do?

Most players can easily make Par by playing to the 100-yard marker and flipping a wedge to the angled green. Either way, except a lot of Birdies on this hole, as well as the occasional Eagle!



SUNDOG
E Y E W E A R

Black Bear Ridge (Magee Course)

Hole #9 (Par 3)

CH	A	B	ONS	C	R
220	187	160	160	160	160



Green Depth = 28 yds (+10)

The 9th hole is another medium-length Par 3; however, it often plays much longer than advertised. If you want a Birdie putt, make sure to grab an extra club on the tee.

The green is protected by bunkers left and right, but neither will be overly difficult to get a Sandy.

The defence of this hole is the green, which is deceptively sloped and quicker than most at the Ridge!



Black Bear Ridge (Magee Course)

Hole #10 (Par 4)

CH	A	B	ONS	C	R
378	359	359	359	336	336



Green Depth = 28 yds (-5)

The 10th hole is another Par 4 that favours the longer hitter. Longer players can carry the left bunker to leave a pitch shot or even reach the green if you get this hole downwind!

The common play here is an Iron or Fairway wood played short of the bunkers, leaving an inviting approach to a large green. Stay out of the trees here, and you are likely to make a Par!



- Back of Tee
- Back of Tee
- Back of Tee



Black Bear Ridge (Magee Course)

RISCK R6SL KID66 (MAGEE COURSE)

Hole #11 (Par 5)

CH	A	B	ONS	C	R
567	567	516	516	516	516



Green Depth = 27 yds (-5)

The 11th hole is a 3-shot Par 5 for everyone in the field. For best results, play the hole as designed and hit your drive to the corner of the 90-degree dogleg (if you can). This will leave an easy layup to your desired yardage. Your final approach often plays into the prevailing wind, so paying careful attention to club selection will dictate whether you putt for Birdie.

Don't get greedy, and you will avoid a black square on your scorecard!



SUNDOG
E Y E W E A R

Black Bear Ridge (Magee Course)

RISCK R6SL KID66 (W9666 CONL26)

Hole #12 (Par 4)

CH	A	B	ONS	C	R
368	336	336	336	336	336



Green Depth = 20 yds (+6)

The 12th hole is a short Par 4 with a wide fairway and water on the entire left side. Driver is likely not the best play, but to each their own.

Once in the fairway, you must navigate the creek fronting the green, which will swallow up anything short. The greenside bunker is rarely in play, so aim for the middle and give yourself a chance at Birdie!



Black Bear Ridge (Magee Course)

RISCK R6SL KID66 (W9566 CONL26)

Hole #13 (Par 3)

CH	A	B	ONS	C	R
146	146	137	137	137	137



Green Depth = 42 yds (-10)

This short Par 3 is an easy Par if the wind is down and is a possible Birdie. If the wind is up, the water left of the green is very much in play.

Pay close attention to your club selection and execute the shot.

If the pin is in front, you have some room to miss short or right; however, short is the preferred miss, leaving a simple chip to save Par. Keep it simple.



SUNDOG
E Y E W E A R

Black Bear Ridge (Magee Course)

BLACK BEAR RIDGE (MAGEE COURSE)

Hole #14 (Par 4)

CH	A	B	ONS	C	R
433	419	419	419	405	405



Green Depth = 30 yds (-1)

This challenging Par 4 is one of the longest on the course and often plays as the most difficult. The wind is usually left to right, meaning players overcompensate to find the left bunkers or quit on their tee shots, ending up in the trees.

The approach is to an angled green that slopes left to right with deep bunkers protecting the right side. Even if you get a G.I.R., there is no guarantee of a 2-putt. Par is excellent!



SUNDOG
E Y E W E A R

Black Bear Ridge (Magee Course)

BLACK BEAR RIDGE (MAGEE COURSE)

Hole #15 (Par 3)

CH	A	B	ONS	C	R
166	166	166	166	166	166



Green Depth = 37 yds (+8)

Welcome to the difficult Par 3 15th, where a good round can go to Die.

This long Par 3 plays slightly downhill to a very narrow green, but players often miss right or long due to the unsuspecting wind direction.

If you read this ahead of time, note the wind coming up 14, which will help with club selection on 15. Find this green and you can make Birdie, but missing this green will usually mean Bogey or worse!

This is your GTA Am Tour Hole In One Competition!



Black Bear Ridge (Magee Course)

BLACK BEAR RIDGE (MAGEE COURSE)

Hole #16 (Par 4)

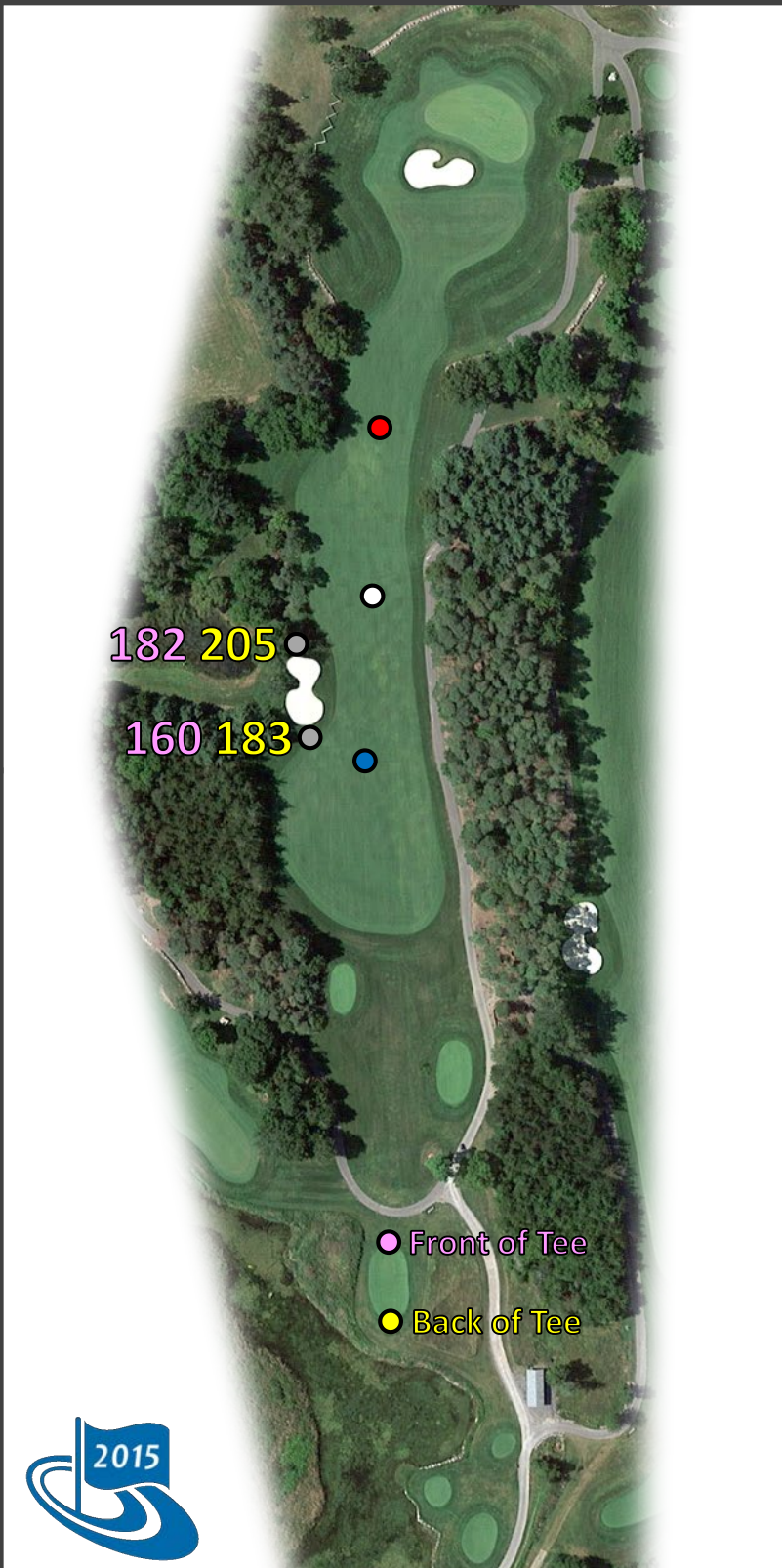
CH	A	B	ONS	C	R
370	360	301	301	301	301



Green Depth = 22 yds (-4)

The 16th hole will also challenge a good round. Playing severely uphill, this hole plays significantly longer than its indicated yardage. A good tee shot will avoid the left fairway bunker, leaving 130-150 yards to the severely elevated green.

You will need 2-3 clubs extra for your approach, but even more if you are into the wind. Par is doable, but avoiding the bunker fronting the green is required for your Par, which is a great score!



SUNDOG
E Y E W E A R

Black Bear Ridge (Magee Course)

RISCK R6SL KID66 (W9666 CONL26)

Hole #17 (Par 4)

CH	A	B	ONS	C	R
422	405	346	346	346	346



Green Depth = 26 yds (-2)

The 17th hole is a long Par 4 that plays significantly downhill from an elevated tee. This is another challenging hole to end your round, but finding the fairway short of the fairway bunker is the key to success.

Once on the short grass, your approach is level to a relatively flat and receptive green. Birdies will not be common here and could win you a skin if you can hit a great approach!



Black Bear Ridge (Magee Course)

Hole #18 (Par 5)

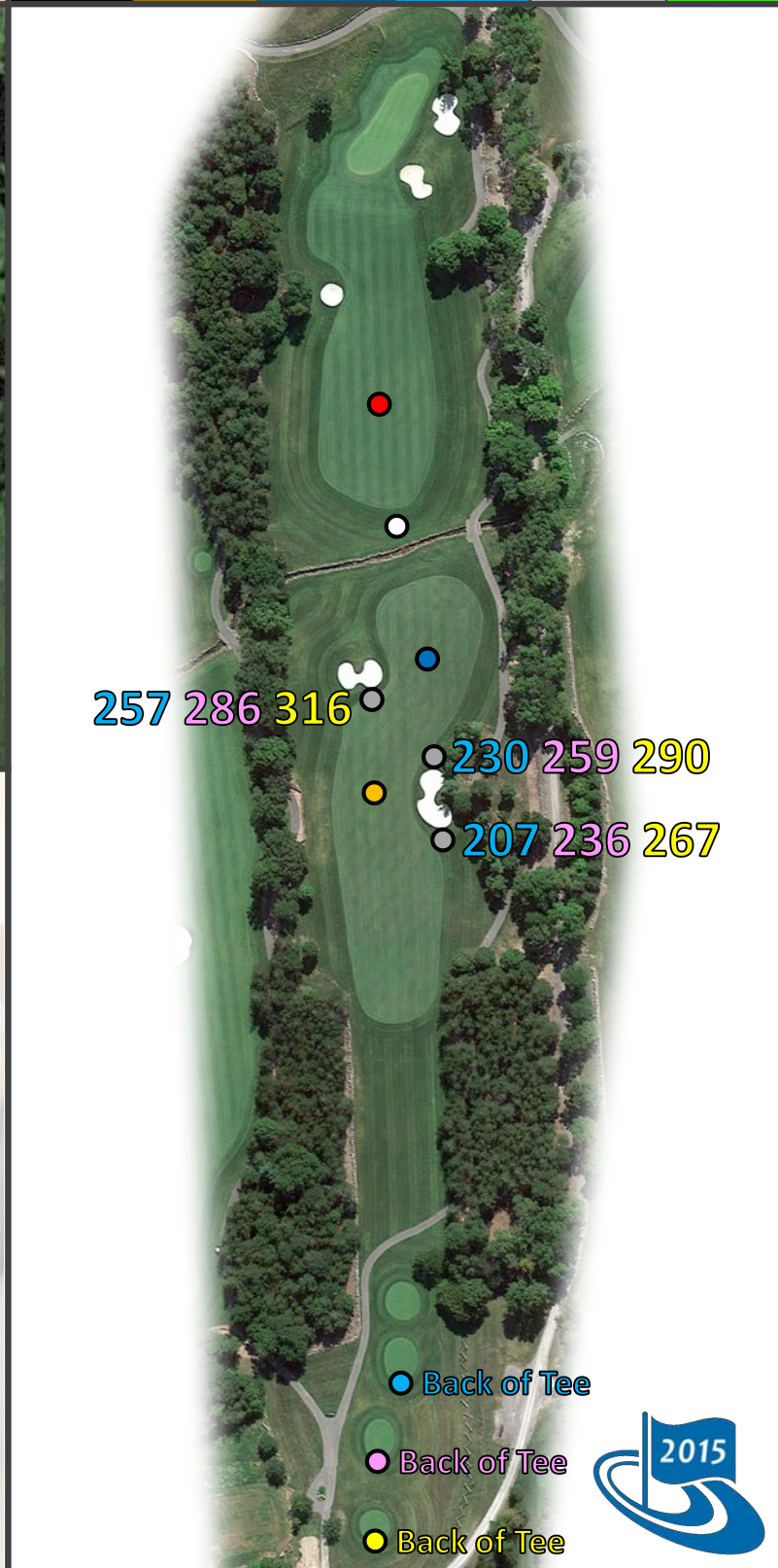
CH	A	B	ONS	C	R
525	495	495	495	495	495



Green Depth = 38 yds (+17)

The final hole at Black Bear Ridge is an uphill Par 5 that is reachable in two for longer hitters. Avoid the fairway bunkers on your approach and take your shot at glory to an elevated green. If you prefer to lay up, there is ample room over the creek to place your ball. Judging your distance to the green will be hard, but playing one extra club should be enough to reach the surface.

Finish your round strong if you want to raise the Trophy!



257 286 316 230 259 290
207 236 267

- Back of Tee
- Back of Tee
- Back of Tee



SUNDOG
E Y E W E A R

Follow



@GTAAMTOUR

Join



@GTAAMTOUR

Subscribe



@GTAAMATEURTOUR

