





The GTA AM Tour along with Silver Lakes Golf & Country Club welcomes you to the 2025 M+M Contracting Classic



M+M CONTRACTING DESIGN RENOVATION




At M+M Contracting, Design, Renovation, we specialize in high-end home renovations that elevate everyday living. Our small, dedicated team is committed to bringing a personal touch and unmatched attention to detail to every project - whether it's a single-room upgrade or a full-home transformation.



With a passion for quality craftsmanship and timeless design, we work closely with each client to bring their vision to life. Our projects range in size and scope, but our commitment remains the same: clear communication, thoughtful planning, and flawless execution.

From concept to completion, we take pride in creating beautiful, functional spaces that stand the test of time.

About Us



Our Work




Our Process




Initial Consultation

We start by listening. Contact us today to set up your initial consultation where we will discuss your goals, vision, and budget to understand exactly what you are looking for in your space.



Design & Planning

Work with our team to develop a detailed design tailored to your space, ensuring every element reflects your style and needs.



Construction

Leave the hard work to us. Our skilled tradespeople bring your vision to life with craftsmanship and attention to detail, while keeping your home clean and disruptions minimal.



Final Walkthrough

Once the work is complete, we walk through the finished space with you to ensure that everything meets our standards - and yours.

Contact Us



Ready to bring your vision to life?

Whether you're planning a full home renovation or looking to update a specific space, our team is here to help. We specialize in high-end craftsmanship with attention to every detail - because your home deserves nothing less.

Send us an email today

📍 Serving: York Region and surrounding areas

m.lawrence@mm-contracting.ca





M+M CONTRACTING CLASSIC

Silver Lakes Golf & Country Club

Tuesday, August 5, 2025

NOTICE TO COMPETITORS

This information supplements the 2025 Local Rules and Terms of Conditions for the GTA AM Tour. The current issue of the Golf Canada Rules of Golf govern play. **Any rules on the host club scorecard do not apply. Penalty for breach of a Local Rule is the general penalty, unless otherwise noted.**

1. **OUT OF BOUNDS (Rule 18.2):** See GTA AM Tour Hard Card for how Out of Bounds is defined.
2. **HOST CLUB DROP ZONES ARE NOT AVAILABLE:** Any Drop Zone available at this event will be indicated by a GTA AM Tour sign.
3. **PENALTY AREAS (Rule 17):** Red and yellow lines define the edge of the penalty area. Where penalty areas are not marked with lines, the change in the height of the grass defines the edge of the penalty area. Where there is no change in the height of the grass, the penalty area is defined by its natural boundaries. Unmarked penalty areas are red penalty areas.

HOLE #6 & #8: The penalty area on the right side of #6 & #8 extends to infinity.

4. **OBSTRUCTIONS AND GROUND UNDR REPAIR (Rule 16.1 applies):** Any areas of ground under repair will be marked or noted.

NO PLAY ZONES: Areas that are ornamental garden beds, turf nurseries or decorative flowerbeds are No Play Zones that are to be treated as Ground Under Repair. Player must proceed under Rule 16.1f.

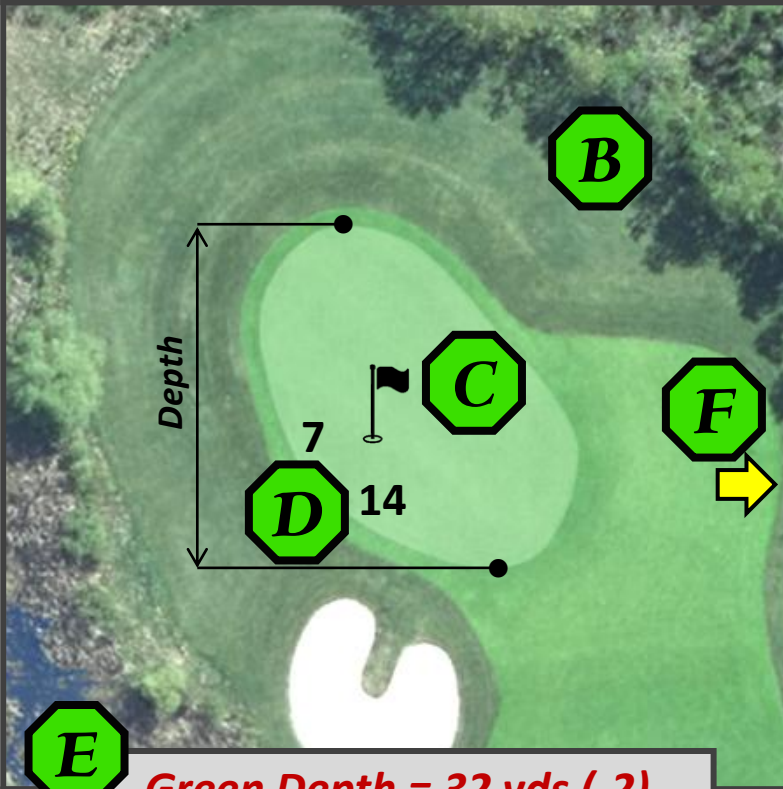
All areas with removed tree stumps that are dirt, seeded or sod are no play zones that are an abnormal course condition. Relief MUST be taken from interference of lie, stance or swing by the no play zone under Rule 16.1f

Players are NOT entitled to free relief from tree stumps attached to the ground.

How To Use This Guide

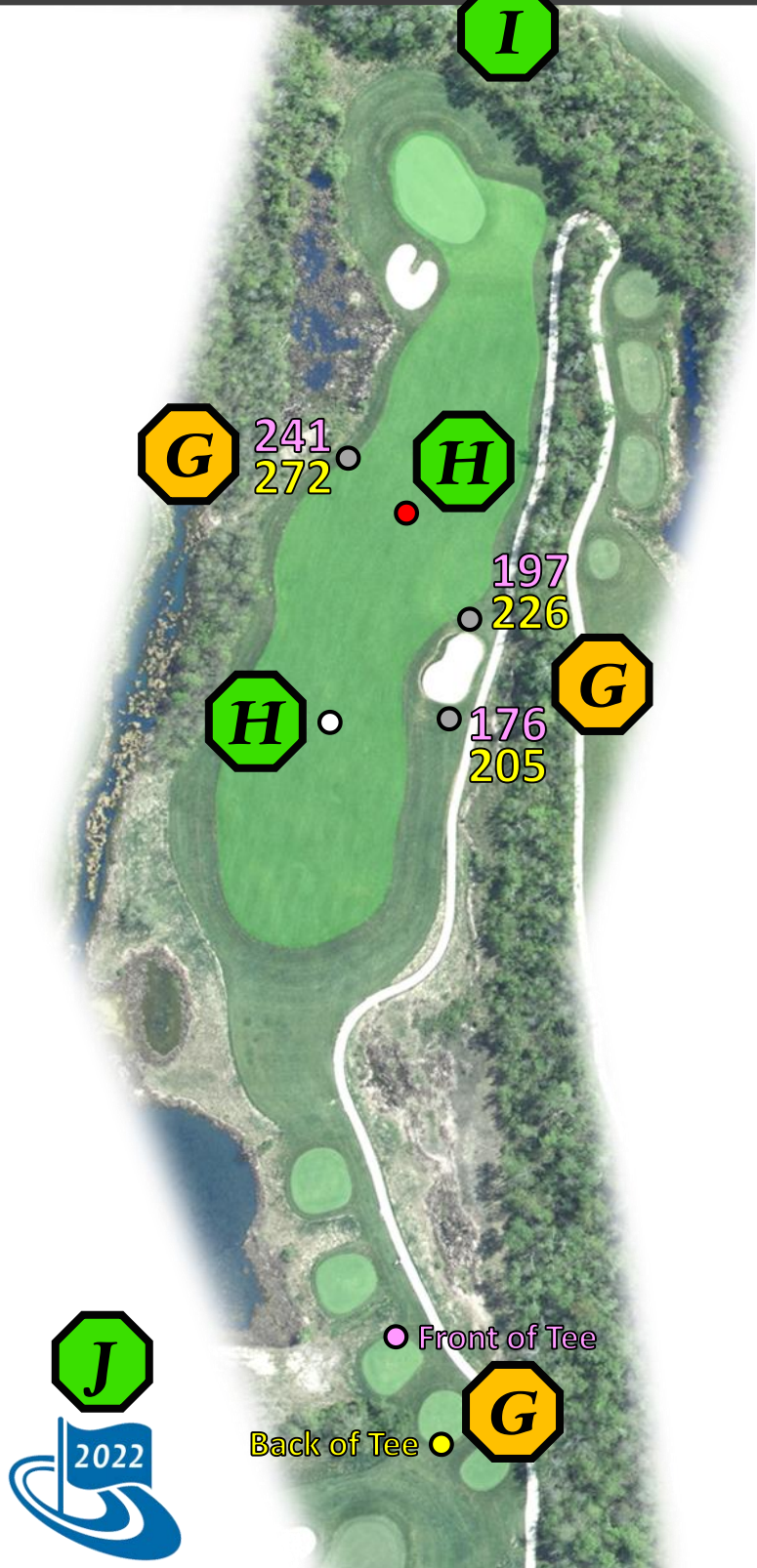
Hole #6 (Par 4)

CH	A	B	ONS	C	R
342	342	331	331	320	320



Green Depth = 32 yds (-2)

- A. This box provides pro tips and general information about the hole.
- B. Image of the green complex (aligned to the 150-yard marker).
- C. Flag showing the pin location.
- D. Distances from the front and side of the green to the pin location.
- E. Green depth and a +/- distance from the centre of the green to the pin in brackets.
- F. Arrow indicating the direction to the next tee (leave your clubs here when walking).
- G. Distances from spots in the teeing ground ● ● ● to various locations in the landing area ○. The distance text is colour coded to match the teeing ground spots. The actual tee marker positions will vary, but differences can be quickly paced off or estimated.
- H. Standard 100 ●, 150 ○, 200 ●, and 250 ● yard markers.



- I. Hole yardages for each flight.
- J. Flag indicating the year of photography.

Silver Lakes Golf & Country Club

Hole #1 (Par 4)

CH	A	B	ONS	C	R
362	362	362	362	319	319



Green Depth = 34 yds (-11)

Welcome to the 2025 M+M CONTRACTING CLASSIC

The 1st Hole at Silver Lakes is a straight away, medium-length Par 4 that seems to play longer than the indicated yardage. The ideal tee shot is right centre in order to avoid the fairway bunkers left. Your 2nd shot plays into an angled green with a front bunker that sees plenty of action.



The green has some subtle breaks, so make sure to take your time if you want to secure an opening two-putt Par.



Silver Lakes Golf & Country Club

Hole #2 (Par 4)

CH	A	B	ONS	C	R
340	340	328	328	328	328



Green Depth = 32 yds (-1)

Usually playing into the wind, the key to success on the 2nd hole is leaving your tee shot short of the water. This will leave a flat lie and a wedge shot to a green that plays smaller than it appears. Careful of missing left of the green, as O.B. lurks just past the cart path.



Birdies will be made, but a Bogey can quickly sneak up on you.



Silver Lakes Golf & Country Club

Hole #3 (Par 3)

CH	A	B	ONS	C	R
135	135	120	120	120	120



Green Depth = 26 yds (0)

Back-to-back holes with a carry-over water should grab your attention! The 3rd hole is a short Par 3 playing over a large pond; however, the pond rarely gets visited unless you R.F.U.!

Take dead aim wherever the pin is, as the green is receptive and getting up and down is relatively simple.



Expect multiple Birdies, a boatload of Pars, and maybe even an Ace!

Silver Lakes Golf & Country Club

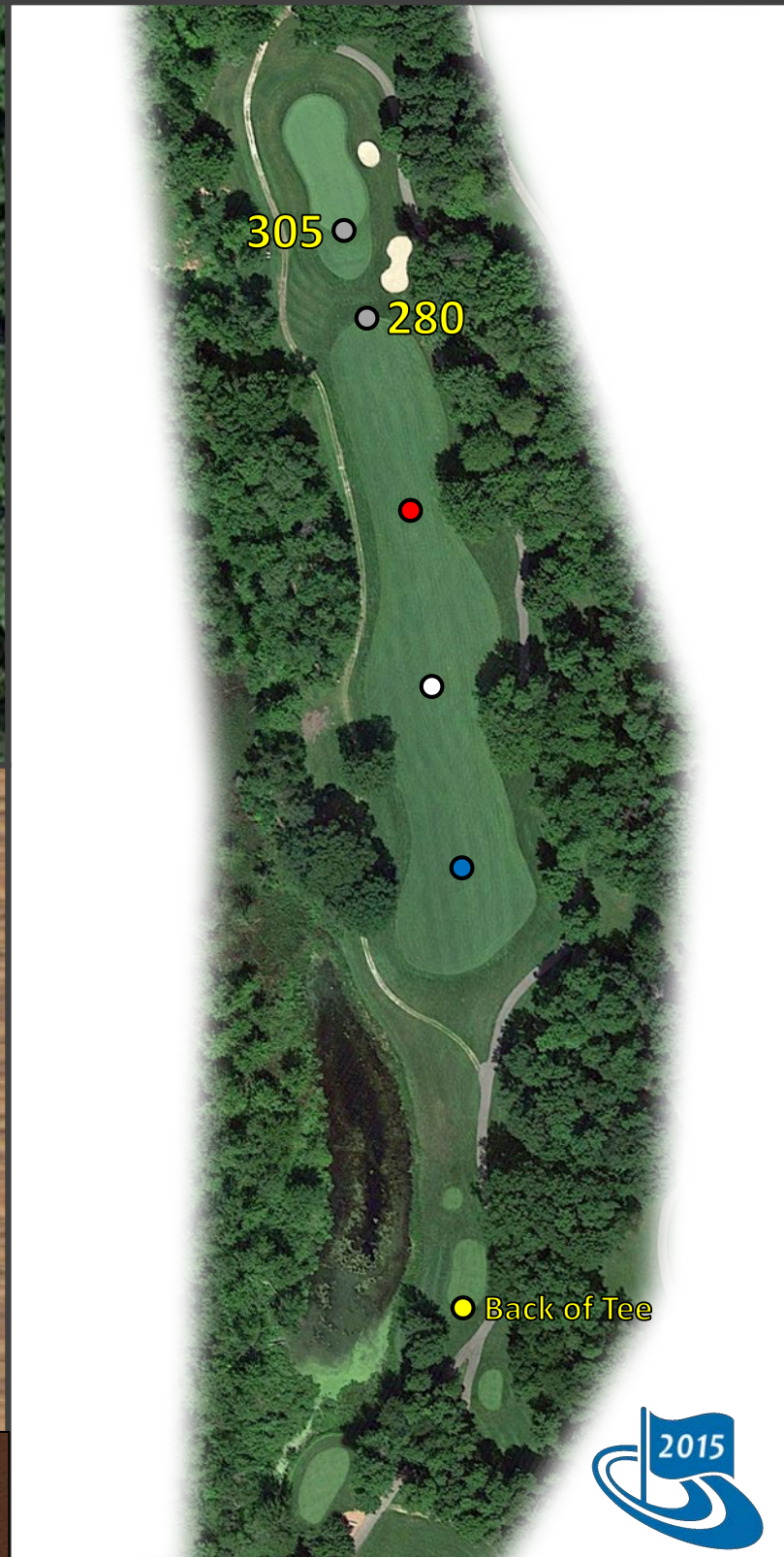
Hole #4 (Par 4)

CH	A	B	ONS	C	R
324	324	324	324	314	314



Green Depth = 39 yds (+3)

This short Par 4 looks like you can take advantage of a short hole. However, the huge trees down the left require a right-to-left ball flight. Your ideal line is at the 150-yard marker, leaving your ball down the right side where a small bailout exists. Most will be left with a pitching wedge or less to a flat green with a slight drop-off to the right.



Just don't shoot yourself in the foot here as an easy Par 5 awaits at #5.

Silver Lakes Golf & Country Club

Hole #5 (Par 5)

CH	A	B	ONS	C	R
510	510	490	490	490	490



Green Depth = 35 yds (+10)

The 5th hole is the first Par 5 at Silver Lakes, which offers a wide fairway off the tee. Reachable for long hitters, the ideal tee shot is down the right side, leaving a better angle into the green.

If you need to layup, a wide landing area awaits just 110 yards from the green. The green has a small mound in the middle & the back left Pin is the most difficult



● Front of Tee

● Back of Tee



The pin is in the back today, so be sure to take enough club!



Silver Lakes Golf & Country Club

Hole #6 (Par 4)

CH	A	B	ONS	C	R
392	357	357	357	335	335



Green Depth = 34 yds (-7)

Similar to #3, the 6th hole promotes a right-to-left ball flight if you want to challenge the hole off the tee.

The more conservative route is to leave your ball at the 150-yard marker, which brings the right fairway bunker into play.

The green is long and protected left and right by bunkers, which see a lot of action.



Par is a good score, but Birdie is a possibility!

Silver Lakes Golf & Country Club

Hole #7 (Par 3)

CH	A	B	ONS	C	R
175	155	155	155	155	155



Green Depth = 33 yds (+4)

The second short hole might leave you scratching your head when you walk off the green.

This hole plays down a treelined chute that usually plays downwind at 10 or 11 O'clock. With this wind, many balls miss the green to the left, causing a myriad of issues with a large bunker and a drop-off into thick rough or worse!



The hole plays more difficult than the yardage, so be happy with Par and move on to the next hole.



Silver Lakes Golf & Country Club

Hole #8 (Par 5)

CH	A	B	ONS	C	R
531	492	492	492	465	465



Green Depth = 30 yds (-7)

This medium-length Par 5 forces most players to the left of the penalty area; however, if you have the horsepower, then challenge the right side for a chance at Eagle or Birdie.

If you go for the green, beware of the water that lurks right of the green. Most will lay up to the 100-yard marker and flip a wedge in close for a more conventional Birdie.



The green is benign, so long Putts can be made here!

Silver Lakes Golf & Country Club

Hole #9 (Par 4)

CH	A	B	ONS	C	R
400	400	360	360	360	360



Green Depth = 38 yds (+12)

The 9th hole plays as one of the most difficult at Silver Lakes. This long and narrow Par 4 has a large bunker down the left, forcing many players to bail out right. The problem is, a large Maple just 80 yards from the green guards the right side, so if you miss right, you may be unable to carry it on with your 2nd shot. The strategic play is to leave yourself a longer 2nd shot into this narrow green.



● Back of Tee

● Back of Tee



Par is an excellent score, as you make the turn to the back nine!

Silver Lakes Golf & Country Club

Hole #10 (Par 4)

CH	A	B	ONS	C	R
397	380	365	365	319	319



Green Depth = 31 yds (+5)

The 10th hole is feast or famine. A large bunker protects this dogleg right, but not challenging this bunker could mean reaching the trees if you miss left. The conservative play is to leave yourself 160 yards and play to the broadest section of the fairway. This will leave a clear angle to a green protected by a bunker left and a challenging ridge in the first 3rd of the green. Dial in your approach shot!



● Back of Tee

Some challenging holes await, so you need to decide how aggressive to play this hole.



Silver Lakes Golf & Country Club

Hole #11 (Par 3)

CH	A	B	ONS	C	R
158	158	145	145	145	145



Green Depth = 38 yds (+3)

The 1st Par 3 on the back nine looks simple from the tee; however, O.B. lurks right of the green with a penalty area situated to the left.

Even if you aim for the centre of this narrow green, you will find multiple tiers once you arrive.

Finding yourself on the wrong tier could easily lead to a quick 3-putt.



Identifying the right tier on this green could lead to a great opportunity for a birdie!

Silver Lakes Golf & Country Club

Hole #12 (Par 4)

CH	A	B	ONS	C	R
425	390	390	390	336	336



Green Depth = 38 yds (+1)

Next to #9, the 12th hole is arguably the most difficult, especially with the right tee box in play. The player will benefit from a left-to-right ball flight, leaving a mid-iron into a kidney-shaped green.

There is more room around the green than you can see from the fairway, so feel free to be aggressive with your approach. If you do miss the surface, getting up and down is possible.



Inside Corner of Cart Path ●

● Inside Corner of Cart Path



Today's pin position should allow some easy up and downs if you miss this green in regulation.

Silver Lakes Golf & Country Club

Hole #13 (Par 4)

CH	A	B	ONS	C	R
315	315	295	295	275	275



Green Depth = 24 yds (-1)

The 13th is a short Par 4 offering up the greatest risk/reward at Silver Lakes. Many can reach this green from the tee; however, trouble is everywhere. The green is very shallow, and is protected by bunkers on 3 sides, water short, and O.B. long. If you go for it, a bailout right is an ideal location, leaving a perfect angle to most pin positions. Most will play an iron off the tee, but this requires a dialed in wedge to avoid missing long or short.



This is an interesting and exciting hole, full of fun possibilities!

Silver Lakes Golf & Country Club

Hole #14 (Par 5)

CH	A	B	ONS	C	R
542	542	528	528	469	469



Green Depth = 40 yds (-13)

The longest hole at Silver Lakes is made even longer by playing into the prevailing wind. Even without the wind, this is a 3-shotter for nearly everyone on Tour. The ideal tee shot will be right centre to avoid the liquid driving range, but O.B. also lurks if you leak it too much right.

The ideal layup is played to 150 yards or less, leaving an approach to another narrow green.



Straight is key on this hole if you want to gain a stroke on the field!



Silver Lakes Golf & Country Club

Hole #15 (Par 4)

CH	A	B	ONS	C	R
365	338	323	323	323	323



Green Depth = 31 yds (+5)

This short Par 4 usually plays downwind, making it even shorter. With miles to miss it left, there is no reason to challenge the right side of this hole.

This green is one of the more sloped greens with a front pin position, resulting in many people scratching their heads. Missing long will leave a difficult up and down, so the miss here is short, leaving a simple chip to save your Par.



Christian has gone easy with the pin position today as it should lead to some Birdies!



Silver Lakes Golf & Country Club

Hole #16 (Par 4)

CH	A	B	ONS	C	R
385	385	337	337	337	337



Green Depth = 28 yds (-4)

The 16th turns back into the prevailing wind, making this sub-400-yard hole play longer than expected. The fairway is relatively wide, but the ideal line is the right centre. If you go too far left, tall trees may block your approach to the green. Position off the tee is key here as it will give you the best chance at an easy Par.



The green slopes back to front, so missing long could mean a delicate chip and a quick Bogey!

Silver Lakes Golf & Country Club

Hole #17 (Par 3)

CH	A	B	ONS	C	R
165	165	165	165	165	165



Green Depth = 33 yds (+6)

The 17th hole offers the player a large green and a chance at fame if they can Ace this hole. Playing at 165 yards, take dead aim and see if you can join the HIO club.

The green is protected short and long by bunkers, and slopes from back to front and right to left. Par is a good score, but an Ace is way better!



This is the GTA Am Tour Hole In One Competition!



Silver Lakes Golf & Country Club

Hole #18 (Par 5)

CH	A	B	ONS	C	R
494	494	467	467	467	467



Green Depth = 32 yds (-8)

The 18th hole is an exciting Par 5 that can make or break your round. Playing under 500 yards, this is very reachable for many players; however, you need a left-to-right ball flight to find this narrow fairway. If you're hitting from the short grass, you can go for the green in 2 with a large bailout to the left, but beware of the penalty area lurking to the right.

Eagles can be made here with a precise approach shot and a deft putting touch.



203 230 255
168 195 220

- Back of Tee
- Back of Tee
- Back of Tee



Are you in a position to Go-For-It or play it safe to hang on for the victory!

Follow



@GTAAMTOUR

Join



@GTAAMTOUR

Subscribe



@GTAAMATEURTOUR

