



# The GTA AM Tour Team & The Whirlpool Golf Course



Welcomes you to the 5th round of the  
~ ORDER OF MERIT ~ RACE TO THE TOUR CHAMPIONSHIP!

Presented by **TaylorMade**<sup>®</sup>



**NIAGARA  
PARKS**

TaylorMade



**HIGH LAUNCH  
AND MORE FORGIVENESS  
FOR BETTER SHOTS MORE OFTEN**

**STEALTH**  
IRONS

THE BETTER YOU HIT THE BALL THE FEWER SHOTS YOU HAVE TO HIT.  
THAT'S WHY WE ENGINEERED THE ALL NEW STEALTH IRONS WITH A CAP BACK™  
DESIGN, SO YOU CAN HIT FEWER SHOTS, MORE OFTEN.

© 2022 TAYLOR MADE GOLF COMPANY, INC.  
COMPARISON TO 2020 SIM MAX 4 AND 7 IRONS.



## TAYLORMADE CARBONWOOD CLASSIC

### Whirlpool Golf Course

Wednesday, May 18, 2022

### NOTICE TO COMPETITORS

This information supplements the 2022 Local Rules and Terms of Conditions for the GTA AM Tour. The current issue of the Golf Canada Rules of Golf govern play. **Any rules on the host club scorecard do not apply. Penalty for breach of a Local Rule is the general penalty, unless otherwise noted.**

1. **OUT OF BOUNDS (Rule 18.2):** Defined by the line between the course-side points at ground level of white lines, dots or stakes and fence posts defining out of bounds. A ball is out of bounds when it is beyond any wall defining the boundary of the course. A ball coming to rest on or beyond a road defined as Out of Bounds is Out of Bounds, even though it may lie on another part of the Course that is in bounds for other holes.

The roadway on holes 2, 13 & 16 defines Out of Bounds.

2. **HOST CLUB DROP ZONES ARE NOT AVAILABLE:** Any Drop Zone available at this event will be indicated by a GTA AM Tour sign.
3. **PENALTY AREAS (Rule 17):** Red and yellow lines define the edge of the penalty area. Where penalty areas are not marked with lines, the change in the height of the grass defines the edge of the penalty area. Where there is no change in the height of the grass, the penalty area is defined by its natural boundaries. Unmarked penalty areas are red penalty areas.

**Signed environmentally sensitive areas are red penalty area No Play Zones (Rule 17.1e). The player must take penalty relief under Rule 17.1d by adding one penalty stroke. Players are not permitted to enter areas of long grass.**

**For a ball in the General Area where the player has interference from a No Play Zone with their stance or swing, the player MUST take free relief (Rule 16.1f) by finding the nearest point of complete relief, no nearer to the hole and establish a relief area of one club-length.**

4. **OBSTRUCTIONS AND GROUND UNDER REPAIR (Rule 16.1 applies):** Any areas of ground under repair will be marked or noted.

# How To Use This Guide



**Green Depth = 32 yds**

The image above illustrates the green complex (aligned to the most likely angle of approach) with the approximate flag location for the event. Also shown is the green depth in yards (measured straight, from the centre of the fairway, along the most likely angle of approach). Note: your specific angle of approach will determine the actual green depth along your line of play and may be different than indicated.

This text box provides pro tips and general information about the hole.

The hole image on the right indicates distances from spots in the teeing ground (●●●) to various locations in the landing area (○). The distance text is colour-coded to match the teeing ground spots. The actual tee marker positions will vary, but differences can be quickly paced off or estimated. Standard 100 ●, 150 ○ and 200 ● yard markers (to the centre of the green) may also be shown.

The chart below shows the event yardages for the hole for each flight.



CH	A	B	ONS	C	REC
342	342	331	331	320	320



# Whirlpool - Hole #1 (Par 4)



**Green Depth = 31 yds**

The opening hole at Whirlpool Golf Course is a straightaway Par 4 with a bunker on the left side of the fairway. The long and narrow green requires an accurate shot to hit the putting surface. Approach shots missed to the right, or left will likely find one of the three greenside bunkers.

A missed long shot will leave a devilish chip on a green that slopes from back to front. Tiger could reach this green, can you?



CH	A	B	ONS	C	REC
379	379	355	355	355	355




# Whirlpool - Hole #2 (Par 4)



**Green Depth = 25 yds**

Whirlpool's signature hole is a good test of golf, requiring both length and accuracy to score par or better. The hole is lined with trees on both sides of the fairway, and be careful of the out of bounds on the left. A great tee shot will leave a mid-iron to a green surrounded by bunkers and berms on the left and back with a pond on the right. An intelligent shot into this undulating green is necessary for a legitimate shot at birdie. Brooke could make one!



181  
217  
240

- Back of Tee
- Back of Tee
- Back of Tee

CH	A	B	ONS	C	REC
380	380	361	361	327	327



# Whirlpool - Hole #3 (Par 3)



**Green Depth = 31 yds**

The third hole is one of many demanding Par 3's at Whirlpool, ranging from over 230 yards from the back tee, where you play over the corner of a pond, to a more manageable 123 yards from the forward tee. This green slopes back to front and is protected by bunkers on both sides. Missing the green left could result in out-of-bounds or at least a very tricky chip shot. Sierra has all the shots to pull off an easy birdie, do you have the shots to score well here?



CH	A	B	ONS	C	REC
186	186	136	136	136	136




# Whirlpool - Hole #4 (Par 5)



**Green Depth = 30 yds**

The first Par 5 at Whirlpool dogleg's slightly to the left and can be reached in two by the long hitters. Three bunkers come into play on your tee shot. Three more traps narrow the fairway around the 100-yard marker if you decide to lay up. If going for the green in 2, four more bunkers guard the green. Avoid all the sand, and you could be rewarded with an easy Birdie. Strike it like Sergio, and maybe an elusive eagle attempt awaits!



262  
287  
247  
272  
205  
230  
191  
216  
211  
236  
194  
219

Back of Tee ●

Back of Tee ●

CH	A	B	ONS	C	REC
509	490	490	490	472	472



# Whirlpool - Hole #5 (Par 5)



**Green Depth = 31 yds**

The 2nd of back-to-back Par 5s plays more difficult than its predecessor. Slide your tee shot from left to right off the large fairway bunker. Under ideal conditions, this green can be reached in two, but a layup is likely the play. Your layup demands an accurate shot to a landing area lined by a series of 5 traps. Your approach shot to this elevated green gives you the option of bailing out long & left, as an embankment can kick your shot onto the green. Missing short or right will leave an almost impossible up and down.



CH	A	B	ONS	C	REC
510	510	471	471	471	471



# Whirlpool - Hole #6 (Par 3)



**Green Depth = 35 yds**

With the Niagara Falls skyline serving as a backdrop, the 6th hole at Whirlpool is definitely the most scenic Par 3 on the golf course. The absence of trees behind the green distort your depth perception of this hole.

Pay special attention to your yardage and select a club wisely. If playing from the back tees, you will have to adjust to a 20-foot drop to the which is surrounded by five bunkers.

Take dead aim like Maria!



191  
231

156  
196

● Back of Tee

Back of Tee ●

CH	A	B	ONS	C	REC
210	160	160	160	160	160



# Whirlpool - Hole #7 (Par 4)



**Green Depth = 31 yds**

The 7th Hole is a straight away Par 4 that rises gently from the tee to green, making it play longer than the actual yardage indicates.

A solid tee shot to a tree-lined fairway leaves you a mid to long iron into a firm green guarded by bunkers and mounds.

Par is a very good score!  
Sung Hyun eats these holes up!



CH	A	B	ONS	C	REC
404	404	353	353	353	353




# Whirlpool - Hole #8 (Par 4)



**Green Depth = 40 yds**


This challenging Par 4 plays slightly downhill with a gentle dog leg to the right. An accurate, well-hit drive will leave a mid-iron to Whirlpool's largest green. Avoid going right off the tee, as the fairway is lined with a dense stand of pines that pose a formidable challenge to escape. If you do find trouble, make sure you play a provisional .....



CH	A	B	ONS	C	REC
432	402	402	402	368	368

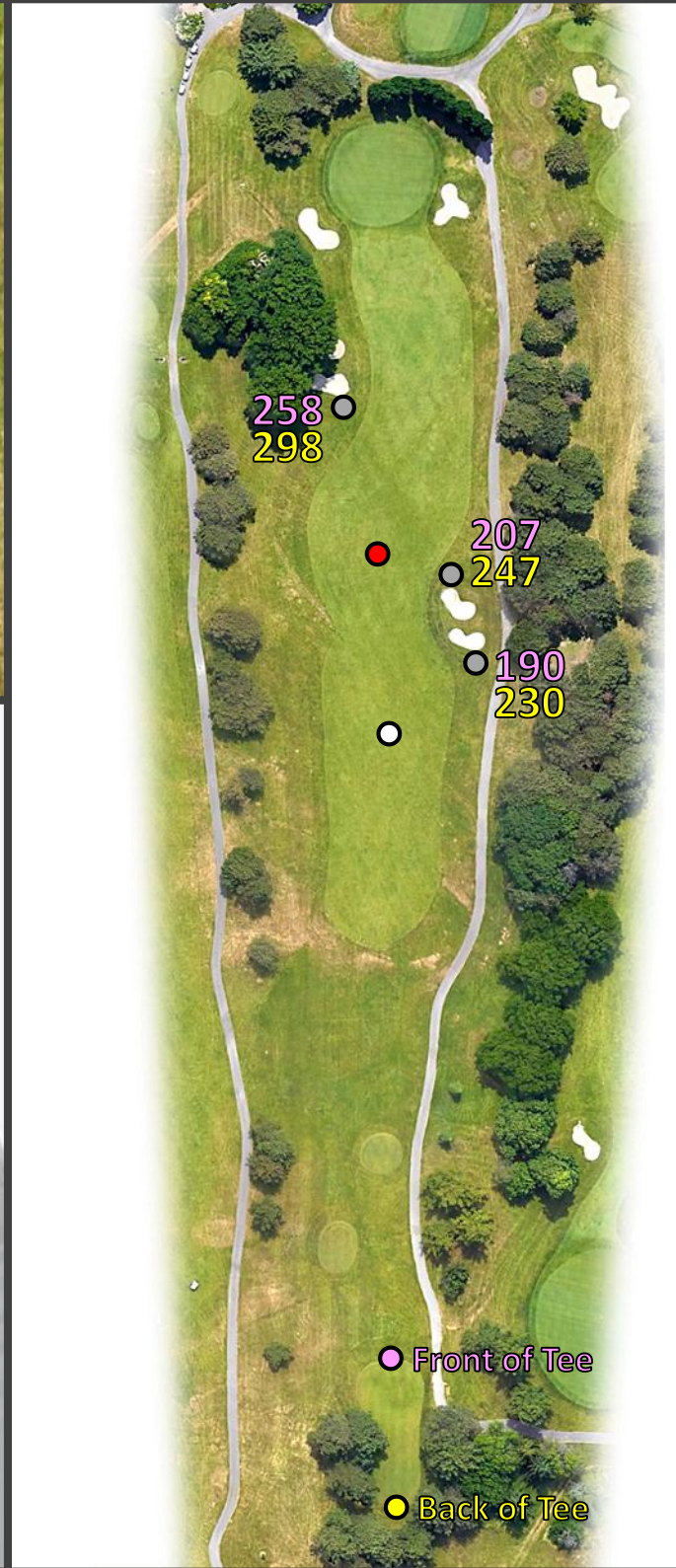


# Whirlpool - Hole #9 (Par 4)



**Green Depth = 27 yds**

This straightaway hole is the shortest Par 4 on the course. Using a fairway wood or long iron off the tee will give you the best chance at hitting the generous landing area, resulting in a short iron for your next shot. The other option is to try and reach the top of the hill with your driver. With a driver, a perfect tee shot will leave a short pitch to the green; however, an errant drive risks tree trouble, nasty bunkers, and a blind uphill approach. This is a great risk-reward hole. Smash it as Wolff would!



● Front of Tee

● Back of Tee

CH	A	B	ONS	C	REC
337	337	337	337	322	322



~~WOOD. METALWOOD.~~ CARBONWOOD.

INTRODUCING STEALTH. WITH A 60 LAYER CARBON FACE  
FOR BETTER ENERGY TRANSFER AND MORE BALLSPEED.

WELCOME TO THE CARBONWOOD AGE.

WHY CARBON?



TaylorMade® STEALTH

© 2022 TAYLOR MADE GOLF COMPANY, INC.  
FASTER BALL SPEED CLAIM BASED ON PLAYER TESTING OF STEALTH PLUS+  
AND STEALTH VS. SIM2 AND SIM2 MAX DRIVERS AT BETTER PLAYER SWING SPEED.

# Whirlpool - Hole #10 (Par 4)



**Green Depth = 29 yds**

This long straight Par 4 requires 2 good shots to reach the green in regulation. There's a swale in front of the green that can cause the green to look closer than it is. There are no bunkers protecting this green, but there are many undulations which can make pitching difficult. Irregular humps in the green are where architect Stanley Thompson was rumoured to have buried some of his favourite cases of Scotch for safe keeping. Please repair your ball marks and no digging allowed!



CH	A	B	ONS	C	REC
434	390	390	390	390	390



# Whirlpool - Hole #11 (Par 4)



**Green Depth = 33 yds**

A long accurate drive is needed on the straightaway tree-lined Par 4. The large embankment to the left and back will deflect an errant shot on or near the long narrow green. The dangers of this approach are shots missed short, which will require a difficult pitch to the elevated green. Shots missed to the right will leave a near impossible recovery. On the other hand, Rory would reach back a little further and turn this hole into a monster Par 3!



CH	A	B	ONS	C	REC
396	385	385	385	343	343



# Whirlpool - Hole #12 (Par 3)



**Green Depth = 27 yds**

The 12th Hole is another demanding Par 3 measuring over 240 yards from the back tee. The back tees are elevated 20 feet, creating a very scenic view down to the green. If the sheer length of this hole isn't tough enough, the green is well very protected by bunkers and mounds.

There's also a large tree which gobbles up tee shots hit just short and left of the green. The only encouraging part of this hole is the fact that a Par 5 is to follow.


Charley says swing free!



CH	A	B	ONS	C	REC
186	186	186	186	156	156



# Whirlpool - Hole #13 (Par 5)



**Green Depth = 33 yds**

This is a good Par 5 requiring three solid shots to reach the green in regulation. The hole doglegs to the left, and the landing area is well protected with bunkers on both sides of the fairway. For the long hitter who tries to cut the corner, it is much longer than it appears.

If you try for the green in two, remember, there's a pond to the left and out of bounds to the right. A series of bunkers also protect the landing area approach to this green and accuracy is key to a good score.

Colin would rip it on this hole!



CH	A	B	ONS	C	REC
510	510	475	475	475	475



# Whirlpool - Hole #14 (Par 3)



**Green Depth = 30 yds**




The 14th Hole is a short Par 3 where the main defence is the four (4) strategically placed bunkers all around the green at 12, 4, 7, & 10 O'Clock. Leaving the ball short will give you an easy chip to save Par but a chunky dunky off the tee will leave you in a watery grave! (Mental note: What water?)



CH	A	B	ONS	C	REC
149	149	149	149	149	149



# Whirlpool - Hole #15 (Par 5)



**Green Depth = 29 yds**


Playing as the longest hole on the course, this long, narrow Par 5 could be the turning point in your round. With both left and right bunkers, an accurate tee shot is critical if you want to reach this green in two. The approach shot is to a large elevated green, and picking the right club is required for a good chance at Birdie. Missing the green short will result in a steeply sloped lie and a challenging Par attempt. Rickie loves short Par 5's!



CH	A	B	ONS	C	REC
530	530	487	487	444	444



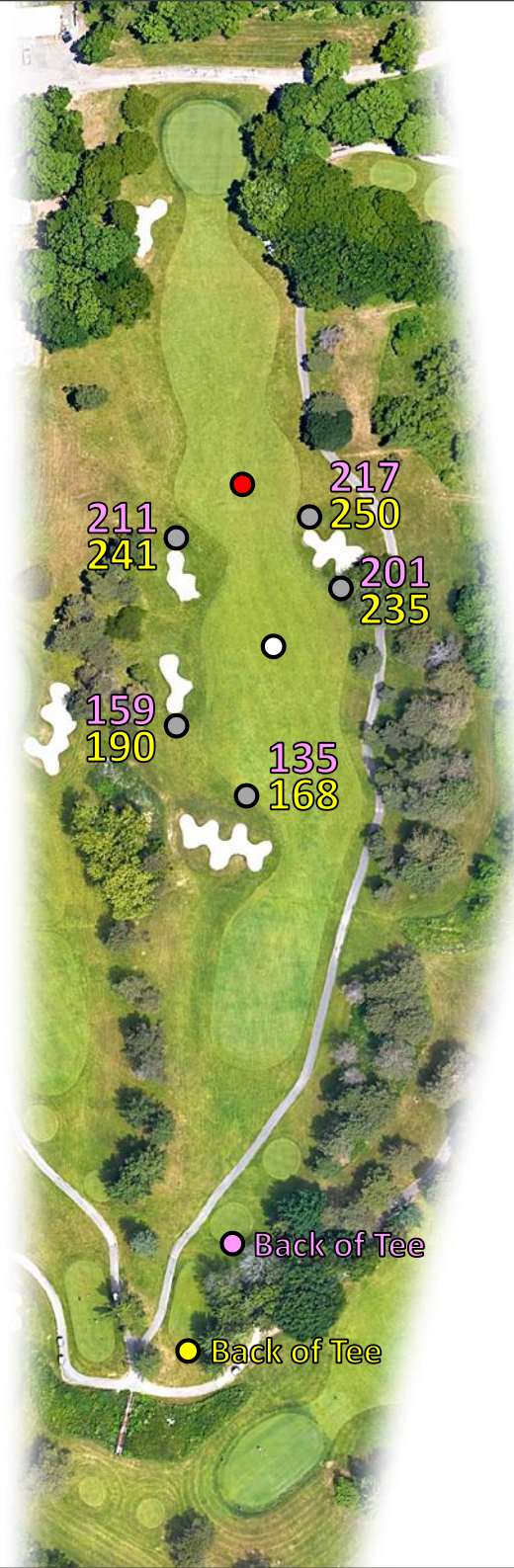
# Whirlpool - Hole #16 (Par 4)



**Green Depth = 27 yds**

This Par 4 is arguably the most visually pleasing tee shot the further back you go. From the tips, there's a 20-foot drop to a fairway framed by beautiful, sculpted bunkers. The large bunker on the left dares you to try and carry it. Once in the fairway, you'll be left with a mid to short iron into a relatively flat green, protected by bunkers on both sides. Avoid missing the green to the right at all costs, as an up and down from that side is nearly impossible.

Laser focus like Tommy has is needed to score well on this hole!



CH	A	B	ONS	C	REC
352	340	340	340	321	321



# Whirlpool - Hole #17 (Par 3)



**Green Depth = 30 yds**

The last Par 3 on the course is another beast, measuring 230 yards from the back tee. The wind always seems to be in your face on this hole, making it play even longer. Playing out of a chute of tall trees, the swirling winds play havoc with your ball. Four strategically placed bunkers guard the green on this hole, so the strategy should be to hone in and fire a dart for an ACE!


**This is the GTA AM Tour Hole in One Competition!**



CH	A	B	ONS	C	REC
167	167	167	167	167	167



# Whirlpool - Hole #18 (Par 5)



**Green Depth = 29 yds**

The 18th Hole is a great finishing hole. While it's the shortest Par 5 on the golf course, there's plenty of danger. With out of bounds down the entire left-hand side of the hole and bunkering protecting the landing areas of both the tee shot and the layup, it requires an accurate first and second shot. The hole will yield its fair share of birdies and the occasional eagle but can also jump up and bite you hard, leading to some holding or losing the grip on the big trophy! DJ knows how to get it done!



CH	A	B	ONS	C	REC
500	500	472	472	472	472



# TOUR RESPONSE

TaylorMade®

A TOUR-QUALITY BALL THAT'S  
STACKED WITH FEATURES.



**TOUR-QUALITY DNA.  
LESS MONEY.**

ITS 100% URETHANE COVER AND  
THREE LAYER DESIGN OFFERS A TOUR  
QUALITY BALL FOR LESS.



© 2022 TAYLOR MADE GOLF COMPANY, INC.