



TRILLIUM WOOD GOLF CLUB
along with the GTA AM Tour
welcomes you to the
BLUE TEES CHALLENGE





THE BLUE TEES CHALLENGE

Trillium Wood Golf Club

Monday, May 13, 2024

NOTICE TO COMPETITORS

This information supplements the 2024 Local Rules and Terms of Conditions for the GTA AM Tour. The current issue of the Golf Canada Rules of Golf govern play. **Any rules on the host club scorecard do not apply. Penalty for breach of a Local Rule is the general penalty, unless otherwise noted.**

1. **OUT OF BOUNDS (Rule 18.2):** See GTA AM Tour Hard Card for how Out of Bounds is defined.
2. **HOST CLUB DROP ZONES ARE NOT AVAILABLE:** Any Drop Zone available at this event will be indicated by a GTA AM Tour sign.
3. **PENALTY AREAS (Rule 17):** Red and yellow lines define the edge of the penalty area. Where penalty areas are not marked with lines, the change in the height of the grass defines the edge of the penalty area. Where there is no change in the height of the grass, the penalty area is defined by its natural boundaries. Unmarked penalty areas are red penalty areas.

DROP ZONES AVAILABLE:

HOLE #14: For a ball that enters the penalty area in front of the green, another ball may be put in play using Rule 17.1d, or *as an additional option may use the Drop Zone* located on the Red tee deck.

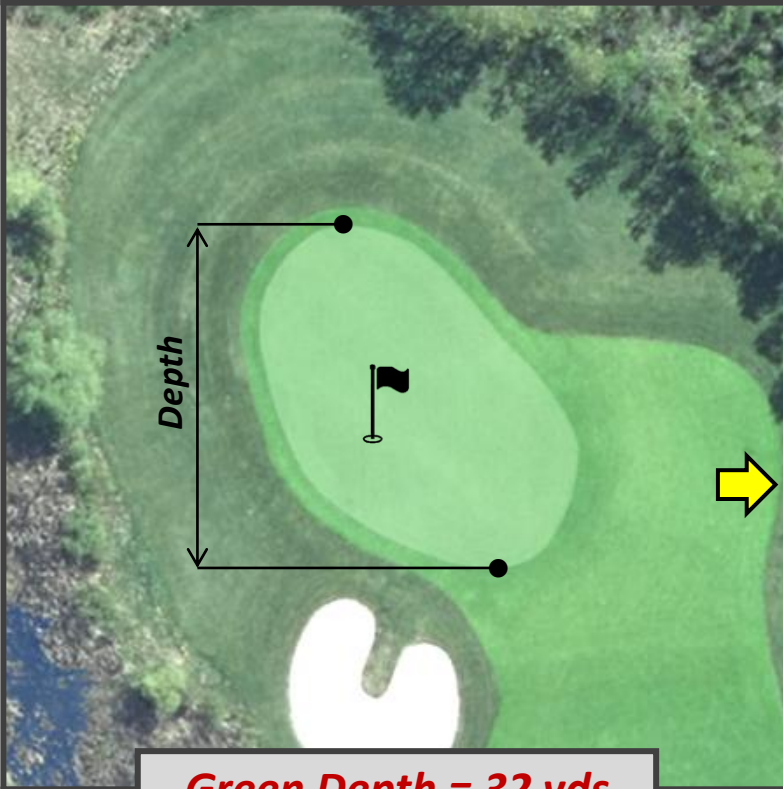
4. **OBSTRUCTIONS AND GROUND UNDER REPAIR (Rule 16.1 applies):** Any areas of ground under repair will be marked or noted.

NO PLAY ZONES: Areas that are ornamental garden beds, turf nurseries or decorative flowerbeds are No Play Zones that are to be treated as Ground Under Repair. Players must proceed under Rule 16.1f.

How To Use This Guide

Hole #6 (Par 4)

| CH | A | B | ONS | C | R |
|-----|-----|-----|-----|-----|-----|
| 342 | 342 | 331 | 331 | 320 | 320 |



Green Depth = 32 yds

On the left side of the page, you will see the hole number and par. The square image shows the green complex (aligned to the 150-yard marker) with the pin location for the event.

The green depth is also shown. A yellow arrow indicates the direction to the next tee (leave your clubs here when walking).

This box provides pro tips and general information about the hole.

On the right side, the yardages for each flight are shown. The hole image indicates distances from spots in the teeing ground ●●● to various locations in the landing area ○. The distance text is colour coded to match the teeing ground spots. The actual tee marker positions will vary, but differences can be quickly paced off or estimated. Standard 100 ●, 150 ○, 200 ●, and 250 ● yard markers may also be shown.









SUNDOG DISTRIBUTING IS PROUD TO REPRESENT BLUE TEES - THE NEXT GENERATION IN RANGEFINDERS

OFFICIAL RANGEFINDER OF THE GTA AM TOUR

94991



The Series 3 Max+ Laser Rangefinder is the next iteration of our flagship, best selling S3 line of lasers. S3 Max+ offers improved software + electronics, an enhanced ergonomic design, and is powered by our new rechargeable battery technology.

- | | | | |
|--|--|--|--|
|  CRYSTAL CLEAR DISPLAY |  MAGNETIC STRIP |  SLOPE SWITCH |  RED / BLACK CONTROL |
|  ADVANCED FLAG LOCK |  PULSE VIBRATION |  1000 YARD RANGE |  WATERPROOF USB-C |

94990

INCLUDED

Rangefinder, Carrying Case, Mountaineer Buckle, USB-C Charging Cable, Lanyard, Cleaning Cloth, Sticker, Manual + insert



SERIES 3 MAX +

Golf Rangefinder

Trillium Wood Golf Club



Hole #1 (Par 5)

| CH | A | B | ONS | C | R |
|-----|-----|-----|-----|-----|-----|
| 517 | 517 | 491 | 491 | 491 | 491 |



Green Depth = 33 yds

Welcome to the opening hole of Trillium Wood Golf Club, a challenging Par 5 with a long and straight fairway. If the wind is against you, using a driver for your tee shot is best. However, if not, be cautious of the creek crossing the fairway and choose your shot wisely to stay short of it. To set up a good approach, aim for the right side of the fairway, and avoid the large bunker on the left that protects the severely sloped green. An approach shot to the left or long means you'll need a delicate chip or face a speedy putt. A score of par is a great accomplishment on this hole!



● Back of Tee

● Back of Tee



Blue Tees
GOLF

Trillium Wood Golf Club



Hole #2 (Par 3)

| CH | A | B | ONS | C | R |
|-----|-----|-----|-----|-----|-----|
| 153 | 153 | 128 | 128 | 128 | 128 |



Green Depth = 30 yds

This short Par 3 looks inviting from the tee, but the hole requires a shot below the pin. Be careful with your club selection, as you could find the small gully fronting the green if you come up too short.

Make sure to pick the right club and commit to the swing. Missing left gives a good angle for any chip, but too far left could mean trouble. If you find yourself short of the pin, make a good run at Birdie, and take those coveted \$KIN\$.



Blue Tees
GOLF

Trillium Wood Golf Club



Hole #3 (Par 4)


| CH | A | B | ONS | C | R |
|-----|-----|-----|-----|-----|-----|
| 385 | 385 | 356 | 356 | 331 | 331 |



Green Depth = 27 yds

The 3rd hole provides the golfer with an excellent risk-reward Par 4. If you want to challenge this hole, thread the gap down the right side, but make sure you have the horsepower to clear the corner. If you succeed, a flip wedge and a definite Birdie chance await. If you leak it right, you will need to tee up a provisional.

Your approach shot plays a club longer than it appears to the eye, so make sure to factor this into your calculation.



Blue Tees
GOLF

Trillium Wood Golf Club



Hole #4 (Par 4)

| CH | A | B | ONS | C | R |
|-----|-----|-----|-----|-----|-----|
| 407 | 381 | 381 | 381 | 341 | 341 |



Green Depth = 27 yds

In the wisdom of John Daly and Roy McAvoy, “grip it and rip it” on this medium-length Par 4. The ideal position is to carry the 150-yard marker, taking the water out of play and leaving a great angle to the green. If the water scares you, then lay up to 200 yards, but expect a difficult approach. Do not go over this green or expect a monster number on your card.

Par this Signature Hole and you will likely gain a stroke on the field!



Blue Tees
GOLF

Trillium Wood Golf Club



Hole #5 (Par 3)

| CH | A | B | ONS | C | R |
|-----|-----|-----|-----|-----|-----|
| 161 | 140 | 140 | 140 | 113 | 113 |



Green Depth = 23 yds

This challenging Par 3 can make or break your front nine with a green that is difficult to hold. Despite topping out at 165 yards, the hole plays uphill the whole way.

A tee shot on the front of this green is your best shot, so picking the right club is vital to find the green. Once again, you don't want to be long, but missing left or right is certain death!



Blue Tees
GOLF

Trillium Wood Golf Club



Hole #6 (Par 5)

| CH | A | B | ONS | C | R |
|-----|-----|-----|-----|-----|-----|
| 504 | 504 | 469 | 469 | 469 | 469 |



Green Depth = 38 yds

On the second Par 5, some skilled players can reach the green in two shots, but they need to hit a tee shot that curves right. If you prefer hitting straight or left shots, it's better to hold back and aim for the 100-yard marker to increase your chances of scoring a Birdie. The green is long, narrow, and guarded by a large bunker on the right and a dead tree on the left, so it's crucial to hit straight if you want to reach the green in regulation.



Blue Tees
GOLF

Trillium Wood Golf Club



Hole #7 (Par 4)

| CH | A | B | ONS | C | R |
|-----|-----|-----|-----|-----|-----|
| 387 | 387 | 362 | 362 | 362 | 362 |



Green Depth = 27 yds

This short Par 4 is a slight dogleg to the left with two options off the tee. Either challenge the fairway bunkers and leave yourself 100-120 yards or lay back to the 150-yard marker, taking the trouble off the tee out of play.

The approach is to a two-tiered green, and finding the correct tier is key to avoiding a 3-putt.

Par is a good score, but good iron shots could be rewarded with Birdie!



Trillium Wood Golf Club



Hole #8 (Par 3)

| CH | A | B | ONS | C | R |
|-----|-----|-----|-----|-----|-----|
| 191 | 156 | 156 | 156 | 131 | 131 |



Green Depth = 22 yds

Don't let the yardage fool you on this medium-length Par 3, this hole has been Aced more times than any of the other short holes.

If the pin is tucked over the Bunker in the back right, a left-to-right shot can feed down to the hole for that elusive 1!

If the pin is to the left, take dead aim and stick it tight. A good chance to change your fortune on this inviting Par 3.



Trillium Wood Golf Club



Hole #9 (Par 5)

| CH | A | B | ONS | C | R |
|-----|-----|-----|-----|-----|-----|
| 527 | 490 | 490 | 490 | 461 | 461 |



Green Depth = 33 yds

As you head back out of the forest, the entire hole says to unleash the Kraken. With a bailout down the right, take the big dog and see if you can reach this straight away Par 5 in two. The green is where this hole becomes interesting, which is large and protected by bunkers on all sides, except for a small opening in front. This green is also prone to 3-putts, so your best chance is to hit it close. You can either extend your lead here or get back into the round and grab a beer as you head to the 10th!



Blue Tees
GOLF



SUNDOG DISTRIBUTING IS PROUD TO REPRESENT BLUE TEES - THE NEXT GENERATION IN RANGEFINDERS

OFFICIAL RANGEFINDER OF THE GTA AM TOUR

WELCOME TO THE FUTURE OF GOLF.
 Meet Player+, a revolutionary GPS Touch Screen Golf Speaker unlike anything you've seen before with an out-of-this-world sound experience. Powered by the Game App, using market-leading GPS course details with score statistics, advanced shot tracking, and unparalleled club selection assist to elevate your golf performance like never before. Includes 1-year premium app subscription.



PLAYER+ GPS

Golf Speaker

93963

93964



OVER 40K COURSES AT YOUR FINGERTIPS

- TOUCH SCREEN DISPLAY
- 360° AUDIO EXPERIENCE
- RADICAL DEEP BASS
- HAZARD DISTANCES
- VISUAL + AUDIBLE DISTANCES
- DRIVING DISTANCE
- LINKS PARTY PAIRING
- MAGNETIC STRIP
- POWER BANK
- 100 FOOT RANGE
- 10+ HOURS BATTERY
- IPX7 WATER PROOF

Trillium Wood Golf Club



Hole #10 (Par 4)

| CH | A | B | ONS | C | R |
|-----|-----|-----|-----|-----|-----|
| 400 | 400 | 375 | 375 | 375 | 375 |



Green Depth = 25 yds

The back nine begins with a tricky hole that winds/doglegs to the right. Challenging the corner of this hole is an absolute “NO GO ZONE,” as anything clearing the trees will find the marsh area lurking on the opposite side. If you don’t want to take a drop, play to the 150 marker and take your chances from there.

The 2nd shot plays shorter than it appears, and you can take dead aim if the pin is anywhere but on the left. (So we put the pin on the left!)



● Back of Tee

● Back of Tee



Blue Tees
GOLF

Trillium Wood Golf Club



Hole #11 (Par 5)

| CH | A | B | ONS | C | R |
|-----|-----|-----|-----|-----|-----|
| 538 | 507 | 507 | 507 | 467 | 467 |



Green Depth = 44 yds

Similar to hole #9, this Par 5 encourages a strategy of “Bombs Away”! There is enough space to the fairway’s left and right to reach the green in two shots, depending on the wind conditions. However, if you choose to go for it in two, it’s common to miss the front of the narrow green and end up in the bunkers. Alternatively, if you decide to lay up; it’s best to aim for the right side of the fairway for a straightforward approach to this narrow green.



Trillium Wood Golf Club



Hole #12 (Par 3)

| CH | A | B | ONS | C | R |
|-----|-----|-----|-----|-----|-----|
| 166 | 166 | 166 | 166 | 166 | 166 |



Green Depth = 24 yds

This medium-length Par 3 is right in front of you. The green has two tiers, so picking the right club is key for a realistic Birdie chance.

Unlike most holes at Trillium Wood, long is better than short.

The green is only 24 yards deep, so picking the correct club is key to an easy Par.

This is the GTA Am Tour Hole In One Competition!



● Back of Tee

● Back of Tee

● Back of Tee



Blue Tees
GOLF

Trillium Wood Golf Club



Hole #13 (Par 4)

| CH | A | B | ONS | C | R |
|-----|-----|-----|-----|-----|-----|
| 366 | 366 | 343 | 343 | 343 | 343 |



Green Depth = 23 yds

This short Par 4 plays straight away with two fairway bunkers protecting the left side of the landing area. Longer hitters may be able to carry these bunkers, giving themselves a short approach to the slightly angled green.

If you don't have the power to carry the bunkers, playing to the right side of the fairway will open the approach shot. This hole will yield a lot of Birdies, so don't count on cashing in on this hole!



● Back of Tee
● Back of Tee



Blue Tees
GOLF

Trillium Wood Golf Club



Hole #14 (Par 3)

| CH | A | B | ONS | C | R |
|-----|-----|-----|-----|-----|-----|
| 172 | 172 | 130 | 130 | 130 | 130 |



Green Depth = 22 yds

The 14th hole is a short Par 3 playing as a wedge for most players. Without a bunker, this green is protected by an extensive marsh directly fronting the green.

Long is no bargain either, so commit to your club and hit it pin high. This hole will yield scores from 2 to 6+, so try to be on that equation's good side.



Blue Tees
GOLF

Trillium Wood Golf Club



Hole #15 (Par 4)

| CH | A | B | ONS | C | R |
|-----|-----|-----|-----|-----|-----|
| 345 | 345 | 320 | 320 | 320 | 320 |



Green Depth = 25 yds

This short Par 4 offers an inviting fairway for the player. Longer hitters may choose to carry the right bunkers for a flip shot into the green; however, shorter hitters can aim at the trees on the left.

If you stay short of the left bunker, you have an excellent angle to the green, no matter the pin position. Another hole where Birdie will not put any cash in your pocket!



Blue Tees
GOLF

Trillium Wood Golf Club



Hole #16 (Par 5)

| CH | A | B | ONS | C | R |
|-----|-----|-----|-----|-----|-----|
| 520 | 520 | 488 | 488 | 488 | 488 |



Green Depth = 33 yds



The 16th hole is a short Par 5 that will give up some eagles but also cause its share of double bogeys. With a large pond down the left side, a wayward tee shot could find a watery grave. A good tee shot will find the fairway and leave the player the chance to reach this green in two. Bunkers protect the green left and right, so hitting it straight can leave you with an eagle putt.

Course management is key to scoring well on this hole!



Blue Tees
GOLF

Trillium Wood Golf Club



Hole #17 (Par 4)

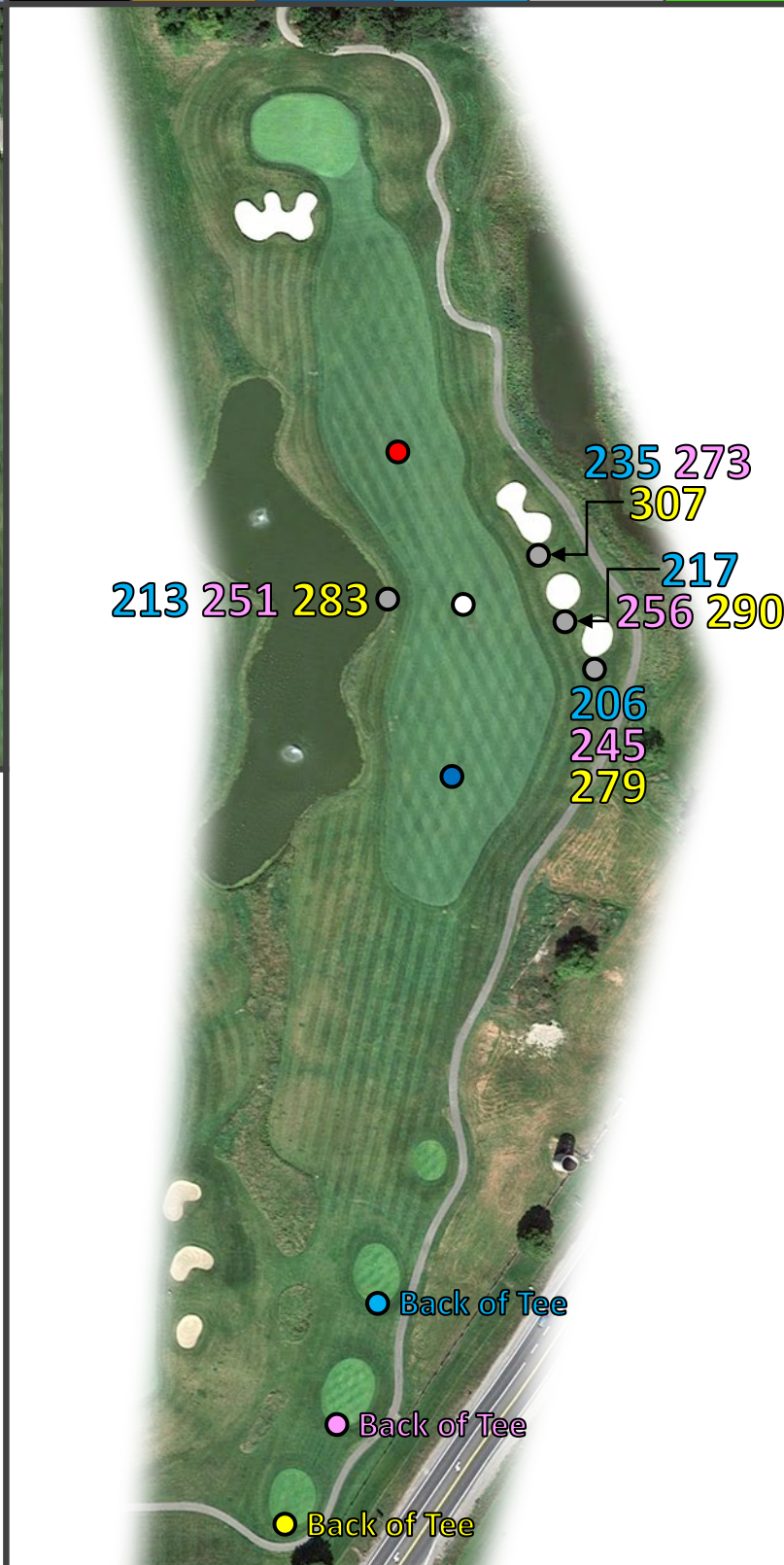
| CH | A | B | ONS | C | R |
|-----|-----|-----|-----|-----|-----|
| 426 | 392 | 392 | 392 | 354 | 354 |



Green Depth = 27 yds

Playing as the #2 Handicap Hole, the 17th hole can solidify your victory, or crush you in defeat. This slight dogleg left is protected by a large pond that only the Bryson's of the world can attempt to carry.

Most players will need to aim at the fairway bunkers and stay short of them, leaving 150-175 yards into this receptive green. Par is an excellent score, so don't get greedy trying to make up some ground!



Blue Tees
GOLF

Trillium Wood Golf Club



Hole #18 (Par 4)

| CH | A | B | ONS | C | R |
|-----|-----|-----|-----|-----|-----|
| 368 | 368 | 352 | 352 | 308 | 308 |



Green Depth = 26 yds

The final hole at Trillium Wood G.C. can offer some fireworks for the longer and more aggressive players. If you have the length and bomb it over the corner, you can significantly shorten this hole. Shorter hitters can play this hole the traditional way, leaving 100-150 yards into the green. Please be aware of the pot bunker fronting the green, as it can result in some awkward lies.

Hopefully, some spectators are watching so you can tip your cap in victory! Now grab a Mill St. and watch the rest of the field come in!



● Back of Tee

● Front of Tee

● Back of Tee



Blue Tees
GOLF