

# *Welcome to the 2024 GTA AM Tour CHAMPIONSHIP TOURNAMENT at Legends on the Niagara - Battlefield!*



*Thank you to the amazing GTA AM Tour Team, who tirelessly ensure that all of us have the best possible experience at some of the best golf courses in and around the GTA!*



## TOUR CHAMPIONSHIP

### Legends on the Niagara – Battlefield

October 7 - 8, 2024

#### NOTICE TO COMPETITORS

This information supplements the 2024 Local Rules and Terms of Conditions for the GTA AM Tour. The current issue of the Golf Canada Rules of Golf govern play. **Any rules on the host club scorecard do not apply. Penalty for breach of a Local Rule is the general penalty, unless otherwise noted.**

1. **OUT OF BOUNDS (Rule 18.2):** See GTA AM Tour Hard Card for how Out of Bounds is defined.
2. **HOST CLUB DROP ZONES ARE NOT AVAILABLE:** Any Drop Zone available at this event will be indicated by a GTA AM Tour sign.
3. **PENALTY AREAS (Rule 17):** Red and yellow lines define the edge of the penalty area. Where penalty areas are not marked with lines, the change in the height of the grass defines the edge of the penalty area. Where there is no change in the height of the grass, the penalty area is defined by its natural boundaries. Unmarked penalty areas are red penalty areas.

**All areas of long grass or unkept areas are red penalty areas and the edge of the penalty area is defined by the edge of the long grass.**

#### **DROP ZONES AVAILABLE:**

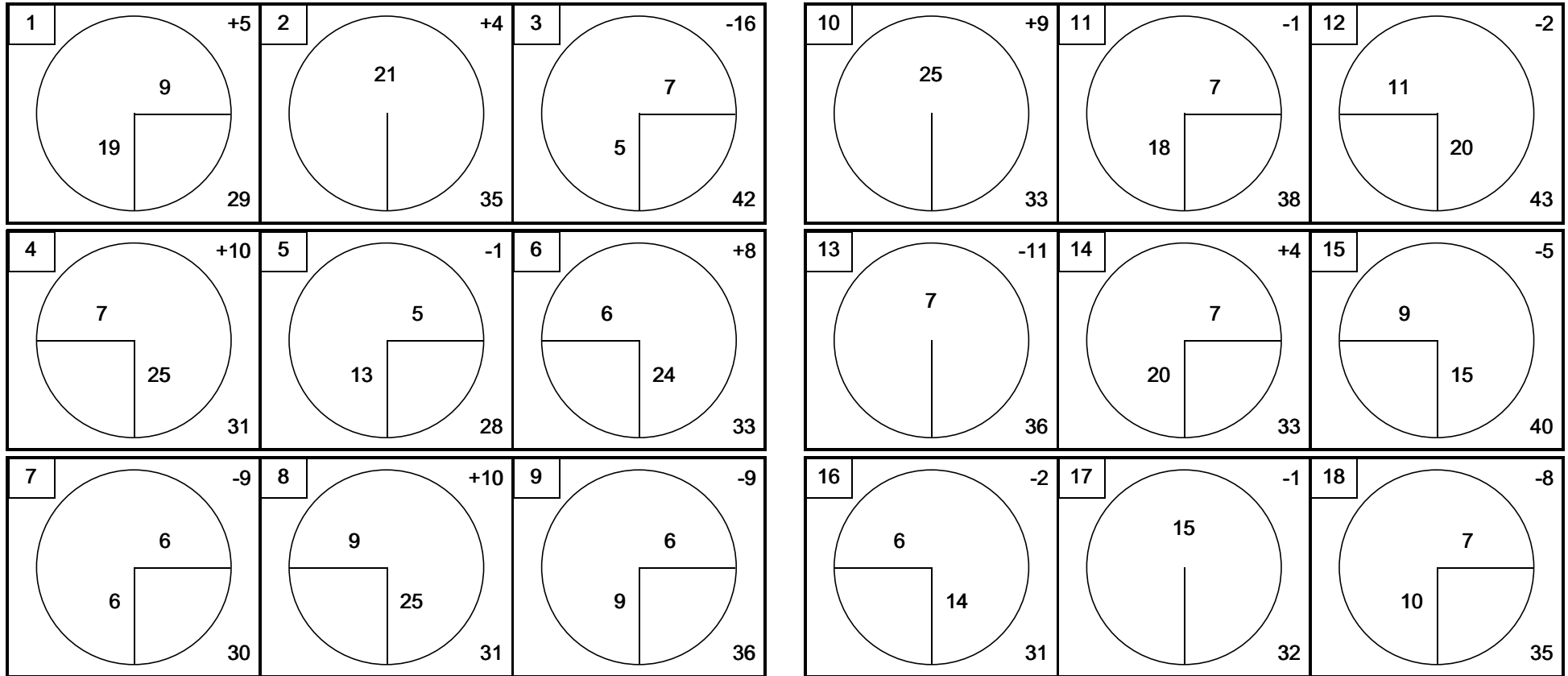
**HOLE #8:** If a ball is in or it is known or virtually certain that a ball is in the penalty area on Hole #8, the player may proceed using the options available under Rule 17.1d applying one penalty stroke. **As an additional option**, applying one penalty stroke, the player may drop a ball in the Drop Zone located on the forward tee deck.

**Drop Zone on Hole #8 is not available for players playing any other hole.**

4. **OBSTRUCTIONS AND GROUND UNDER REPAIR (Rule 16.1 applies):** Any areas of ground under repair will be marked or noted.  
**NO PLAY ZONES:** Areas that are ornamental garden beds, turf nurseries or decorative flowerbeds are No Play Zones that are to be treated as Ground Under Repair. Players must proceed under Rule 16.1f.
5. **PRACTICE:** Players must NOT practice on the competition course before or between rounds.  
**Players must not practice beyond the sign separating the practice green and #18 green.**

# TOUR CHAMPIONSHIP - LEGENDS ON THE NIAGARA

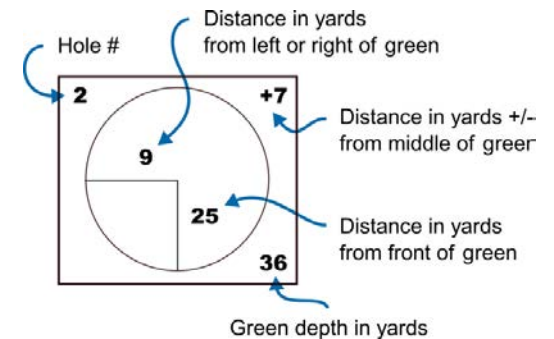
LEGENDS ON THE NIAGARA - BATTLEFIELD  
MONDAY OCTOBER 7, 2024



## The GTA AM Tour Pace of Play Policy is in effect for this tournament

**Below are situations when groups are considered OUT OF POSITION and may be subject to penalty:**

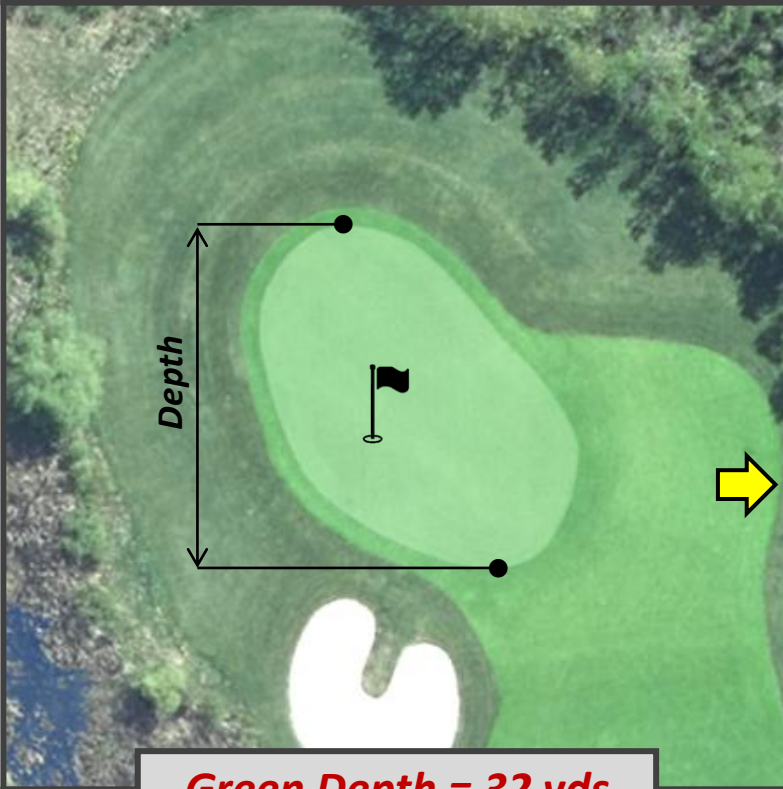
- The first group to start will be considered out of position if, at any time during the round, they exceed the time allotted to play.
- Any following group is out of position if,
  - when starting play of any par 3 or 4 hole the preceding group has completed play of the hole OR takes more than the allotted time to finish a hole, and
  - when starting play of any par 5 hole, the preceding group of players is on the putting green OR takes more than the allotted time to finish a hole.
- Pace of play will be monitored by the GTA AM TOUR. Any group out of position MUST regain it's position.
- A group that is out of position will normally be so informed by the Committee prior to monitoring and timing. However, the Committee reserves the right to time any group that the Committee deems is out of position, whether or not the group has been informed.
- Any player in a group which is out of position is subject to penalty (as described in the GTA Am Tour's Pace of Play Policy) for undue delay if, during the round, he twice takes 40 seconds or more to play a stroke.



# How To Use This Guide

## Hole #6 (Par 4)

CH	A	B	ONS	C	R
342	342	331	331	320	320



**Green Depth = 32 yds**

On the left side of the page, you will see the hole number and par. The square image shows the green complex (aligned to the 150-yard marker) with the pin location for the event.

The green depth is also shown. A yellow arrow indicates the direction to the next tee (leave your clubs here when walking).

This box provides pro tips and general information about the hole.

On the right side, the yardages for each flight are shown. The hole image indicates distances from spots in the teeing ground (●●●) to various locations in the landing area (○). The distance text is colour coded to match the teeing ground spots. The actual tee marker positions will vary, but differences can be quickly paced off or estimated. Standard 100 ●, 150 ○, 200 ●, and 250 ● yard markers may also be shown.



# Legends on the Niagara – Battlefield

## DAY 1 - Hole #1 (Par 5)

CH	A	B	ONS	C	R
540	508	508	508	464	464



**Green Depth = 29 yds (+5)**

The 1st hole on the Battlefield course is a solid opening Par 5 with a wide fairway and more room left than you can see from the tee. A drive over the fairway bunkers is ideal to go for the green in two or setup your approach. Play your lay up short of the bunkers right of the green for the best chance at hitting it close. The green slopes slightly back to front, so Birdies can be made to start your round!



# Legends on the Niagara – Battlefield

## DAY 1 - Hole #2 (Par 4)

CH	A	B	ONS	C	R
398	395	350	350	350	350



**Green Depth = 35 yds (+4)**

This medium length Par 4 requires the player to carry the fairway bunkers down the middle of the fairway. For safety, you can favour the right side of fairway; however, this leaves a difficult angle into a slightly elevated green.

If the hole plays into the wind, be careful on your approach and take enough club. The green slopes back to front.



We take you around the world to play the game you love!



# Legends on the Niagara – Battlefield

## DAY 1 - Hole #3 (Par 3)

CH	A	B	ONS	C	R
167	167	155	155	155	155



**Green Depth = 42 yds (-16)**

Your first Par 3 plays slightly uphill into a green that is very deep with multiple undulations.

Check the pin position on this hole and choose your club wisely, as finding the wrong tier could mean a difficult 2 putt.

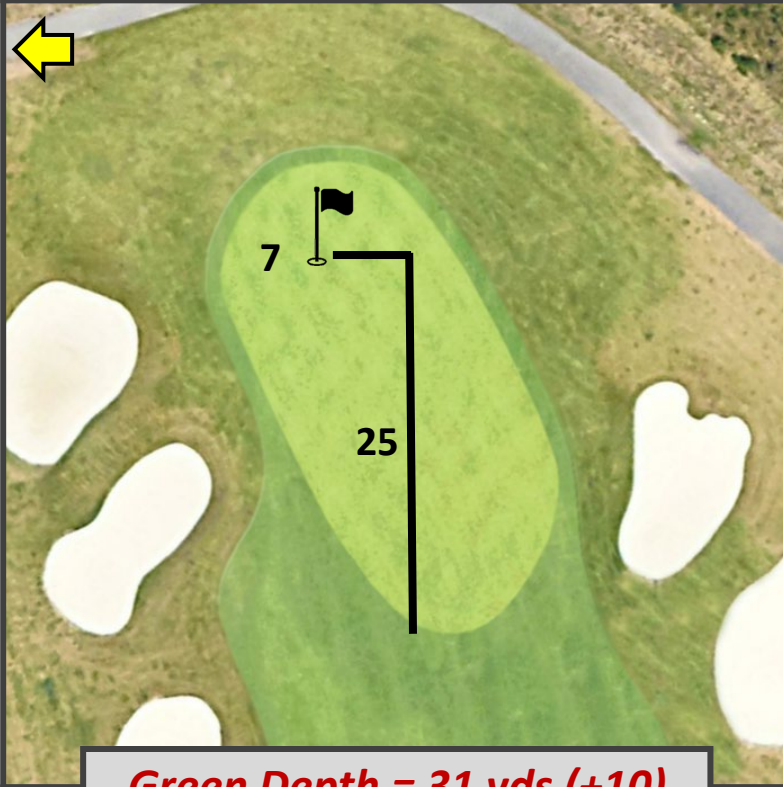
If you miss, short of the pin is better than past the pin in order to leave you an uphill chip.



# Legends on the Niagara – Battlefield

## DAY 1 - Hole #4 (Par 4)

CH	A	B	ONS	C	R
417	380	380	380	350	350



**Green Depth = 31 yds (+10)**

The 4th hole is a good Par 4 that looks like a slight angle to the right but is relatively straight. The strategic play here is to the 150 marker just short of the middle fairway bunker, as the fairway narrows in afterwards. Avoiding the greenside bunkers on your approach is the key to an easy Par. This green also slopes back to front, so an accurate shot should give you the chance at Birdie!



**GOLF**

**ENVERTA**digital



# Legends on the Niagara – Battlefield

## DAY 1 - Hole #6 (Par 5)

CH	A	B	ONS	C	R
475	475	475	475	475	475



**Green Depth = 33 yds (+8)**

This reachable Par 5 will have you licking your chops on the tee; however, if you get wild and miss the fairway, your chops might be cooked. Aim over the short fairway bunker and find a big landing area. If you're close enough, go for this green. If not, most can still fly the series of bunkers splitting the fairway and have a pitch shot to an accessible pin. Eagle will likely win you the SKIN -- Birdie will not!



# Legends on the Niagara – Battlefield

## DAY 1 - Hole #7 (Par 4)

CH	A	B	ONS	C	R
385	385	355	355	355	355

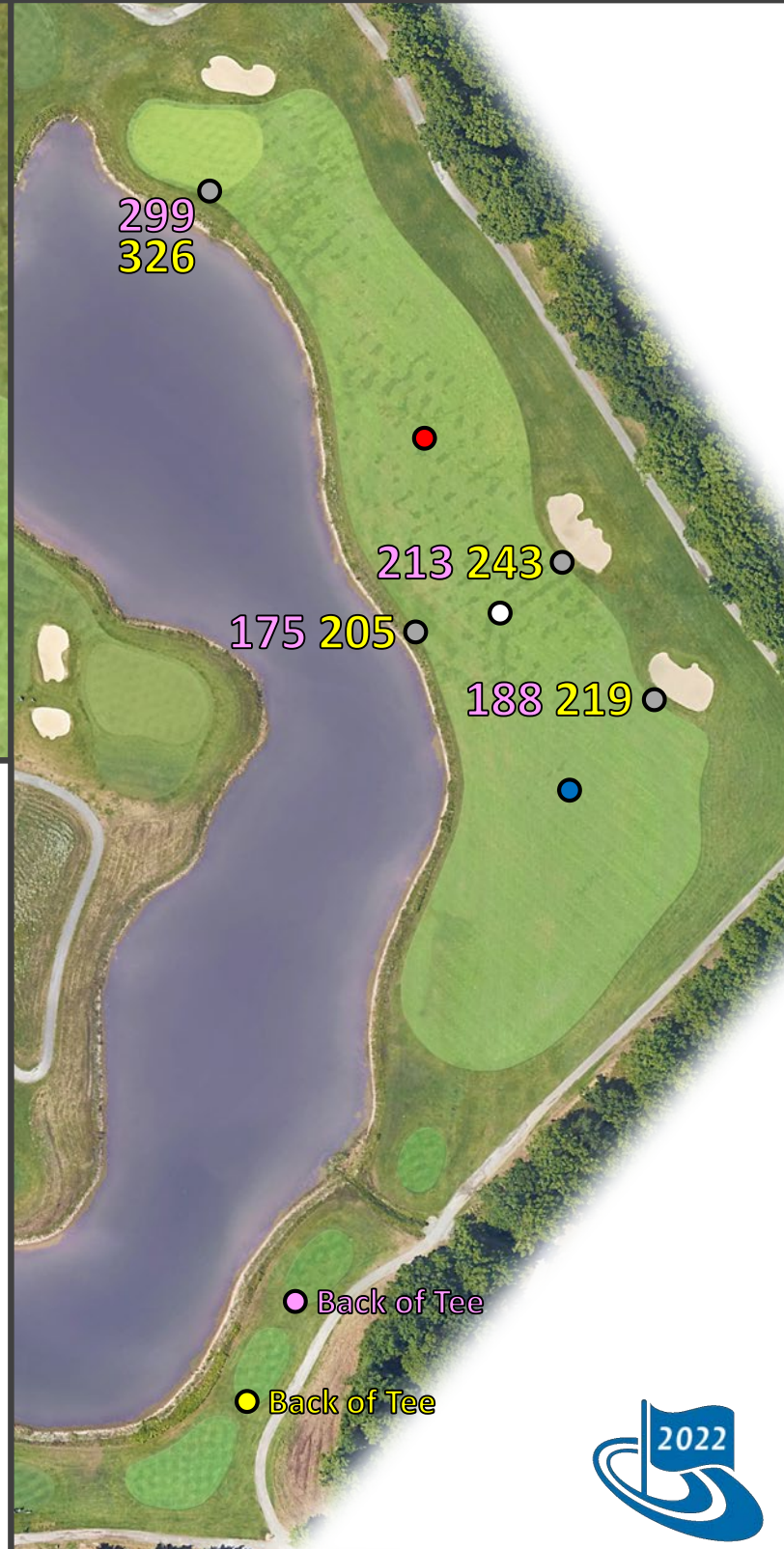


**Green Depth = 30 yds (-9)**

*This short Par 4 can derail any round if you take it for granted.*

*With water the entire left side, your ideal line is right centre with a prevailing wind in your face from the right. Aim at the last fairway bunker to avoid the water and the best angle for your second shot to this uphill green.*

*If you want to channel your inner Bryson, it's all carry to the green!*



**P.J. Dermody  
Insurance Brokers**



**BEYOND  
— THE GREEN —**

# Legends on the Niagara – Battlefield

## DAY 1 - Hole #8 (Par 3)

CH	A	B	ONS	C	R
150	150	125	125	125	125



**Green Depth = 31 yds (+10)**

*This Par 3 requires full trust in your club selection. If the wind is up, make sure to take enough club to avoid a watery grave. This large green runs slightly uphill, so if you can stay below the hole, you can make a good run at Birdie!*

*Par won't hurt you, but bogey might!*



# Legends on the Niagara – Battlefield

## DAY 1 - Hole #9 (Par 4)

CH	A	B	ONS	C	R
406	406	362	362	362	362



**Green Depth = 36 yds (-9)**

This medium length Par 4 plays similar to Hole #7 with water down the entire left side; however, the longer yardage may result in higher scores. Once again, aim at the last fairway bunker on the left and make sure to find the fairway.

Double check the wind on your approach shot to find the green, make your Par, and run to #10!

217 255 290 ○

189 232 269 ○

171 203 ○

● Back of Tee

● Back of Tee

● Back of Tee



# Legends on the Niagara – Battlefield

## DAY 1 - Hole #10 (Par 4)

CH	A	B	ONS	C	R
375	375	375	375	363	363



25

**Green Depth = 33 yds (+9)**

Your back nine starts with a straightforward short Par 4 with a fairway that slopes slightly to the left. The key to this hole is avoiding the fairway bunkers off the tee. The ideal tee shot starts at the last bunker on the right and moves to the left or stays short of the sand. The green is angled right to left with a bailout to the right, so getting up and down is a reasonable task!



● Back of Tee

● Back of Tee



**BOULDERZ**  
CLIMBING CENTRE

Simply Cottage

# Legends on the Niagara – Battlefield

## DAY 1 - Hole #11 (Par 5)

CH	A	B	ONS	C	R
518	518	494	494	462	462



**Green Depth = 38 yds (-1)**

The 11th hole is a risk-reward Par 5 with water on the right side for your layup and approach shots. Drive it over the middle of the fairway bunker and find the short grass.

If you bomb a drive, you could go for the green in two, but it's all carry with a large pond fronting the green. If you stay to the left side on your layup, an angled approach awaits to an inviting green. If you play this hole smart, you can walk away with Birdie!



- Back of Tee
- Back of Tee
- Back of Tee



# Legends on the Niagara – Battlefield

## DAY 1 - Hole #13 (Par 4)

CH	A	B	ONS	C	R
366	366	330	330	330	330



**Green Depth = 36 yds (-11)**

This short dogleg right Par 4 can be played multiple ways. Driver might not be the play based on the wind conditions but could be used for some players. The best line off the tee is over the fairway bunkers to a fairway sloping downhill at the 150-yard marker. Your approach shot must then carry a small creek to an elevated green with a collection area short and right. Finding any of the greenside bunkers will mean a difficult Par save.



# Legends on the Niagara – Battlefield

## DAY 1 - Hole #14 (Par 3)

CH	A	B	ONS	C	R
163	163	135	135	135	135



**Green Depth = 33 yds (+4)**

The 14th hole is a medium length Par 3 playing over a hazard to an elevated green protected left and right by bunkers and a collection area just short. Once again, checking your pin sheet and wind direction for the right club is key to having a Birdie putt. Trust in yourself and swing smooth to hit this green. Put a two on the card before the final stretch!



# Legends on the Niagara – Battlefield

## DAY 1 - Hole #15 (Par 4)

CH	A	B	ONS	C	R
402	371	371	371	371	371



**Green Depth = 40 yds (-5)**

This straight away short Par 4 is a good chance to make or save your round. Drive it short of the last fairway bunker to leave yourself a short approach. The fairway slopes slightly to the left and the green is elevated with a false front, so leaving the ball short could mean a delicate chipping opportunity. Par will be a common score here!



# Legends on the Niagara – Battlefield

## DAY 1 - Hole #16 (Par 4)

CH	A	B	ONS	C	R
398	385	364	364	364	364



**Green Depth = 31 yds (-2)**

Your final Par 4 on Battlefield is a slight dogleg right. Aim at the lone fairway bunker and avoid the water hazard to the right for your best angle to this green. The green slopes from left to right towards the water, so make sure not to short side yourself and take enough club to give yourself a Birdie chance.



# Legends on the Niagara – Battlefield

## DAY 1 - Hole #17 (Par 3)

CH	A	B	ONS	C	R
166	166	166	166	166	166



**Green Depth = 32 yds (-1)**

*This challenging Par 3 could mean total glory, or total despair.*

*With a large pond to the right and a tee deck protected by trees, check the wind and make a committed swing. The green slopes left to right toward the water, but don't expect any crazy pin positions!*

***This is the GTA Am Tour Hole In One Competition!***



# Legends on the Niagara – Battlefield

## DAY 1 - Hole #18 (Par 5)

CH	A	B	ONS	C	R
501	501	472	472	472	472



**Green Depth = 35 yds (-8)**

*This Par 5 finishing hole offers plenty of Risk & Reward. With water the entire right side, aim at the middle fairway bunkers and try to avoid them. You can then go for the green in two or make a strategic layup to the left side of the fairway for the best angle into this green.*

*The green is larger than it plays since it is shared with the putting green, so if you go long and left, expect a 100-yard putt. Good luck & have fun!*



*Follow*



**@GTAAMTOUR**

*Join*



**@GTAAMTOUR**

*Subscribe*



**@GTAAMATEURTOUR**





## TOUR CHAMPIONSHIP

### Legends on the Niagara – Battlefield

October 7 - 8, 2024

#### NOTICE TO COMPETITORS

This information supplements the 2024 Local Rules and Terms of Conditions for the GTA AM Tour. The current issue of the Golf Canada Rules of Golf govern play. **Any rules on the host club scorecard do not apply. Penalty for breach of a Local Rule is the general penalty, unless otherwise noted.**

1. **OUT OF BOUNDS (Rule 18.2):** See GTA AM Tour Hard Card for how Out of Bounds is defined.
2. **HOST CLUB DROP ZONES ARE NOT AVAILABLE:** Any Drop Zone available at this event will be indicated by a GTA AM Tour sign.
3. **PENALTY AREAS (Rule 17):** Red and yellow lines define the edge of the penalty area. Where penalty areas are not marked with lines, the change in the height of the grass defines the edge of the penalty area. Where there is no change in the height of the grass, the penalty area is defined by its natural boundaries. Unmarked penalty areas are red penalty areas.

**All areas of long grass or unkept areas are red penalty areas and the edge of the penalty area is defined by the edge of the long grass.**

#### **DROP ZONES AVAILABLE:**

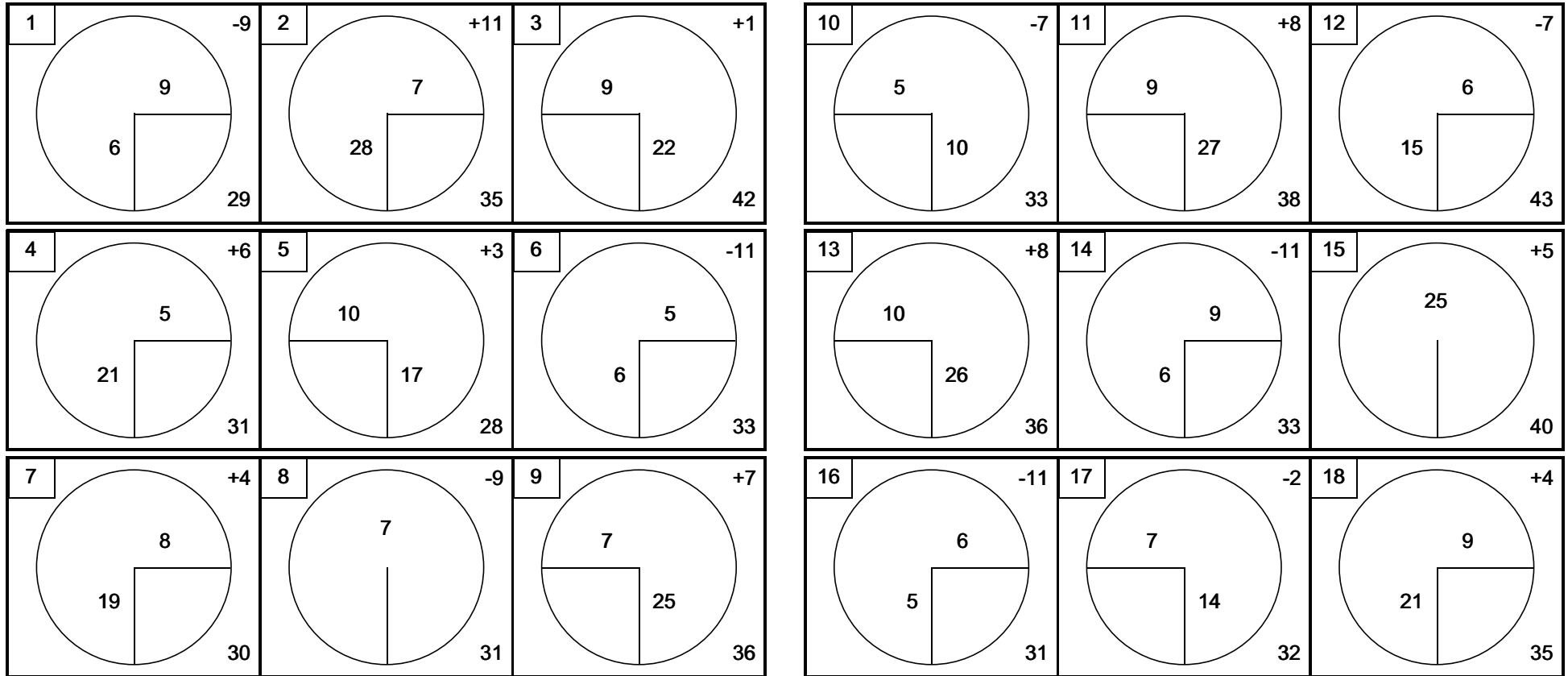
**HOLE #8:** If a ball is in or it is known or virtually certain that a ball is in the penalty area on Hole #8, the player may proceed using the options available under Rule 17.1d applying one penalty stroke. **As an additional option**, applying one penalty stroke, the player may drop a ball in the Drop Zone located on the forward tee deck.

**Drop Zone on Hole #8 is not available for players playing any other hole.**

4. **OBSTRUCTIONS AND GROUND UNDER REPAIR (Rule 16.1 applies):** Any areas of ground under repair will be marked or noted.  
**NO PLAY ZONES:** Areas that are ornamental garden beds, turf nurseries or decorative flowerbeds are No Play Zones that are to be treated as Ground Under Repair. Players must proceed under Rule 16.1f.
5. **PRACTICE:** Players must NOT practice on the competition course before or between rounds.  
**Players must not practice beyond the sign separating the practice green and #18 green.**

# TOUR CHAMPIONSHIP - LEGENDS ON THE NIAGARA

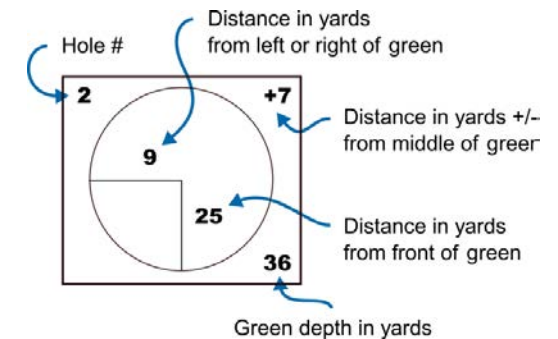
LEGENDS ON THE NIAGARA - BATTLEFIELD  
TUESDAY OCTOBER 8, 2024



## The GTA AM Tour Pace of Play Policy is in effect for this tournament

**Below are situations when groups are considered OUT OF POSITION and may be subject to penalty:**

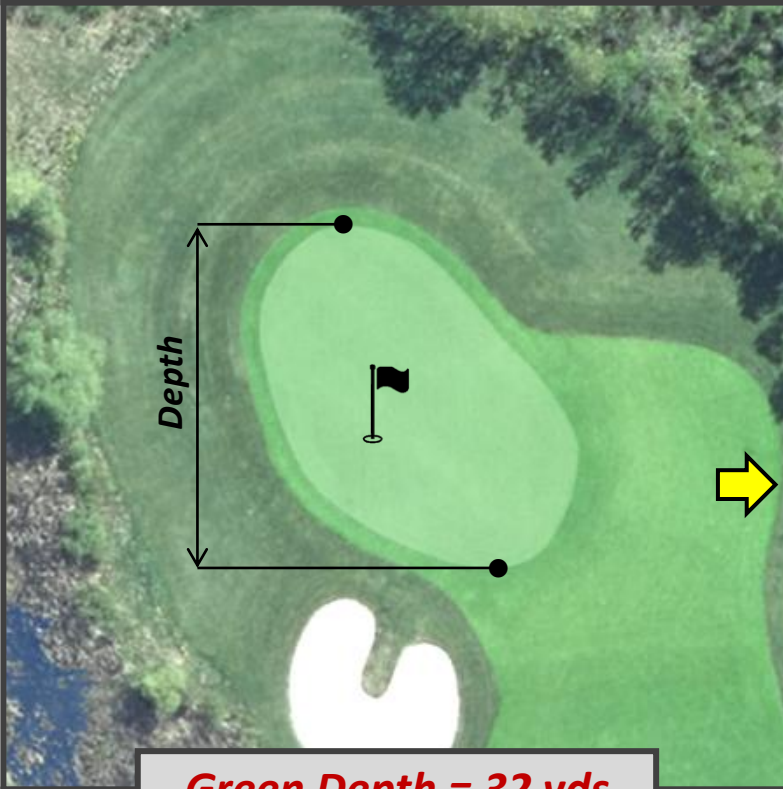
- The first group to start will be considered out of position if, at any time during the round, they exceed the time allotted to play.
- Any following group is out of position if,
  - when starting play of any par 3 or 4 hole the preceding group has completed play of the hole OR takes more than the allotted time to finish a hole, and
  - when starting play of any par 5 hole, the preceding group of players is on the putting green OR takes more than the allotted time to finish a hole.
- Pace of play will be monitored by the GTA AM TOUR. Any group out of position MUST regain it's position.
- A group that is out of position will normally be so informed by the Committee prior to monitoring and timing. However, the Committee reserves the right to time any group that the Committee deems is out of position, whether or not the group has been informed.
- Any player in a group which is out of position is subject to penalty (as described in the GTA Am Tour's Pace of Play Policy) for undue delay if, during the round, he twice takes 40 seconds or more to play a stroke.



# How To Use This Guide

## Hole #6 (Par 4)

CH	A	B	ONS	C	R
342	342	331	331	320	320



**Green Depth = 32 yds**

On the left side of the page, you will see the hole number and par. The square image shows the green complex (aligned to the 150-yard marker) with the pin location for the event.

The green depth is also shown. A yellow arrow indicates the direction to the next tee (leave your clubs here when walking).

This box provides pro tips and general information about the hole.

On the right side, the yardages for each flight are shown. The hole image indicates distances from spots in the teeing ground (●●●) to various locations in the landing area (○). The distance text is colour coded to match the teeing ground spots. The actual tee marker positions will vary, but differences can be quickly paced off or estimated. Standard 100 ●, 150 ○, 200 ●, and 250 ● yard markers may also be shown.



# Legends on the Niagara – Battlefield

## DAY 2 - Hole #1 (Par 5)

CH	A	B	ONS	C	R
540	508	508	508	464	464



**Green Depth = 29 yds (-9)**

I hope day one went well, and you're ready to go low again today!

The 1st hole on the Battlefield course is a solid opening Par 5 with a wide fairway and more room left than you can see from the tee. A drive over the fairway bunkers is ideal to go for the green in two or setup your approach. Play your lay up short of the bunkers right of the green for the best chance at hitting it close. The green slopes slightly back to front, so Birdies can be made to start your round!



178 213 248 154 193 228

● Back of Tee

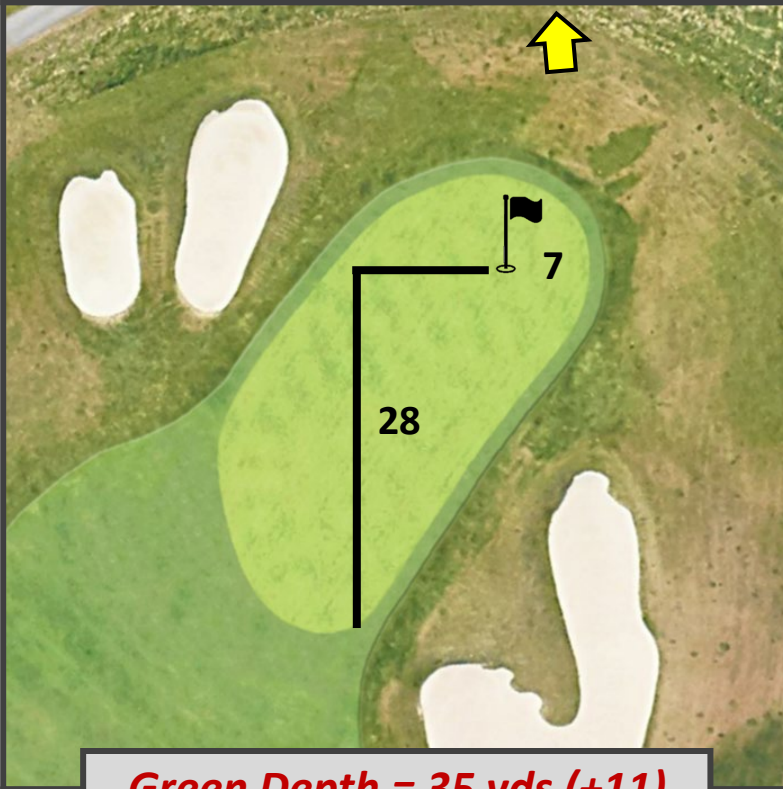
● Back of Tee



# Legends on the Niagara – Battlefield

## DAY 2 - Hole #2 (Par 4)

CH	A	B	ONS	C	R
398	395	350	350	350	350



**Green Depth = 35 yds (+11)**

This medium length Par 4 requires the player to carry the fairway bunkers down the middle of the fairway. For safety, you can favour the right side of fairway; however, this leaves a difficult angle into a slightly elevated green.

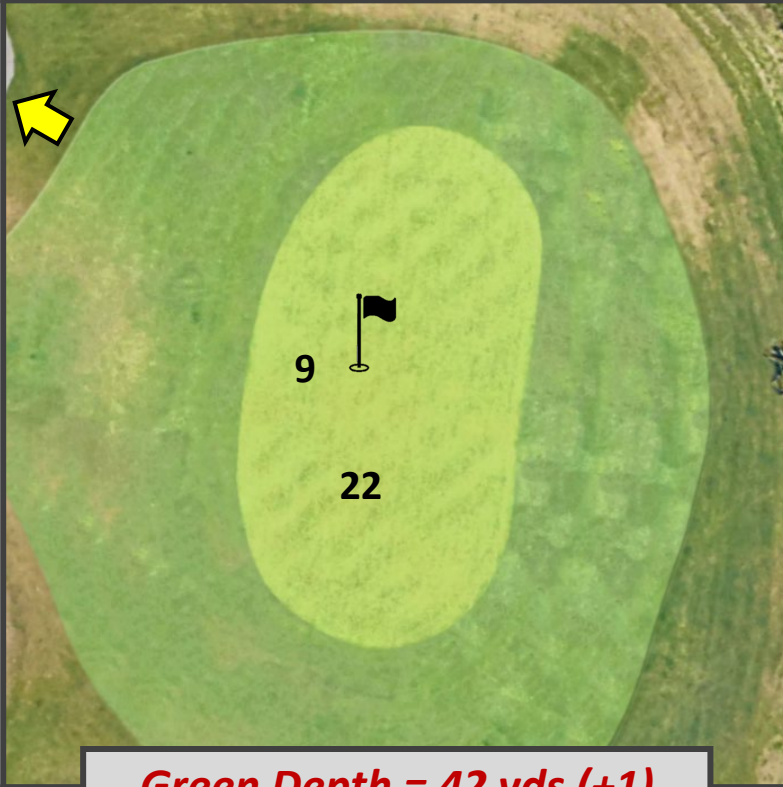
If the hole plays into the wind, be careful on your approach and take enough club. The green slopes back to front.



# Legends on the Niagara – Battlefield

## DAY 2 - Hole #3 (Par 3)

CH	A	B	ONS	C	R
167	167	155	155	155	155



**Green Depth = 42 yds (+1)**

Your first Par 3 plays slightly uphill into a green that is very deep with multiple undulations.

Check the pin position on this hole and choose your club wisely, as finding the wrong tier could mean a difficult 2 putt.

If you miss, short of the pin is better than past the pin in order to leave you an uphill chip.



**SUNDOG**  
EYEWEAR

Michelob **ULTRA**

# Legends on the Niagara – Battlefield

## DAY 2 - Hole #4 (Par 4)

CH	A	B	ONS	C	R
417	380	380	380	350	350



**Green Depth = 31 yds (+6)**

The 4th hole is a good Par 4 that looks like a slight angle to the right but is relatively straight. The strategic play here is to the 150 marker just short of the middle fairway bunker, as the fairway narrows in afterwards. Avoiding the greenside bunkers on your approach is the key to an easy Par. This green also slopes back to front, so an accurate shot should give you the chance at Birdie!



**GOLF**

**ENVERTA**digital

# Legends on the Niagara – Battlefield

## DAY 2 - Hole #5 (Par 4)

CH	A	B	ONS	C	R
335	335	315	315	315	315



**Green Depth = 28 yds (+3)**

*This short Par 4 looks benign on yardage, but don't lose your focus!*

*The ideal play is just left of the big tree on the right, which sits around the 100-yard marker. If you feel adventurous, blast over the fairway bunkers as far as you can, but stay short of the greenside bunkers if you expect to have a Birdie putt.*

*This is a chance to get one back!*



# Legends on the Niagara – Battlefield

## DAY 2 - Hole #6 (Par 5)

CH	A	B	ONS	C	R
475	475	475	475	475	475



**Green Depth = 33 yds (-11)**

*This reachable Par 5 will have you licking your chops on the tee; however, if you get wild and miss the fairway, your chops might be cooked. Aim over the short fairway bunker and find a big landing area. If you're close enough, go for this green. If not, most can still fly the series of bunkers splitting the fairway and have a pitch shot to an accessible pin. Eagle will likely win you the SKIN -- Birdie will not!*



# Legends on the Niagara – Battlefield

## DAY 2 - Hole #7 (Par 4)

CH	A	B	ONS	C	R
385	385	355	355	355	355

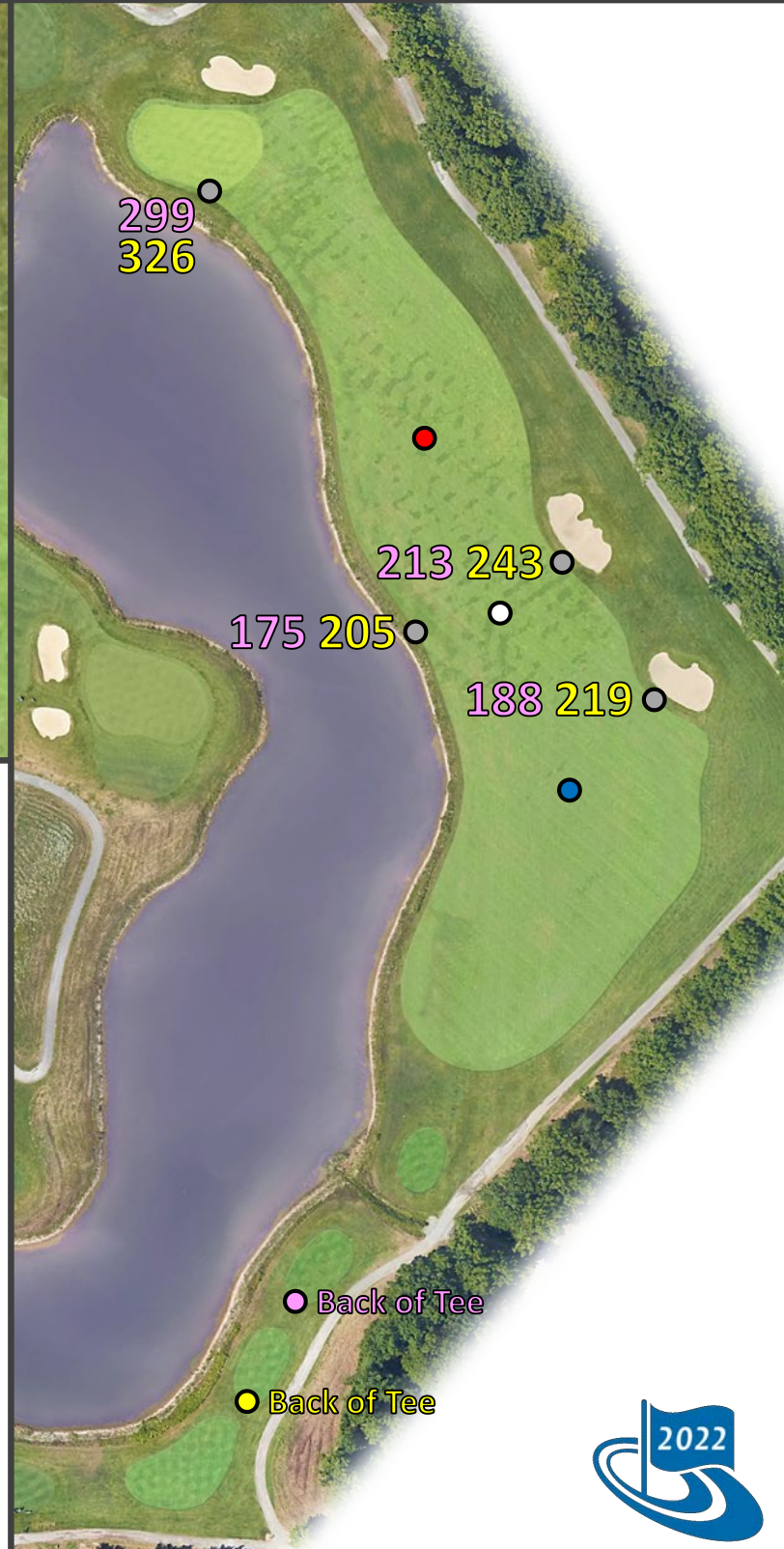


**Green Depth = 30 yds (+4)**

*This short Par 4 can derail any round if you take it for granted.*

*With water the entire left side, your ideal line is right centre with a prevailing wind in your face from the right. Aim at the last fairway bunker to avoid the water and the best angle for your second shot to this uphill green.*

*If you want to channel your inner Bryson, it's all carry to the green!*



**P.J. Dermody  
Insurance Brokers**



**BEYOND  
— THE GREEN —**

# Legends on the Niagara – Battlefield

## DAY 2 - Hole #8 (Par 3)

CH	A	B	ONS	C	R
150	150	125	125	125	125



**Green Depth = 31 yds (-9)**

*This Par 3 requires full trust in your club selection. If the wind is up, make sure to take enough club to avoid a watery grave. This large green runs slightly uphill, so if you can stay below the hole, you can make a good run at Birdie!*

*Par won't hurt you, but bogey might!*



LPS



LPS

# Legends on the Niagara – Battlefield

## DAY 2 - Hole #9 (Par 4)

CH	A	B	ONS	C	R
406	406	362	362	362	362



**Green Depth = 36 yds (+7)**

This medium length Par 4 plays similar to Hole #7 with water down the entire left side; however, the longer yardage may result in higher scores. Once again, aim at the last fairway bunker on the left and make sure to find the fairway.

Double check the wind on your approach shot to find the green, make your Par, and run to #10!



# Legends on the Niagara – Battlefield

## DAY 2 - Hole #10 (Par 4)

CH	A	B	ONS	C	R
375	375	375	375	363	363



**Green Depth = 33 yds (-7)**

Your back nine starts with a straightforward short Par 4 with a fairway that slopes slightly to the left. The key to this hole is avoiding the fairway bunkers off the tee. The ideal tee shot starts at the last bunker on the right and moves to the left or stays short of the sand. The green is angled right to left with a bailout to the right, so getting up and down is a reasonable task!



**BOULDERZ**  
CLIMBING CENTRE

Simply Cottage

# Legends on the Niagara – Battlefield

## DAY 2 - Hole #11 (Par 5)

CH	A	B	ONS	C	R
518	518	494	494	462	462



**Green Depth = 38 yds (+8)**

The 11th hole is a risk-reward Par 5 with water on the right side for your layup and approach shots. Drive it over the middle of the fairway bunker and find the short grass.

If you bomb a drive, you could go for the green in two, but it's all carry with a large pond fronting the green. If you stay to the left side on your layup, an angled approach awaits to an inviting green. If you play this hole smart, you can walk away with Birdie!



*Half Moon*  
JAMAICA



# Legends on the Niagara – Battlefield

## DAY 2 - Hole #12 (Par 4)

CH	A	B	ONS	C	R
428	385	385	385	345	345



**Green Depth = 43 yds (-7)**

*This long Par 4 allows you to unleash the Kraken! Blast away on this wide fairway over the bunker and leave yourself a mid to short iron into this deep green. Your approach plays as an optical illusion with a much deeper green than meets the eye.*

*Check your pin sheet, as leaving yourself a long 1st putt could mean taking three of them!*



● Back of Tee

● Back of Tee



**BLU JOOSE CREATIVE**

The **LOOK** Company®

# Legends on the Niagara – Battlefield

## DAY 2 - Hole #13 (Par 4)

CH	A	B	ONS	C	R
366	366	330	330	330	330



**Green Depth = 36 yds (+8)**

This short dogleg right Par 4 can be played multiple ways. Driver might not be the play based on the wind conditions but could be used for some players. The best line off the tee is over the fairway bunkers to a fairway sloping downhill at the 150-yard marker. Your approach shot must then carry a small creek to an elevated green with a collection area short and right. Finding any of the greenside bunkers will mean a difficult Par save.



# Legends on the Niagara – Battlefield

## DAY 2 - Hole #14 (Par 3)

CH	A	B	ONS	C	R
163	163	135	135	135	135



**Green Depth = 33 yds (-11)**

The 14th hole is a medium length Par 3 playing over a hazard to an elevated green protected left and right by bunkers and a collection area just short. Once again, checking your pin sheet and wind direction for the right club is key to having a Birdie putt. Trust in yourself and swing smooth to hit this green. Put a two on the card before the final stretch!



# Legends on the Niagara – Battlefield

## DAY 2 - Hole #15 (Par 4)

CH	A	B	ONS	C	R
402	371	371	371	371	371



**Green Depth = 40 yds (+5)**

This straight away short Par 4 is a good chance to make or save your round. Drive it short of the last fairway bunker to leave yourself a short approach. The fairway slopes slightly to the left and the green is elevated with a false front, so leaving the ball short could mean a delicate chipping opportunity. Par will be a common score here!



# Legends on the Niagara – Battlefield

## DAY 2 - Hole #16 (Par 4)

CH	A	B	ONS	C	R
398	385	364	364	364	364



**Green Depth = 31 yds (-11)**

Your final Par 4 on Battlefield is a slight dogleg right. Aim at the lone fairway bunker and avoid the water hazard to the right for your best angle to this green. The green slopes from left to right towards the water, so make sure not to short side yourself and take enough club to give yourself a Birdie chance.



246 283 ○  
○ 217 253

● Back of Tee  
● Back of Tee



**BRAMPTON GOLF CLUB** EST. 1921

# Legends on the Niagara – Battlefield

## DAY 2 - Hole #17 (Par 3)

CH	A	B	ONS	C	R
166	166	166	166	166	166



**Green Depth = 32 yds (-2)**

*This challenging Par 3 could mean total glory, or total despair.*

*With a large pond to the right and a tee deck protected by trees, check the wind and make a committed swing. The green slopes left to right toward the water, but don't expect any crazy pin positions!*

***This is the GTA Am Tour Hole In One Competition!***



# Legends on the Niagara – Battlefield

## DAY 2 - Hole #18 (Par 5)

CH	A	B	ONS	C	R
501	501	472	472	472	472



**Green Depth = 35 yds (+4)**

This Par 5 finishing hole offers plenty of Risk & Reward. With water the entire right side, aim at the middle fairway bunkers and try to avoid them. You can then go for the green in two or make a strategic layup to the left side of the fairway for the best angle into this green.

The green is larger than it plays since it is shared with the putting green, so if you go long and left, expect a 100-yard putt. Good luck & have fun!

**We hope to see you back in 2025!**



