



**WOODINGTON LAKE Golf Club
& the GTA AM Tour welcomes you to the:
18th Round in the ~ Order of Merit ~
Race to the Tour Championship!**





Woodington Lake Golf Club - Legacy

Thursday, August 4, 2022

NOTICE TO COMPETITORS

This information supplements the 2022 Local Rules and Terms of Conditions for the GTA AM Tour. The current issue of the Golf Canada Rules of Golf govern play. **Any rules on the host club scorecard do not apply. Penalty for breach of a Local Rule is the general penalty, unless otherwise noted.**

1. **OUT OF BOUNDS (Rule 18.2):** Defined by the line between the course-side points at ground level of white lines, dots or stakes and fence posts defining out of bounds. A ball is out of bounds when it is beyond any wall defining the boundary of the course. A ball coming to rest on or beyond a road defined as Out of Bounds is Out of Bounds, even though it may lie on another part of the Course that is in bounds for other holes.

The driving range on holes #9 and #12 is out of bounds.

2. **HOST CLUB DROP ZONES ARE NOT AVAILABLE:** Any Drop Zone available at this event will be indicated by a GTA AM Tour sign.
3. **PENALTY AREAS (Rule 17):** Red and yellow lines define the edge of the penalty area. Where penalty areas are not marked with lines, the change in the height of the grass defines the edge of the penalty area. Where there is no change in the height of the grass, the penalty area is defined by its natural boundaries. Unmarked penalty areas are red penalty areas.
4. **HOLE #16 WASTE AREA:** The waste area on hole #16 is part of the general area.

How To Use This Guide



Green Depth = 32 yds

The image above illustrates the green complex (aligned to the most likely angle of approach) with the approximate flag location for the event. Also shown is the green depth in yards (measured straight, from the centre of the fairway, along the most likely angle of approach). Note: your specific angle of approach will determine the actual green depth along your line of play and may be different than indicated.

This text box provides pro tips and general information about the hole.

The hole image on the right indicates distances from spots in the teeing ground (●●●) to various locations in the landing area (○). The distance text is colour-coded to match the teeing ground spots. The actual tee marker positions will vary, but differences can be quickly paced off or estimated. Standard 100 ●, 150 ○ and 200 ● yard markers (to the centre of the green) may also be shown.

The chart below shows the event yardages for the hole for each flight.



CH	A	B	ONS	C	REC
342	342	331	331	320	320



Woodington Lake (Legend) - Hole #1 (Par 4)



Green Depth = 32 yds

Welcome to Woodington Lakes! Players will love or hate this opening hole. This dogleg right requires a drive that does not surpass the 150-yard marker, avoiding the wetlands that separate the fairway and the green. Your approach is to a large green protected by a gaping bunker on the left. Stay below the hole for the best results to start your day!



Back of Tee ●
● Back of Tee

CH	A	B	ONS	C	REC
384	384	362	362	362	362



Woodington Lake (Legend) - Hole #2 (Par 5)



Green Depth = 35 yds

A good tee shot on this medium-length Par 5 will be just left of the first two fairway bunkers. Ideally, your second shot should leave approximately 100 yards to avoid the bunkers protecting both sides of the fairway, luring just 80 yards from the green. The green is relatively large but angled to the left, making club choice the key to securing your Par.



CH	A	B	ONS	C	REC
492	492	492	492	450	450



Woodington Lake (Legend) - Hole #3 (Par 3)



Green Depth = 24 yds

Any wind on this elevated tee can significantly affect club selection to this wide but shallow green. Shots short left bring the hazard into play, while shots going long will leave a challenging downhill pitch. If you are putting across the green, take your time and factor in the slope and the break. Otherwise, you might end up with a three-putt.



CH	A	B	ONS	C	REC
164	164	142	142	142	142



Woodington Lake (Legend) - Hole #4 (Par 5)



Green Depth = 29 yds

This winding Par 5 requires you to aim your tee shots left of the fairway bunkers cut into the hill on the right. Your next two shots should be hit right of the target to compensate for the land's natural slope, kicking balls to the left. You will also find a large green on your approach but hitting it close can result in a Birdie Putt.




● Back of Tee
● Back of Tee

CH	A	B	ONS	C	REC
515	515	487	487	487	487



Woodington Lake (Legend) - Hole #5 (Par 4)



Green Depth = 37 yds

A solid tee shot on this uphill dogleg left is a must to set up for a tough second shot. Aim left of the hole on your next shot to avoid the bunkers right of the green and a possible kick off the hill into the environmental area. The approach also plays uphill, so expect to need one or two extra clubs.



CH	A	B	ONS	C	REC
414	402	388	388	343	343




Woodington Lake (Legend) - Hole #6 (Par 3)



Green Depth = 24 yds


The 6th is the toughest Par 3 on the course. Your tee shot demands a mid to long iron for most players that must carry over a creek and environmental area to a green nestled into a hillside. A deep bunker protects the front of this green, so controlling your distance is the key to success on this very challenging hole!



CH	A	B	ONS	C	REC
193	170	170	170	147	147



Woodington Lake (Legend) - Hole #7 (Par 4)



Green Depth = 29 yds

This is a reachable Par 4 for the longest hitters; however, if you miss the green right, you can expect to find the penalty area. Most players will require an accurate drive left of a large fairway bunker that will leave a medium length pitch to a putting surface divided by a ridge running through the middle of the green. Birdies will be expected here!



CH	A	B	ONS	C	REC
317	317	294	294	294	294



Woodington Lake (Legend) - Hole #8 (Par 4)



Green Depth = 23 yds

This is a difficult Par 4. The ideal landing area is the 150-yard marker. Keep your tee shot left to avoid a kick off the hill on the right into the environmental area. Short of the 150-yard marker makes your approach shot blind and downhill to a green protected in front by a bunker and surrounding trees. Be careful!



CH	A	B	ONS	C	REC
377	377	348	348	348	348



Woodington Lake (Legend) - Hole #9 (Par 4)



Green Depth = 33 yds

Keep your tee shot left of centre on this straightaway hole to give you a clear view of the green, which lies between pine trees on the right and bunkers on the left. Don't be long here, as the green falls away in the back. The green is receptive and relatively flat, so expect a very makeable Birdie Putt if you hit the green.



CH	A	B	ONS	C	REC
363	363	340	340	340	340



Woodington Lake (Legend) - Hole #10 (Par 4)



Green Depth = 37 yds

This dogleg right consists of water and bunkers on the left, out of bounds, and bunkers on the right, leaving you no choice but to be accurate with your tee shot. Your second shot into the green could be treacherous if you go right or long, as a steep slope may leave you a blind uphill chip.



CH	A	B	ONS	C	REC
371	343	343	343	311	311



Woodington Lake (Legend) - Hole #11 (Par 3)



Green Depth = 32 yds

This Par 3 hosts a long and narrow green that requires a well-hit tee shot. The right of the green is protected by deep bunkers, while the left side leaves a slippery pitch to a green that slopes away.


Par is a good score here, but many will not be disappointed with a bogey. Birdie should win you a valuable Skin here!



CH	A	B	ONS	C	REC
168	168	151	151	123	123



Woodington Lake (Legend) - Hole #12 (Par 5)



Green Depth = 34 yds

A straight away Par 5 starts with a downhill tee shot that should be played left of the pond. When hitting into the green, bunkers and a steep bank await on the left side. The green has three narrow tiers, making for challenging pin placements and many three putts. This green can leave you with more than a sour taste in your mouth!



CH	A	B	ONS	C	REC
542	516	516	516	464	464



Woodington Lake (Legend) - Hole #13 (Par 4)



Green Depth = 28 yds

A long, challenging dogleg left has a landing area with two fairway bunkers left and an environmental hazard to the right.

Approach shots are usually a mid to long iron; however, you do not want to be long or right of this green. The green is a triangle shape and making four on this hole is better than a good score.



CH	A	B	ONS	C	REC
400	400	380	380	318	318



Woodington Lake (Legend) - Hole #14 (Par 4)



Green Depth = 31 yds

With a unique split fairway, this pretty Par 4 can be dangerous. A tee shot to the lower fairway will leave you a flat lie, but right will put you into a hazard. A tee shot to the upper fairway will leave a longer approach and a severe downhill lie. Your approach shot must carry the environmental area and bunker in front of this two-tiered green.



- Back of Tee
- Back of Tee

CH	A	B	ONS	C	REC
363	363	342	342	342	342



Woodington Lake (Legend) - Hole #15 (Par 4)



Green Depth = 37 yds

This slight dogleg left plays long and should be played to the left side to avoid a lousy kick off the hill on the right into the environmental area.

Your approach shot plays slightly downhill to a large green sloping left to right.

Be careful and maintain focus as this is no picnic!



CH	A	B	ONS	C	REC
415	415	388	388	388	388



Woodington Lake (Legend) - Hole #16 (Par 3)



Green Depth = 27 yds

Club selection is essential on your final Par 3. This hole sits high on a hill and is affected dramatically by the wind. A waste bunker separates the tee and green while a clover-shaped bunker guards the right side of this two-tiered putting surface. Miss left, and you'll find yourself at the bottom of a large slope with no sign of the green or flag!

This is your GTA AM Tour Hole in One Competition!



CH	A	B	ONS	C	REC
165	165	165	165	165	165



Woodington Lake (Legend) - Hole #17 (Par 5)



Green Depth = 25 yds

This is your final Par 5 and is an opportunity to get one back. A wide fairway greets you off the tee; however, the fairway narrows the farther your tee shot. Depending on your drive, give this green a go in two or face a layup into a narrow landing area. The multi-tiered green lies between trees to the left and bunkers on the right. Birdies can be made, but short siding yourself will likely result in Bogey or the much dreaded 'other'!



● Back of Tee
● Back of Tee

CH	A	B	ONS	C	REC
498	498	468	468	468	468



Woodington Lake (Legend) - Hole #18 (Par 4)



Green Depth = 30 yds

Regarded as the signature hole on the Legend course, this excellent Par 4 finishing hole is a downhill dogleg left around Woodington Lake with a right-to-left sloping fairway. The ideal tee shot is the right centre, which leaves the best angle to the green. The approach must be accurate to a green guarded by water. If you can't reach the green, laying up short and right is your best play to end strong!



CH	A	B	ONS	C	REC
387	387	359	359	359	359

