


TaylorMade® One-Day 36 - Hole MAJOR

at Legends on the Niagara - USSHER'S CREEK





LEAVE NO DOUBT WHOSE BALL JUST OUTDROVE EVERYONE.

— THE ALL NEW —
TP5 / TP5x

Introducing the softest and fastest 5-layer tour ball: the all-new TP5 and TP5x. Designed for better performance and unmatched personalization so you can step into every shot with a ball that looks and performs like it was made just for you.

TaylorMade®



TAYLORMADE ONE-DAY 36-HOLE MAJOR

Legends on the Niagara – Ussher's Creek

Tuesday, September 10, 2024

NOTICE TO COMPETITORS

This information supplements the 2024 Local Rules and Terms of Conditions for the GTA AM Tour. The current issue of the Golf Canada Rules of Golf govern play. **Any rules on the host club scorecard do not apply. Penalty for breach of a Local Rule is the general penalty, unless otherwise noted.**

1. **OUT OF BOUNDS (Rule 18.2):** See GTA AM Tour Hard Card for how Out of Bounds is defined.
2. **HOST CLUB DROP ZONES ARE NOT AVAILABLE:** Any Drop Zone available at this event will be indicated by a GTA AM Tour sign.
3. **PENALTY AREAS (Rule 17):** Red and yellow lines define the edge of the penalty area. Where penalty areas are not marked with lines, the change in the height of the grass defines the edge of the penalty area. Where there is no change in the height of the grass, the penalty area is defined by its natural boundaries. Unmarked penalty areas are red penalty areas.

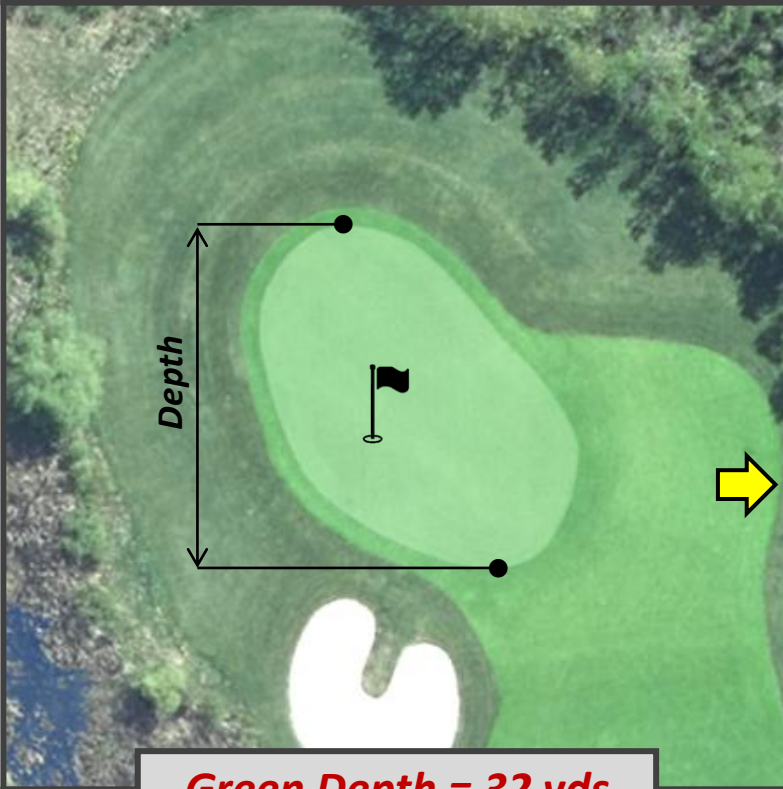
All areas of long grass or unkept areas are red penalty areas and the edge of the penalty area is defined by the edge of the long grass.

4. **OBSTRUCTIONS AND GROUND UNDER REPAIR (Rule 16.1 applies):** Any areas of ground under repair will be marked or noted.
NO PLAY ZONES: Areas that are ornamental garden beds, turf nurseries or decorative flowerbeds are No Play Zones that are to be treated as Ground Under Repair. Players must proceed under Rule 16.1f.
5. **PRACTICE:** Players must NOT practice on the competition course before or between rounds.

How To Use This Guide

Hole #6 (Par 4)

| CH | A | B | ONS | C | R |
|-----|-----|-----|-----|-----|-----|
| 342 | 342 | 331 | 331 | 320 | 320 |



Green Depth = 32 yds

On the left side of the page, you will see the hole number and par. The square image shows the green complex (aligned to the 150-yard marker) with the pin location for the event.

The green depth is also shown. A yellow arrow indicates the direction to the next tee (leave your clubs here when walking).

This box provides pro tips and general information about the hole.

On the right side, the yardages for each flight are shown. The hole image indicates distances from spots in the teeing ground (●●●) to various locations in the landing area (○). The distance text is colour coded to match the teeing ground spots. The actual tee marker positions will vary, but differences can be quickly paced off or estimated. Standard 100 ●, 150 ○, 200 ●, and 250 ● yard markers may also be shown.



Legends on the Niagara – Ussher's Creek

Hole #1 (Par 4)

| CH | A | B | ONS | C | R |
|-----|-----|-----|-----|-----|-----|
| 362 | 362 | 330 | 330 | 330 | 330 |



Green Depth = 32 yds (+2)

The opening hole at Ussher's Creek is a straightforward short Par 4 where the key to success is avoiding the fairway bunkers. If you execute a proper tee shot and find the short grass, a wedge awaits a large benign green that is receptive to making Birdie. If you don't overthink this hole, it should be an easy Par to begin your round!

A shot that goes in the cup is pure luck, but a shot to within two feet of the flag is skill. (Ben Hogan)



NIAGARA
PARKS

TaylorMade®

Legends on the Niagara – Ussher's Creek

Hole #2 (Par 5)

| CH | A | B | ONS | C | R |
|-----|-----|-----|-----|-----|-----|
| 525 | 525 | 499 | 499 | 474 | 474 |



Green Depth = 25 yds (-3)

The 2nd hole is a reachable Par 5 for both medium and long hitters. The fairway is narrow off the tee and offers a difficult layup with multiple bunkers 100 to 150 yards from the green. If you go for the green in two, carrying the bunkers fronting the green will give you an excellent chance at Birdie or Eagle; however, finding these bunkers may result on the other side of Par!

If you win through bad sportsmanship, that's no real victory. (Babe Didrikson Zaharias)



Legends on the Niagara – Ussher's Creek

Hole #3 (Par 3)

| CH | A | B | ONS | C | R |
|-----|-----|-----|-----|-----|-----|
| 150 | 150 | 119 | 119 | 110 | 110 |



Green Depth = 40 yds (-13)

The 3rd hole at Ussher's Creek is your first Par 3 of the day. Stating the obvious is to avoid the creek left of the green; however, bailing out right may result in a difficult pitch with water on the opposite side! The green has a ridge bisecting it, so finding the correct tier will give you the best chance at Birdie and secure an easy Par!

You can talk about strategy all you want, but what really matters is resiliency. (Hale Irwin)



Legends on the Niagara – Ussher's Creek

Hole #4 (Par 4)

| CH | A | B | ONS | C | R |
|-----|-----|-----|-----|-----|-----|
| 379 | 345 | 345 | 345 | 318 | 318 |



Green Depth = 38 yds (-6)

The 4th hole is a short dogleg right, where playing for position off the tee will give you the best chance for success. The ideal line is left centre, which opens up an angle to the green. The green is very deep, so make sure to check your yardage before committing to your approach.

If the pin is middle right, take dead aim and go for Birdie!

You can talk to a fade, but a hook won't listen. (Lee Trevino)



**NIAGARA
PARKS**

TaylorMade®

Legends on the Niagara – Ussher's Creek

Hole #5 (Par 4)

| CH | A | B | ONS | C | R |
|-----|-----|-----|-----|-----|-----|
| 358 | 331 | 331 | 331 | 331 | 331 |



Green Depth = 30 yds (+10)

The 5th is a short Par 4 reachable for only the longest hitters. Most players must favour the right side to avoid the three fairway bunkers down the left. If you challenge these bunkers and find the fairway, you will be rewarded with a Birdie opportunity; however, if you miss your target, it could mean scrambling to save your Par!

If you drink, don't drive. Don't even putt. (Dean Martin)



NIAGARA
PARKS



Legends on the Niagara – Ussher's Creek

Hole #6 (Par 4)

| CH | A | B | ONS | C | R |
|-----|-----|-----|-----|-----|-----|
| 400 | 378 | 365 | 365 | 329 | 329 |



Green Depth = 32 yds (-8)

The 6th hole will get your attention when you reach the tee box. With water down the entire left side, the ideal line is the 3rd bunker in the distance. Often playing into the wind, this hole may play longer than the advertised yardage. The green is large but with a ridge splitting this green, finding the correct side is crucial to ensuring a 2-putt! Par is a good score!

Fear comes in two packages – fear of failure and, sometimes, fear of success. (Tom Kite)



● Back of Tee

● Back of Tee

● Back of Tee

226
274 303

191 241
270

165 216
245



NIAGARA
PARKS



Legends on the Niagara – Ussher's Creek

Hole #7 (Par 3)

| CH | A | B | ONS | C | R |
|-----|-----|-----|-----|-----|-----|
| 172 | 152 | 130 | 130 | 119 | 119 |



Green Depth = 36 yds (+9)

The 7th is a short Par 3 where picking the correct club is the biggest test. With swirling winds, take an extra moment before selecting your club. If the wind is calm, take dead aim and go for Birdie. If your knees are shaking, bailing out right will give you a fair chance to save Par. Avoiding the hazard is key to making the turn in a positive mindset.

I read the greens in Spanish, but putt in English. (Chi Chi Rodriguez).



NIAGARA
PARKS

TaylorMade®

Legends on the Niagara – Ussher's Creek

Hole #8 (Par 4)

| CH | A | B | ONS | C | R |
|-----|-----|-----|-----|-----|-----|
| 432 | 432 | 382 | 382 | 382 | 382 |



Green Depth = 36 yds (-8)

The 8th hole is a challenging medium-length Par 4 with bunkers on both sides to gobble up a wayward tee shot. Playing as one of the most difficult holes, making Par will gain some ground on the field. The ideal play is down the right centre to the 150-yard marker, leaving a flat lie for your approach shot to the long left to right sloping green! Par is a great score!

The older you get, the stronger the wind gets; and it's always in your face. (Jack Nicklaus)



Legends on the Niagara – Ussher's Creek

Hole #9 (Par 5)

| CH | A | B | ONS | C | R |
|-----|-----|-----|-----|-----|-----|
| 532 | 532 | 459 | 459 | 459 | 459 |



Green Depth = 48 yds (+1)

The final hole on the front 9 is a reachable Par 5 only for the faint of heart. The tee shot plays straight away to a fairway protected by several bunkers on the left, squeezing the landing area. Most people will then lay up to the 100/150-yard markers; however, if you go for the green, beware of the creek protecting the entire left side. Many rounds are derailed here, so a Par here, you might be a contender!

The most important shot in golf is the next one. (Ben Hogan)



180 257

130 207

● Back of Tee

● Back of Tee



NIAGARA
PARKS





EXPERIENCE YOUR  **DRIVES IN 10K**



RORY McILROY
TIGER WOODS
BROOKE HENDERSON
SCOTTIE SCHEFFLER

Legends on the Niagara – Ussher's Creek

Hole #10 (Par 4)

| CH | A | B | ONS | C | R |
|-----|-----|-----|-----|-----|-----|
| 403 | 369 | 369 | 369 | 369 | 369 |



Green Depth = 30 yds (+5)

The 10th Hole is a medium-length Par 4 that can play much longer or shorter depending on wind conditions. The large fairway bunker down the right sees a lot of action, so favour the left side of the fairway. A creek runs across the fairway 80 yards from the green, but you can bounce the ball up with no obstructions fronting the green. If you come up short, getting up and down is very doable, with a back-to-front sloping green helping to stop the ball!

Have you checked Live Scoring yet?



NIAGARA
PARKS

TaylorMade®

Legends on the Niagara – Ussher's Creek

Hole #11 (Par 4)

| CH | A | B | ONS | C | R |
|-----|-----|-----|-----|-----|-----|
| 379 | 379 | 353 | 353 | 320 | 320 |



Green Depth = 26 yds (-6)

The 11th is a short Par 4 that plays as a slight dogleg left to a wide landing area framed by trees on both sides. The challenge here is on the approach shot, as the creek comes into play just a couple of yards short of this green. If you challenge the tee shot, you have a shorter approach into this shallow green. Check the wind, because coming up short will mean a sure Bogey!

They say golf is like life, but don't believe them. Golf is more complicated than that. (G. Dickinson)



222 255 279 ●

174 208 233 ●

● Back of Tee

● Back of Tee

● Back of Tee



NIAGARA
PARKS

TaylorMade®

Legends on the Niagara – Ussher's Creek

Hole #12 (Par 5)

| CH | A | B | ONS | C | R |
|-----|-----|-----|-----|-----|-----|
| 488 | 488 | 473 | 473 | 473 | 473 |



Green Depth = 37 yds (-2)

The 12th is a short Par 5 bending slightly right that is reachable in two by many players. The ideal tee shot challenges the right bunkers and finds the fairway, leaving just 200-225 yards to this narrow green. If you are forced to layup, you need to avoid bunkers on both sides just 100 yards from the green. Birdie will not win a Skin here, but Eagle might!

Placing the ball in the right position for the next shot is eighty percent of winning golf. (Ben Hogan)



Legends on the Niagara – Ussher's Creek

Hole #13 (Par 3)

| CH | A | B | ONS | C | R |
|-----|-----|-----|-----|-----|-----|
| 160 | 155 | 135 | 135 | 135 | 135 |



Green Depth = 29 yds (-6)

The 13th hole can stretch to over 180 yards; however, the hole plays as a short Par 3 for the GTA AM Tour.

The tee shot is straightforward, with only the greenside bunker in play. The green has a middle and back tier so that the hole may play a club or two differently depending on the pin position. Is it ever a bad time for an Ace?

Missing a short putt does not mean you have to hit your next drive out of bounds. (Henry Cotton)



Legends on the Niagara – Ussher's Creek

Hole #14 (Par 5)

| CH | A | B | ONS | C | R |
|-----|-----|-----|-----|-----|-----|
| 521 | 510 | 510 | 510 | 478 | 478 |



Green Depth = 32 yds (+2)

Your final Par 5 at Ussher's Creek is also reachable; however, the split fairway offers plenty of challenges. If you challenge the right side of the fairway, you take the risk of finding the centre rough area or fairway bunker, which could lead to a bogey.

Most players will aim at the left bunker and stay short of it, playing the hole as a three-shotter.

This will still leave a challenging layup with multiple bunkers lurking on both sides. The green has many subtle mounds so, the centre of the green is your safest play to ensure a no-stress Par!



Legends on the Niagara – Ussher's Creek

Hole #15 (Par 4)

| CH | A | B | ONS | C | R |
|-----|-----|-----|-----|-----|-----|
| 399 | 399 | 384 | 384 | 337 | 337 |



Green Depth = 35 yds (-13)

This medium length Par 4 can sneak up and bite you. This dogleg left Par 4 is protected by two bunkers on the left corner and another bunker lurking through the dogleg. Avoiding these is the key to scoring well here.

Most will be left with a mid-iron approach to a green protected front right by a low collection area and greenside bunker. Par is a good score here, so don't get greedy!

You don't know what pressure is until you play for five bucks with only two in your pocket. (Lee Trevino)



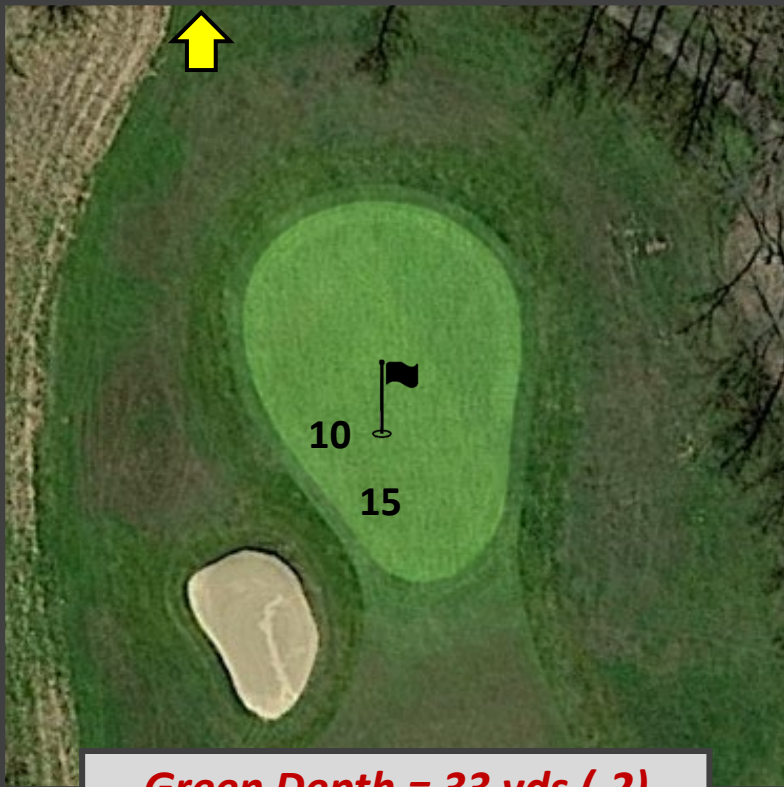
**NIAGARA
PARKS**



Legends on the Niagara – Ussher's Creek

Hole #16 (Par 3)

| CH | A | B | ONS | C | R |
|-----|-----|-----|-----|-----|-----|
| 168 | 168 | 168 | 168 | 168 | 168 |



Green Depth = 33 yds (-2)

Often playing downwind, this lengthy Par 3 is protected by a bunker on the left but offers plenty of fairway short if you choose the wrong club. The green is very undulating, with multiple mounds, so if you find yourself with a long putt, it will take your full attention to 2-putt!

This Is your GTA Am Tour Hole In One Competition!

Is today the day that you slam-dunk it for that ever-elusive ACE?



Legends on the Niagara – Ussher's Creek

Hole #17 (Par 4)

| CH | A | B | ONS | C | R |
|-----|-----|-----|-----|-----|-----|
| 395 | 383 | 357 | 357 | 357 | 357 |



Green Depth = 31 yds (+5)

Your penultimate hole at Ussher's Creek is a dogleg right Par 4. The ideal line is to challenge the right bunker, finding the centre of the fairway. The 2nd shot is complicated by a prevailing cross wind, often pushing balls toward the pond right of the green. If you bail out left, expect to find one of three greenside bunkers. The green is relatively flat, so if you find the green, Birdies can be made!

**Golf is the most fun you can have without taking your clothes off.
(Chi Chi Rodriguez)**



TaylorMade®

Legends on the Niagara – Ussher's Creek

Hole #18 (Par 4)

| CH | A | B | ONS | C | R |
|-----|-----|-----|-----|-----|-----|
| 391 | 382 | 382 | 382 | 355 | 355 |



Green Depth = 19 yds (-3)

Your final hole is a straight away Par 4 with fairway bunkers on both sides. The ideal line is down the left centre, staying short of the fairway bunker. This will leave you about 150 yards to a shallow green protected by a small creek in front. The key on your approach is distance control in order to find the putting surface.

Par is a good score!

If you think it's hard to meet new people, try picking up the wrong golf ball. (Jack Lemmon)



**NIAGARA
PARKS**



