

The  welcomes
you to Georgian Bay's beautiful
COBBLE BEACH GOLF LINKS





Cobble Beach Golf Links

Wednesday, May 20, 2026

NOTICE TO COMPETITORS

This information supplements the 2026 Local Rules and Terms of Conditions for the GTA AM Tour. The current issue of the Golf Canada Rules of Golf govern play. **Any rules on the host club scorecard do not apply. Penalty for breach of a Local Rule is the general penalty, unless otherwise noted.**

1. **OUT OF BOUNDS (Rule 18.2):** See GTA AM Tour Hard Card for how Out of Bounds is defined.
2. **HOST CLUB DROP ZONES ARE NOT AVAILABLE:** Any Drop Zone available at this event will be indicated by a GTA AM Tour sign.
3. **PENALTY AREAS (Rule 17):** Red and yellow lines define the edge of the penalty area. Where penalty areas are not marked with lines, the change in the height of the grass defines the edge of the penalty area. Where there is no change in the height of the grass, the penalty area is defined by its natural boundaries. Unmarked penalty areas are red penalty areas.

The penalty area next to the lake on holes #8, 9 & 18 extends to infinity

The penalty area on the right side of #12 extends to infinity

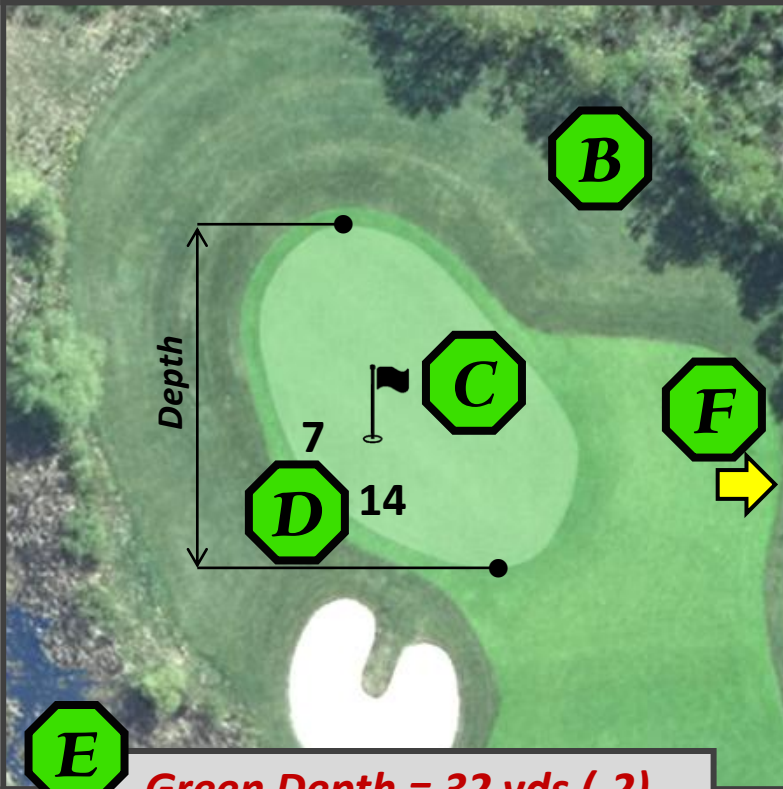
4. **OBSTRUCTIONS AND GROUND UNDER REPAIR (Rule 16.1 applies):** Any areas of ground under repair will be marked or noted.

NO PLAY ZONES: Areas that are ornamental garden beds, turf nurseries or decorative flowerbeds are No Play Zones that are to be treated as Ground Under Repair. Players must proceed under Rule 16.1f.

How To Use This Guide

Hole #6 (Par 4)

CH	A	B	ONS	C	R
342	342	331	331	320	320



E Green Depth = 32 yds (-2)

- A. This box provides pro tips and general information about the hole.
- B. Image of the green complex (aligned to the 150-yard marker).
- C. Flag showing the pin location.
- D. Distances from the front and side of the green to the pin location.
- E. Green depth and a +/- distance from the centre of the green to the pin in brackets.
- F. Arrow indicating the direction to the next tee (leave your clubs here when walking).
- G. Distances from spots in the teeing ground ● ● ● to various locations in the landing area ○. The distance text is colour coded to match the teeing ground spots. The actual tee marker positions will vary, but differences can be quickly paced off or estimated.
- H. Standard 100 ●, 150 ○, 200 ●, and 250 ● yard markers.



- I. Hole yardages for each flight.
- J. Flag indicating the year of photography.

Cobble Beach Golf Links

Hole #1 (Par 4)

CH	A	B	ONS	C	R
390	377	341	341	341	341

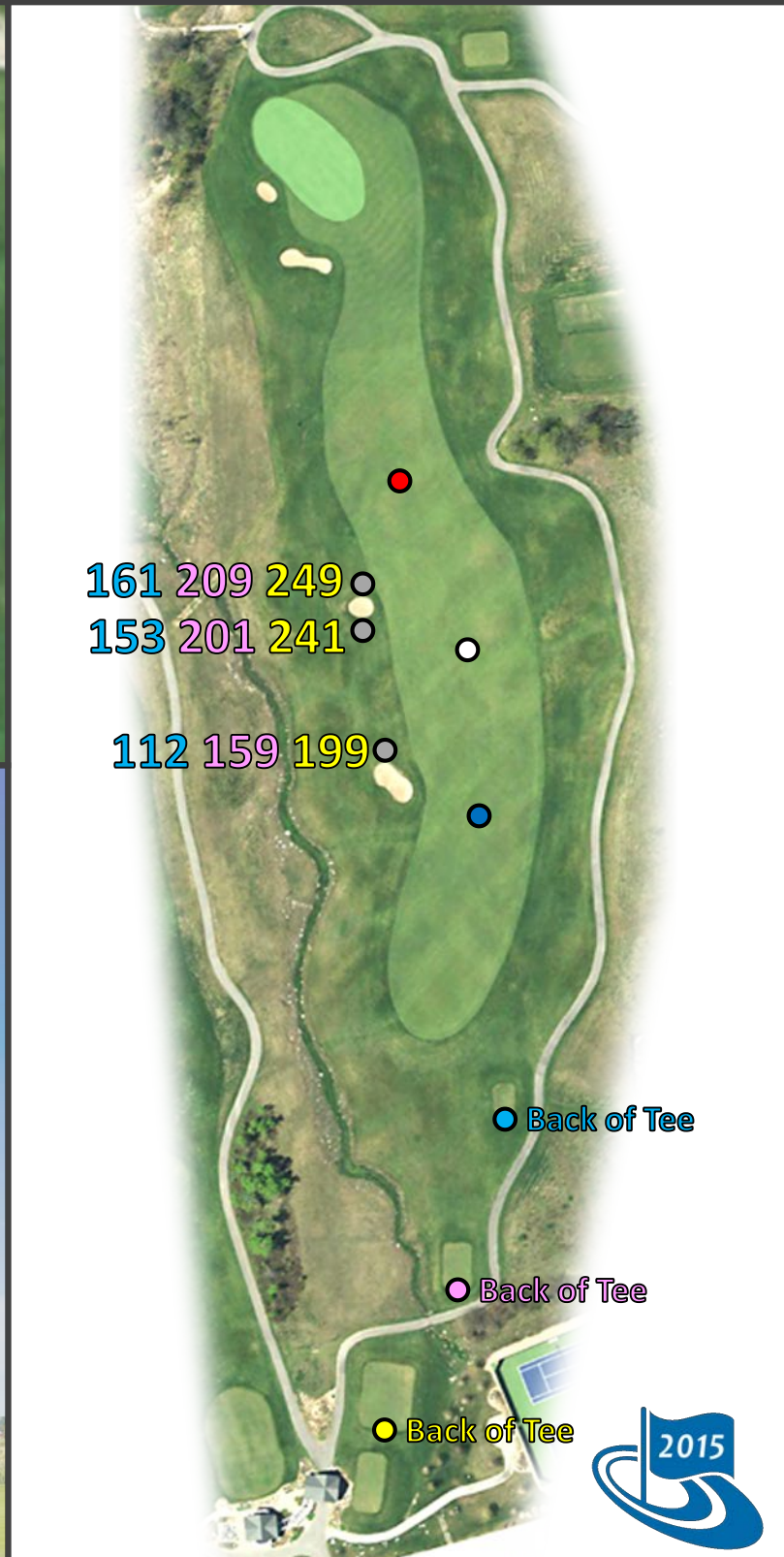


Green Depth = 40 yds (+15)

Stewart

The first hole at Cobble Beach is a straightforward medium-length Par 4 bending slightly to the left. With a wide landing area, favour the right side of the fairway for your best approach angle to the slightly elevated green.

Local knowledge dictates an extra club on your second, as most people don't realize how far uphill it plays!



Cobble Beach Golf Links

Hole #2 (Par 4)

CH	A	B	ONS	C	R
357	357	318	318	318	318



Green Depth = 31 yds (-11)

The Dell

Your second hole is a short Par 4 that snakes to the left off the tee then back to the right at the green.

Challenging the fairway bunkers on the left will leave the best angle for your second.

The green is receptive, so you can challenge most pins if you want an early Birdie; however, beware of the subtle breaks with Georgian Bay on your right!

212 267 318

161 215 266

138 194 245

● Back of Tee

● Back of Tee


● Back of Tee



Cobble Beach Golf Links

Hole #3 (Par 4)

CH	A	B	ONS	C	R
385	385	338	338	338	338



Green Depth = 35 yds (+2)

Meadow

The third hole is a straightaway Par 4 that can play much longer if playing into the wind. Your ideal tee shot is just short of the right fairway bunkers, leaving you a mid-iron to this narrow green. Putts can be made from most positions, so hit this GIR and make no worse than a Par. Make sure to note where Georgian Bay is as you play the rest of your round!



Half Moon

JAMAICA

Cobble Beach Golf Links

Hole #4 (Par 4)

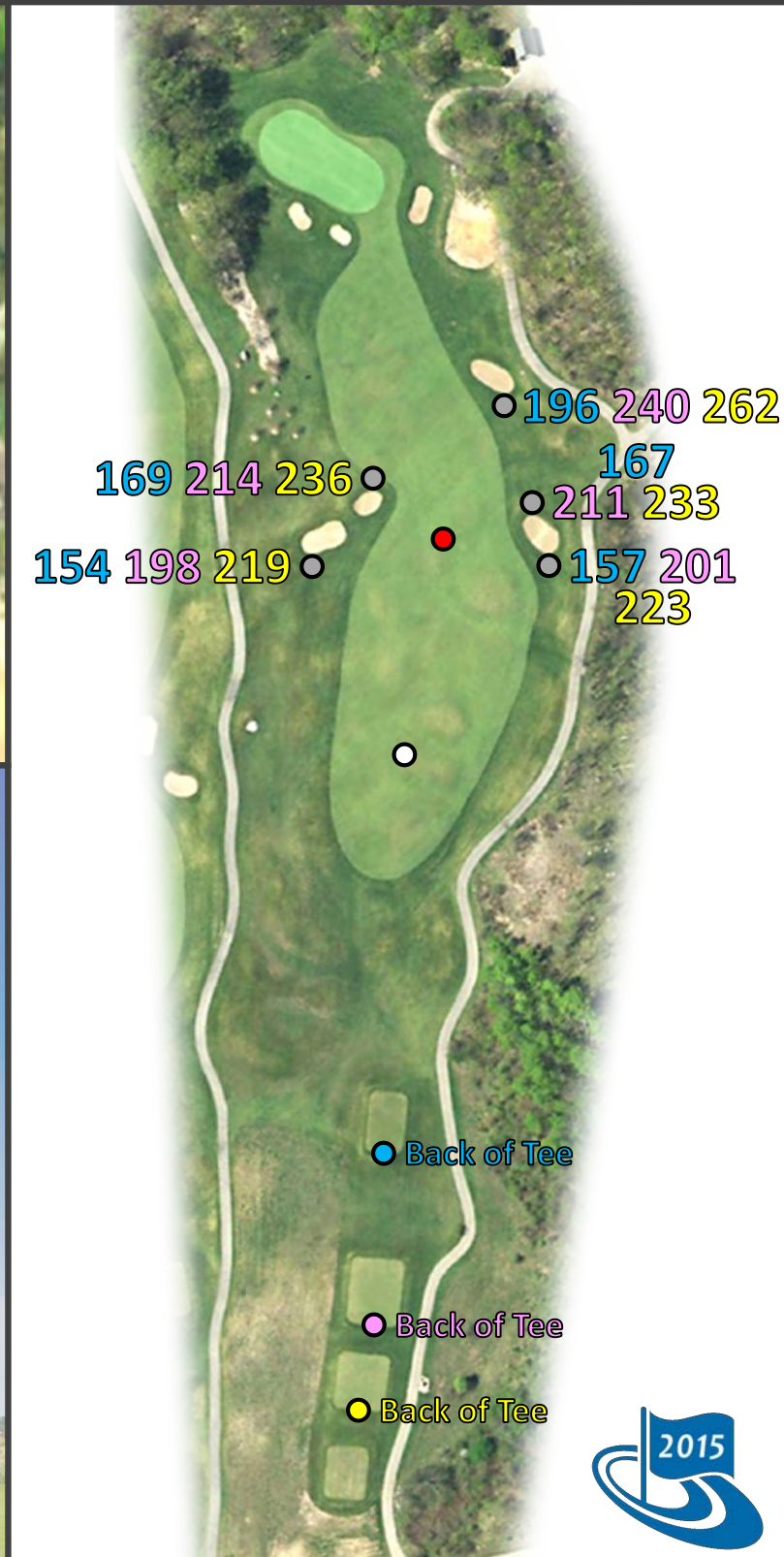
CH	A	B	ONS	C	R
324	324	324	324	316	316



Green Depth = 28 yds (+5)

The Carrick


Your fourth consecutive Par 4 is a definite birdie opportunity if you can avoid the four fairway bunkers protecting both sides. Players will select a myriad of clubs from Driver to mid-iron in order to attack this hole. If you miss the fairway, favour the right side, which will give you an angle to hit it close. If you 3-putt, it was an unforced error!



Cobble Beach Golf Links

Hole #5 (Par 4)

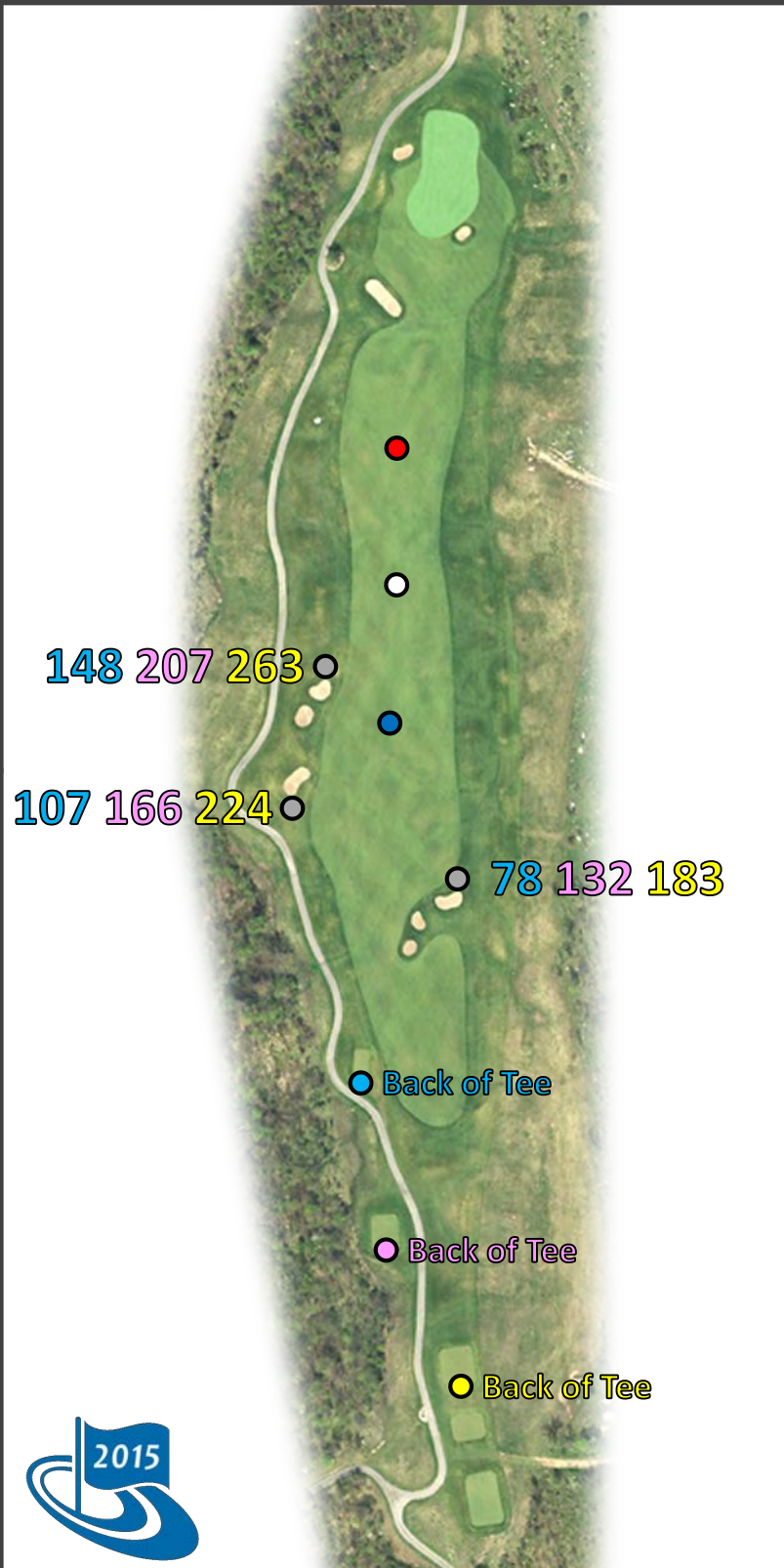
CH	A	B	ONS	C	R
436	436	386	386	328	328



Green Depth = 45 yds (+18)

Chippewa

Another Par 4 lurks on the 5th Tee; however, this hole is no pushover. Stretching out to 489 yards, two good shots are required to find the surface. Commit to the Big Dog and unleash your inner Bryson. If you're lucky, you will have a mid-iron to this large green sloping from left to right and back to front. Missing the green short is your best chance to save Par.



Cobble Beach Golf Links

Hole #6 (Par 3)

CH	A	B	ONS	C	R
164	158	158	158	146	146



Green Depth = 34 yds (-3)

The Cairn

Your first short hole at Cobble Beach often plays a bit longer than advertised due to the prevailing wind. Coming up short might require a deft touch if you find one of the small pot bunkers fronting the green. The green is large, and putts can drop from long distances, so don't get too greedy with your tee shot.



Cobble Beach Golf Links

Hole #7 (Par 5)

CH	A	B	ONS	C	R
547	537	513	513	513	513



Green Depth = 39 yds (+15)

Chi-Cheemaun

The first Par 5 at Cobble Beach is a spectacular view and plays straight downhill back toward Georgian Bay. The fairway looks wide, but bombers beware, as the fairway narrows the farther you hit it. If you find the fairway and gain some extra yards, you can go for this green in two. Favour the left side if you go for it as a bailout area gives the player a chance to get up and down for Birdie or Par.



Half Moon

JAMAICA

Cobble Beach Golf Links

Hole #8 (Par 3)

CH	A	B	ONS	C	R
166	166	166	166	166	166



Green Depth = 38 yds (-2)

Sanctuary

This Par 3 can play havoc with your tee ball if the wind is up. Playing as a short-iron for most, finding this large green is common; however, three putts are just as common if you're putting from the right side. The green slopes more from right to left than it appears, so factor in some extra break and speed into your putt!

This is the GTA Am Tour Hole In One Competition!



Michelob **ULTRA**

Cobble Beach Golf Links

Hole #9 (Par 5)

CH	A	B	ONS	C	R
515	515	485	485	485	485



Green Depth = 22 yds (+2)

Nahnee

The 9th hole plays as a unique island hole Par 5 with a pond to the right and Georgian Bay on your left. The key to this hole is to stay dry, therefore; the driver may not be the best option. The layup narrows the closer you get to the green, so laying back to 100 yards is the safe play. The green is large and protected by two pot bunkers to the right, so if the pin is there, middle of the green is best!



- 190 237 274
- 179 226 263
- 152 192 226
- 146 186 220
- 111 153 188
- 145 192 229
- 134 181 218



Cobble Beach Golf Links

Hole #10 (Par 4)

CH	A	B	ONS	C	R
374	374	339	339	339	339



Green Depth = 31 yds (+3)

Ruin

One of the toughest holes at Cobble, the 10th hole runs parallel to #1 and plays even more uphill than the 1st. The ideal line is down the right centre, but expect a long second shot with a mid to long iron for most. If you want to be pin high, make sure to add two clubs or more on your approach. The green has a deep bunker short right that gets a lot of action. Par is a great score here and will gain a shot on the field.



164 200 240
 152 188 228
 112 148 188

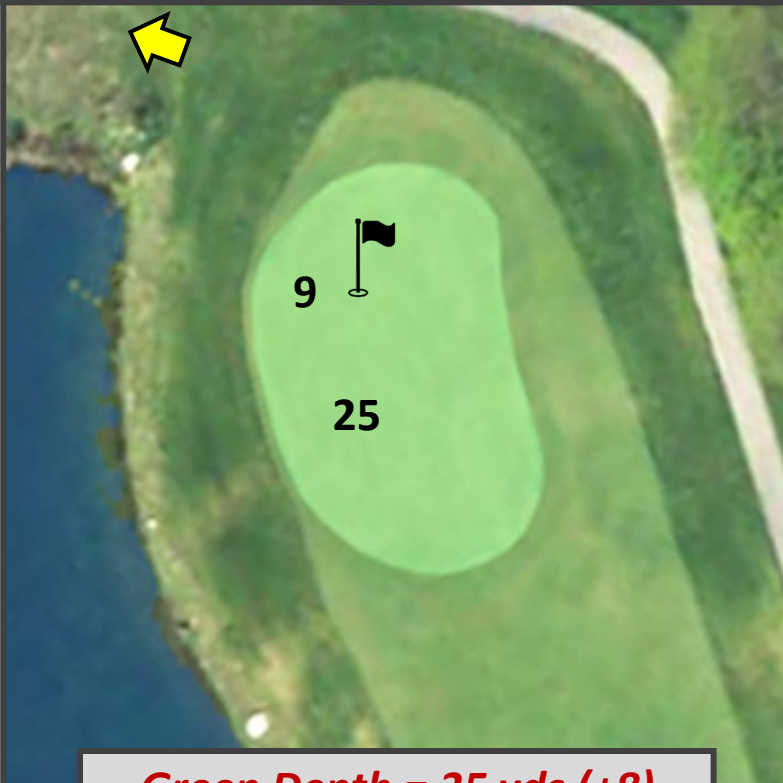
● Back of Tee
 ● Back of Tee
 ● Back of Tee



Cobble Beach Golf Links

Hole #11 (Par 4)

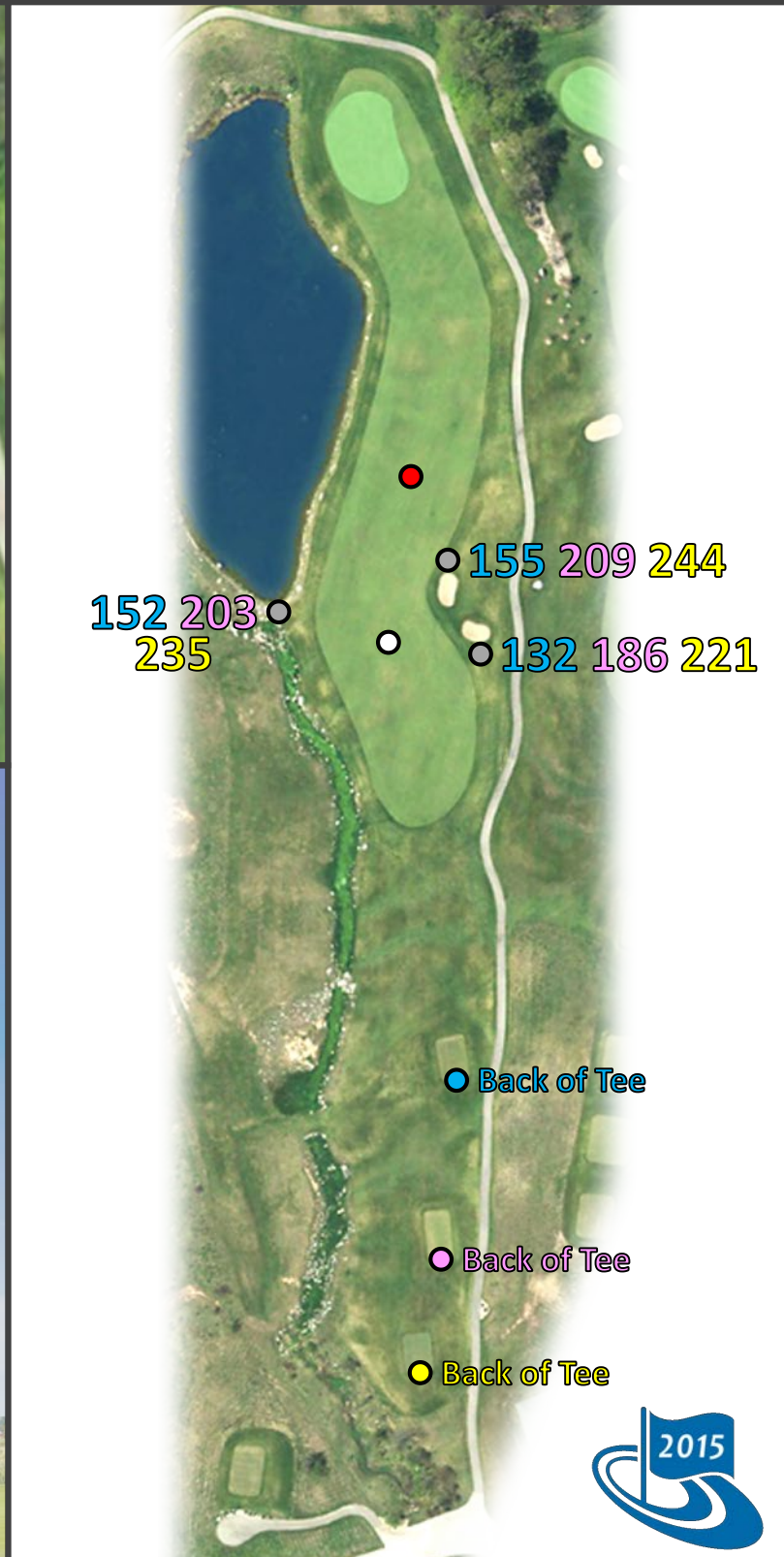
CH	A	B	ONS	C	R
371	364	364	364	327	327



Green Depth = 35 yds (+8)

Johnny's Burn

The 11th hole is a short Par 4 framed by a pond down the left side, protecting the approach to the green. Either challenge the water and hug the right side of the fairway or play short of the water, leaving 130 -150 yards to the green. The green has some bailout to the right, so avoid the water, and you can save Par. Birdie will not make you a skin here!



Half Moon

JAMAICA

Cobble Beach Golf Links

Hole #12 (Par 5)

CH	A	B	ONS	C	R
509	509	480	480	480	480



Green Depth = 38 yds (-6)

Calamity

The 12th hole begins a back-nine stretch where the tournament will be won or lost! This Par 5 is a big sweeping dogleg right to left around a lake that comes into play the entire hole. Most will play this as a 3-shot hole and lay back short of the right fairway bunkers.

If you're out of the running, challenge the bunkers with the driver and go for the CASH. Ask yourself, "what's the worst that can happen?"



● Back of Tee

● Back of Tee

● Back of Tee



Michelob **ULTRA**

Cobble Beach Golf Links

Hole #13 (Par 4)

CH	A	B	ONS	C	R
425	425	400	400	360	360



Green Depth = 33 yds (-10)

Rob's Gulch

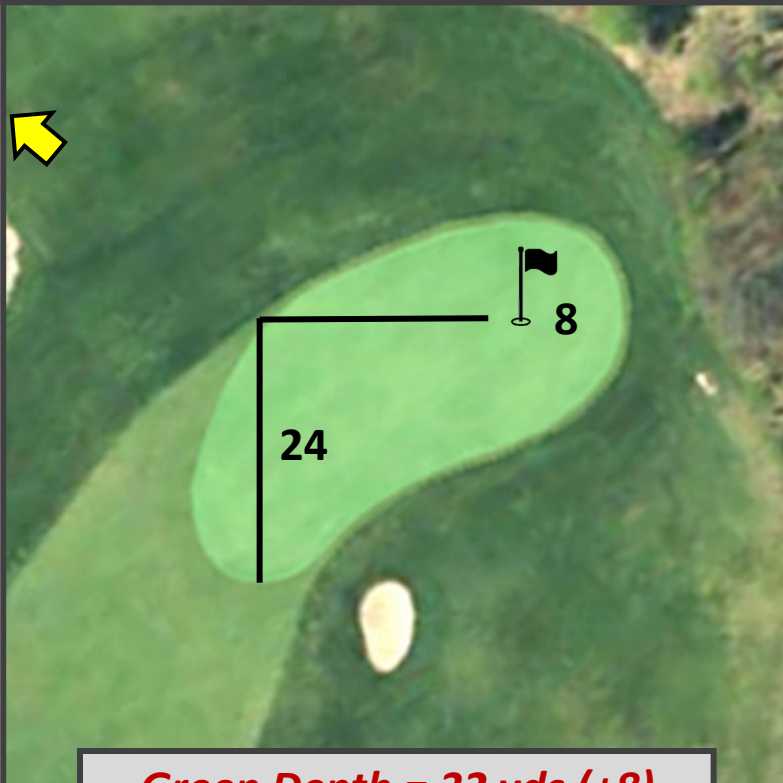
The 13th offers another spectacular view from the tee, looking straight down at Georgian Bay; don't let the beauty fool you. #13 is ranked as the toughest at Cobble with a deep gorge, short, left, long, and right of this green. Simply put, you'd better find this fairway and green, or expect a bogey or worse. The green itself is relatively benign once you get there, so focus on the approach if you want to make your Par.



Cobble Beach Golf Links

Hole #14 (Par 3)

CH	A	B	ONS	C	R
170	149	149	149	115	115



Green Depth = 32 yds (+8)

Grove

The 14th Hole is a medium-length Par 3 where controlling your distance is key to success. With a wide green protected by a pot bunker just short, Birdies and Pars will be abundant if you find the surface. The safe miss is short left, which leaves an angled pitch to all pin locations. Enjoy the easy Par as you approach the final stretch to the clubhouse!



Cobble Beach Golf Links

Hole #15 (Par 4)

CH	A	B	ONS	C	R
342	321	321	321	296	296



Green Depth = 31 yds (-8)

Temptation

As you turn back toward Georgian Bay, this is your last chance to make an easy Par. This short Par 4 plays under 350 yards but is protected by a penalty area crossing short of the green. The ideal play is a Hybrid or Long Iron to your desired yardage, which leaves a downhill approach to the green. The green has some subtle slopes, so if you want Birdie, you will need to hit it close.



Half Moon

JAMAICA

Cobble Beach Golf Links

Hole #16 (Par 4)

CH	A	B	ONS	C	R
409	373	354	354	354	354



Green Depth = 32 yds (-1)

The Sound

Hole #16 begins a fantastic three-hole stretch to finish your round. The 16th stretches to 400 yards, but the entire hole is protected by a lake to the right and long fescue down the left should you decide to bailout. If you hit it straight and find the short grass, you will have a wedge or short iron into a large and subtle green that narrows the deeper the pin is. Birdies will be made here, but there may also be some post-round disaster stories!



- Back of Tee
- Back of Tee
- Back of Tee



Cobble Beach Golf Links

Hole #17 (Par 3)

CH	A	B	ONS	C	R
144	144	125	125	125	125



Green Depth = 22 yds (-3)

Lighthouse

Regarded as the "Signature Hole" at Cobble Beach, the 17th is truly a spectacular Par 3 with Georgian Bay as the backdrop. With just a short iron in hand, make sure to judge the wind correctly, as anything short will find one of three pot bunkers. If you see the front right sucker pin, play 10 yards left of the flag and use the slope to get your first hole in one! Can Krish do it again?!



Cobble Beach Golf Links

Hole #18 (Par 5)

CH	A	B	ONS	C	R
534	506	506	506	506	506



Green Depth = 36 yds (+5)

Bluff

The 18th at Cobble provides the opportunity to make or break your round. Playing as a reachable Par 5 downwind, the hole offers a wide fairway as it bends slightly to the left. If you need to lay up, try to split the three fairway bunkers and leave yourself 100 yards to the green. Some people could be watching on the Patio, so don't be afraid to fist pump that Flight-Winning Birdie!

156 221 251
129 196 226



● Back of Tee

● Back of Tee

● Back of Tee



Follow



@GTAAMTOUR

Join



@GTAAMTOUR

Subscribe



@GTAAMATEURTOUR



WWW.GTAAMTOUR.COM