

**Legacy Ridge Golf Club**  
and the GTA AM Tour welcomes you  
to the hidden gem of Owen Sound,  
nestled along the shores of Georgian Bay!





## Legacy Ridge Golf Club

Tuesday, May 19, 2026

### NOTICE TO COMPETITORS

This information supplements the 2026 Local Rules and Terms of Conditions for the GTA AM Tour. The current issue of the Golf Canada Rules of Golf govern play. **Any rules on the host club scorecard do not apply. Penalty for breach of a Local Rule is the general penalty, unless otherwise noted.**

1. **OUT OF BOUNDS (Rule 18.2):** See GTA AM Tour Hard Card for how Out of Bounds is defined.

Driving range / practice area between holes #4 & #5 is in play and part of the General Area.

**HOLE #7:** A ball coming to rest on or beyond the road behind #7 green is out of bounds.

2. **HOST CLUB DROP ZONES ARE NOT AVAILABLE:** Any Drop Zone available at this event will be indicated by a GTA AM Tour sign.
3. **PENALTY AREAS (Rule 17):** Red and yellow lines define the edge of the penalty area. Where penalty areas are not marked with lines, the change in the height of the grass defines the edge of the penalty area. Where there is no change in the height of the grass, the penalty area is defined by its natural boundaries. Unmarked penalty areas are red penalty areas.

The red penalty area along the ridge on holes #1, #5, #7, #9, #17 & #18 extends to infinity.

#### **DROP ZONES AVAILABLE:**

**HOLE #12:** For a ball that enters the yellow penalty in front of the green, another ball may be put in play using Rule 17.1d(1) or (2) or *as an additional option may use the Drop Zone* located on the forward tee deck.

4. **OBSTRUCTIONS AND GROUND UNDER REPAIR (Rule 16.1 applies):** Any areas of ground under repair will be marked or noted.

**NO PLAY ZONES:** Areas under construction, newly seeded areas, the clubhouse, areas that are ornamental garden beds, turf nurseries or decorative flowerbeds are No Play Zones that are to be treated as Ground Under Repair. Player must proceed under Rule 16.1f.

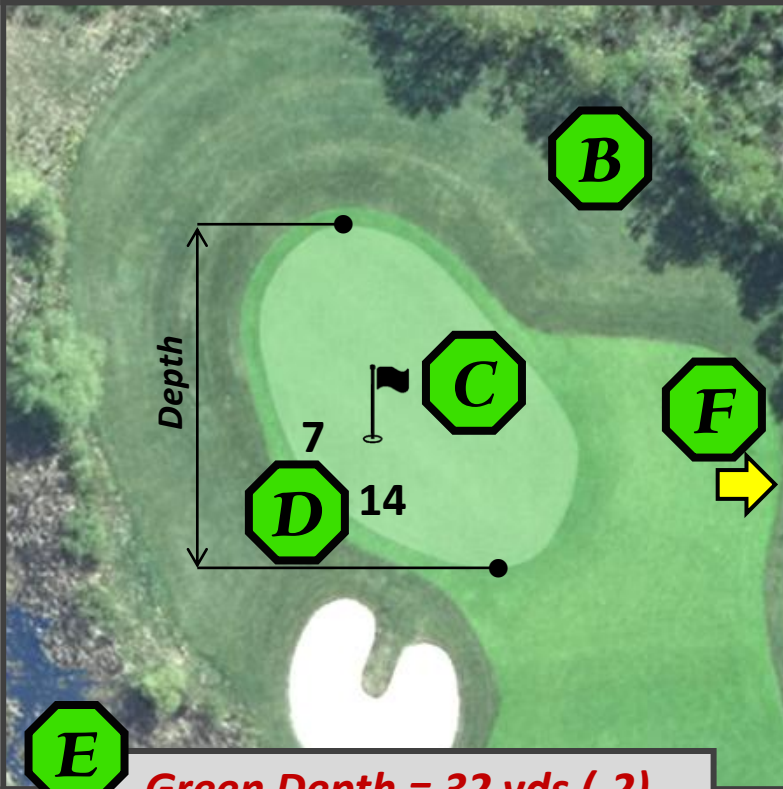
#### **DROP ZONES AVAILABLE:**

**HOLE #18:** When there is interference from lie, stance or swing from the clubhouse, garden or cart path behind the green, the player may find the nearest point of complete relief under Rule 16 or *may use as an additional option*, the Drop Zone located behind the green.

# How To Use This Guide

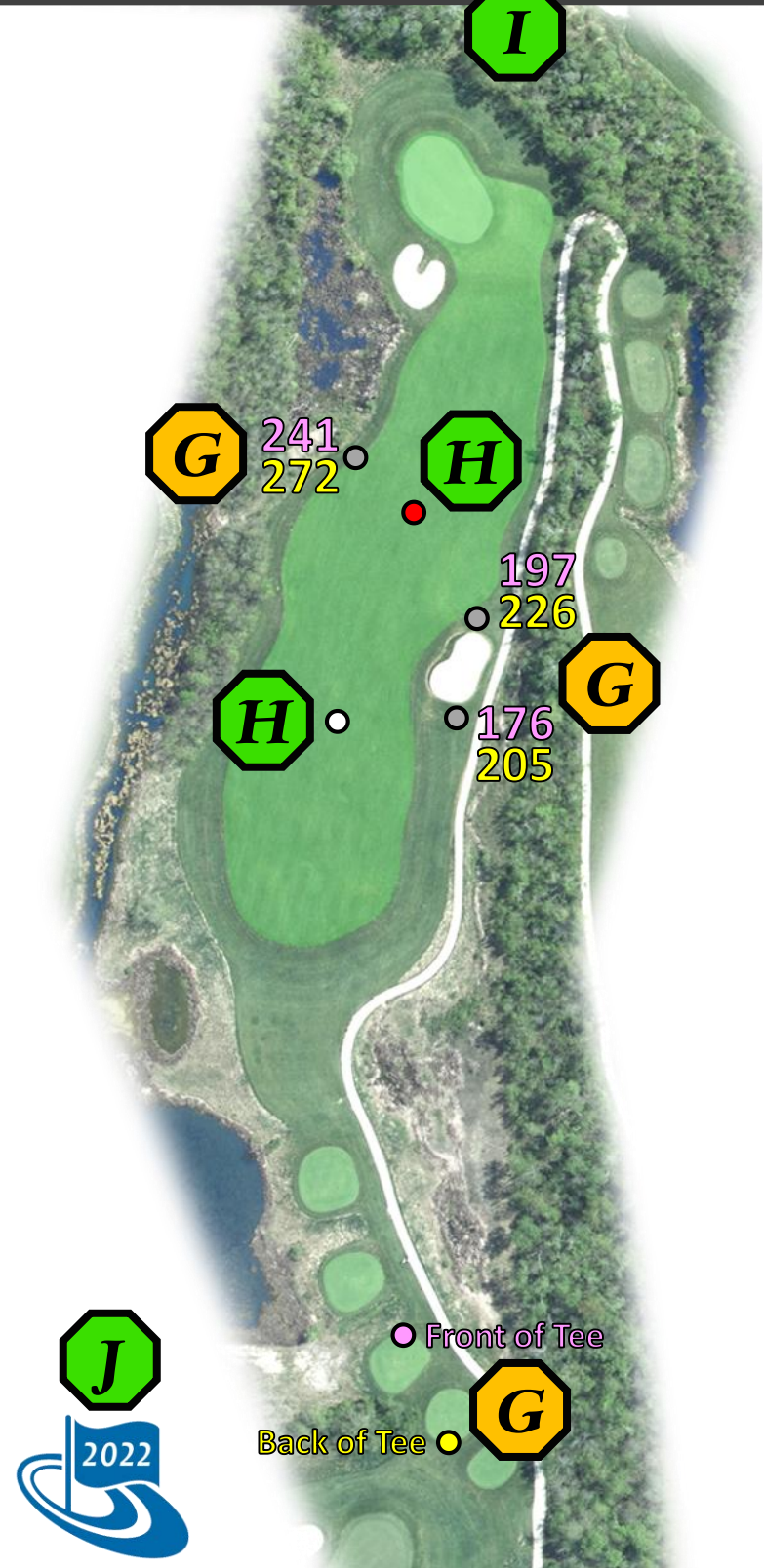
## Hole #6 (Par 4)

CH	A	B	ONS	C	R
342	342	331	331	320	320



**E** Green Depth = 32 yds (-2)

- A. This box provides pro tips and general information about the hole.
- B. Image of the green complex (aligned to the 150-yard marker).
- C. Flag showing the pin location.
- D. Distances from the front and side of the green to the pin location.
- E. Green depth and a +/- distance from the centre of the green to the pin in brackets.
- F. Arrow indicating the direction to the next tee (leave your clubs here when walking).
- G. Distances from spots in the teeing ground ● ● ● to various locations in the landing area ○. The distance text is colour coded to match the teeing ground spots. The actual tee marker positions will vary, but differences can be quickly paced off or estimated.
- H. Standard 100 ●, 150 ○, 200 ●, and 250 ● yard markers.



- I. Hole yardages for each flight.
- J. Flag indicating the year of photography.

# Legacy Ridge Golf Club

## Hole #1 (Par 5)

CH	A	B	ONS	C	R
525	497	497	497	497	497



**Green Depth = 23 yds (-7)**

### On Your Way!

*A straight-away Par 5 gets your day started. This hole requires a good tee shot and layup, leaving you with a wedge or short iron approach into a relatively small, undulating green that is very tricky. A great piece of local knowledge ... your putts will often break to the water, even though it might not look that way.*



● Front of Tee

● Back of Tee



# Legacy Ridge Golf Club

## Hole #2 (Par 3)

CH	A	B	ONS	C	R
145	145	145	145	145	145



**Green Depth = 23 yds (-4)**

### Side Hill Swing

*This simple-looking Par 3 is anything but easy. A narrow, two-tiered green makes hitting the surface challenging. The left-side hill can be your friend, but it can also be your foe.*

*A pin location on the top tier will provide plenty of risk, since over the back is a tough up-and-in. Putting from the bottom to the top will showcase your putting prowess.*

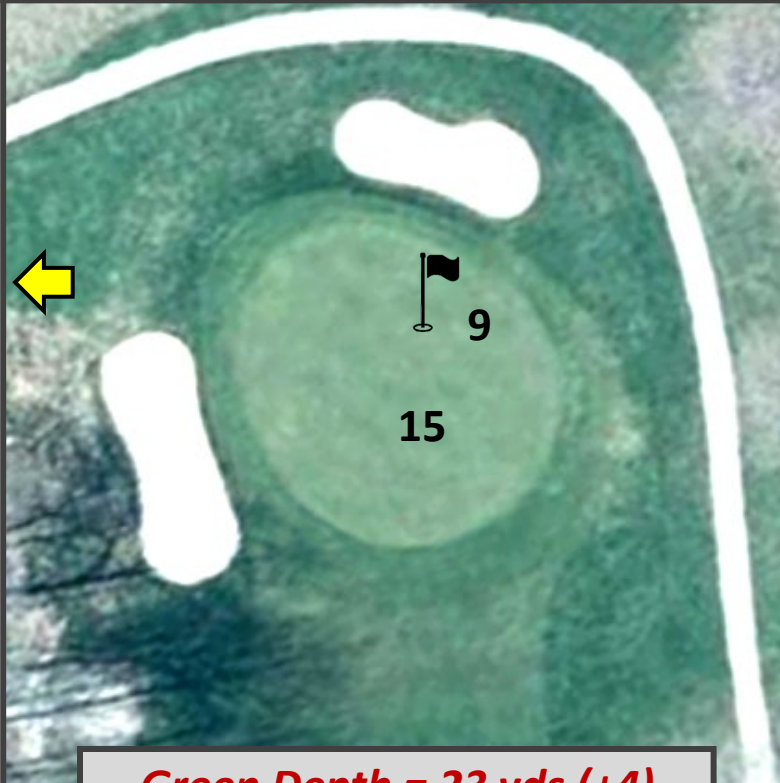


**MAZDA**

# Legacy Ridge Golf Club

## Hole #3 (Par 4)

CH	A	B	ONS	C	R
398	384	384	384	315	315



**Green Depth = 23 yds (+4)**

### Timber Alley

*It won't take long to see where the naming of this hole came from. Playing down a hallway of trees, a tee shot finding the left side of the fairway will give you the best angle for your approach. If you are going to miss somewhere coming into this green, short is best. The opening at the front of this green allows for shots to run up and makes for easier chips and pitches. A Par on this hole is a great score!*



*Half Moon*

JAMAICA

# Legacy Ridge Golf Club

## Hole #4 (Par 4)

CH	A	B	ONS	C	R
345	345	345	345	325	325



**Green Depth = 26 yds (-5)**

### Corset Cut

*You will be faced with a difficult tee shot to get this hole started, setting you up for either success or failure. A drive down the left side will introduce you to a towering pine that will interfere with your second shot. The green on Corset Cut is one of the trickiest on the course, so favour the left side of the putting surface. The left to right sloping green and a lower tier will want to drag your golf ball away from left pin locations!*



Michelob **ULTRA**

# Legacy Ridge Golf Club

## Hole #5 (Par 5)

CH	A	B	ONS	C	R
497	497	483	483	483	483



**Green Depth = 29 yds (+1)**

### Georgian View

*A tee shot down the right side is the safest route. Flirt with the left side, and this could spell T-R-O-U-B-L-E. It would be best if you negotiated a gulley that runs 100 yards from the green for your second shot. A decision must also be made to lay up short or carry it. A tricky, undulating green will make it challenging to hole putts. Enjoy the views!*



● Front of Tee

● Back of Tee



**TaylorMade**

# Legacy Ridge Golf Club

## Hole #6 (Par 4)

CH	A	B	ONS	C	R
337	337	325	325	325	325



**Green Depth = 25 yds (-1)**

### Westward Ho

*Once again, a tee shot down the right side is ideal. Your second shot will be tricky, as this green presents a small landing area for you to putt from. A good portion of this green (short and left) is extremely sloped and will force your ball to roll off the putting surface ... creating a challenging chip or putt.*



**MAZDA**

# Legacy Ridge Golf Club

## Hole #7 (Par 4)

CH	A	B	ONS	C	R
383	383	330	330	330	330



**Green Depth = 22 yds (-5)**

### *Bridge of Sighs*

*Accuracy off the tee is at a premium on this intimidating hole. Choose a club that gives you confidence because “out of bounds” lurks down the right side. The green is small and slopes front to back. Landing the ball a little short is ideal for your second shot. It should roll up and hopefully give you a look at making a birdie.*



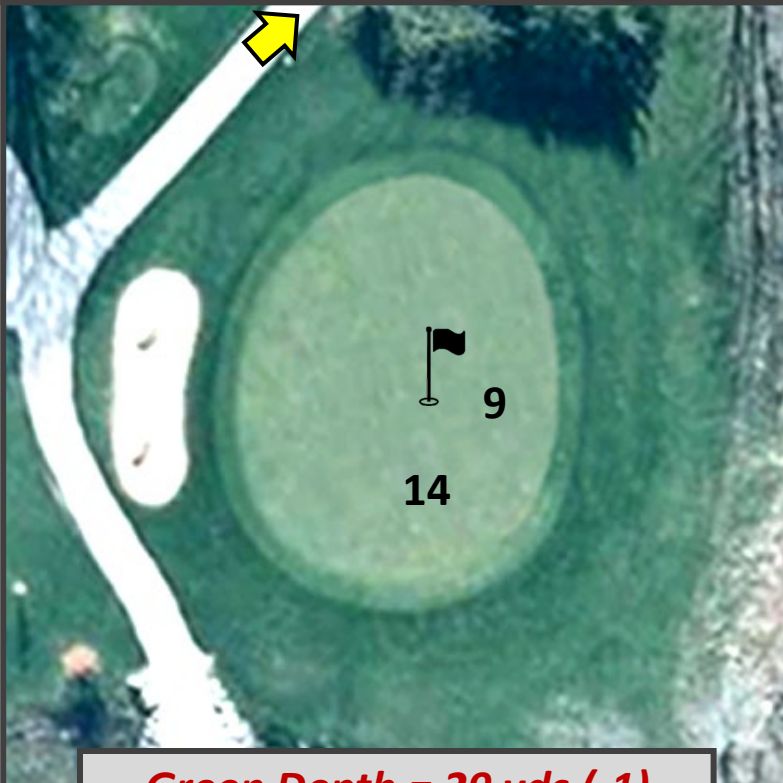
*Half Moon*

JAMAICA

# Legacy Ridge Golf Club

## Hole #8 (Par 3)

CH	A	B	ONS	C	R
123	123	123	123	123	123



**Green Depth = 29 yds (-1)**

### Devil's Drop

*Get careless, and this "Little Devil" will punish you severely. The elevated tee makes it play shorter than the yardage, and wind can wreak havoc on your ball flight. Choose the right club, know the wind, and swing with confidence. You will then walk away feeling like an angel on this devilish little hole.*



*Michelob* **ULTRA**

# Legacy Ridge Golf Club

## Hole #9 (Par 4)

CH	A	B	ONS	C	R
310	310	310	310	297	297



**Green Depth = 24 yds (+6)**

### Legate's Gulley

*A tee shot down the right side will be perfect. Avoid steering Your ball left toward the base of the ridge, as a side-hill lie, and overhanging branches will make hitting the green very difficult. Stanley's well-placed greenside bunker is ready to swallow any mishit approaches. Make Par or Birdie here, and cold beverages at the Halfway House will taste that much better!*



# Legacy Ridge Golf Club

Hole #10 (Par 4)

CH	A	B	ONS	C	R
400	387	340	340	340	340



11  
6

**Green Depth = 18 yds (-3)**

## *Lasting Legacy*

*This is a demanding Par 4 to reach in two for many golfers. The drive must be straight and long to leave you with a good chance of hitting the green. The second shot must be well hit to avoid the two yawning bunkers. With any luck, you will be left with an uphill putt. A four is a great score here!*



● Front of Tee

● Back of Tee

**MAZDA**

# Legacy Ridge Golf Club

## Hole #11 (Par 4)

CH	A	B	ONS	C	R
385	385	365	365	365	365



**Green Depth = 33 yds (+8)**

### *Fiddler's Elbow*

*The key here is to try and get your tee shot out past the corner to approach the green directly. The fun doesn't stop there; your next shot is straight uphill to a very deep green. Remember to take an extra club or two.*

*The pin location can also be a significant factor in club selection, and it's not uncommon to face one of your longest putts of the day on this green.*



*Half Moon*

JAMAICA

# Legacy Ridge Golf Club

## Hole #12 (Par 3)

CH	A	B	ONS	C	R
120	120	120	120	120	120



**Green Depth = 30 yds (-2)**

### *Gone Fishing*


*Over the years, numerous golfers have thrown their golf balls into the pond, giving this place its name. To achieve a positive outcome, this short Par 3 necessitates the correct club selection and a decent swing. Keep an eye on the wind, as it can sometimes be unpredictable.*



# Legacy Ridge Golf Club

## Hole #13 (Par 4)

CH	A	B	ONS	C	R
420	420	370	370	370	370



**Green Depth = 38 yds (+11)**

### Sunset Mile

*This is one of the most challenging holes on the course due to its length. Making it worse, it is often played into the wind. A nice, solid draw for a right-hander is ideal. Your approach shot will be hit to the largest green on the course, guarded nicely by two big bunkers waiting to gobble up errant shots. This is another hole where you may have a long first putt.*



# Legacy Ridge Golf Club

## Hole #14 (Par 3)

CH	A	B	ONS	C	R
177	165	165	165	135	135



**Green Depth = 39 yds (-12)**

### Windjammer

*This Par 3 is considered by many to be the most challenging of the five. Choosing the right club can differ by up to three or four depending on the position of the pin and the wind. As you stand on the tee and assess your approach, you'll notice a sizable bunker on the front left. Missing the green to the right is equally tricky and will require a skillful Par Save.*



# Legacy Ridge Golf Club

## Hole #15 (Par 4)

CH	A	B	ONS	C	R
368	368	354	354	354	354



**Green Depth = 32 yds (+4)**

### *Spruce Alley*

*You can easily guess how it got its name from the spruce tree-lined hole. A precise tee shot will set you up for a good angle to aim for the pin.*

*As you approach the green, leave your shot below the hole since the green slopes steeply from back to front. Once you finish this hole, it's time for the trek home.*



● Front of Tee

● Back of Tee



*Half Moon*

JAMAICA

# Legacy Ridge Golf Club

## Hole #16 (Par 5)

CH	A	B	ONS	C	R
555	540	475	475	475	475



**Green Depth = 27 yds (+3)**

### Home Run

*What you see is what you get. This hole is straight away. You must hit one out of the park to get home in two on this brute of a Par 5. Out of bounds down the right side is this hole's biggest defence and will ruin many good rounds. Birdie is a great score. Par is a good score. Bogeys and higher are not uncommon.*



○ 205 253 282

● Back of Tee

● Front of Tee

● Back of Tee



Michelob **ULTRA**

# Legacy Ridge Golf Club

## Hole #17 (Par 3)

CH	A	B	ONS	C	R
166	166	166	166	166	166



**Green Depth = 27 yds (+2)**

### Perfect Picture

*Enjoy the view but maintain focus. This stunning Par 3 slopes downhill and often plays downwind. Using a club that is less than your usual selection from this distance is not uncommon.*

*No single cumulative total is available, but the 17th hole is a known spot for holes-in-one!*

***This is the GTA Am Tour Hole In One Competition!***



# Legacy Ridge Golf Club

## Hole #18 (Par 5)

CH	A	B	ONS	C	R
519	483	483	483	470	470



**Green Depth = 28 yds (-5)**

### Homeward Bound

*The 19th hole awaits! Our final hole is one of your best birdie chances. You could be on this green or very close with two good shots. Your drive should be in the fairway to make this a reality, so target your drive at the Turf Care Centre. A trap on the front right and trees on the left guard the green. If you avoid these perils, a Birdie putt is likely. Try not to get distracted by the chatter from the patio!*



209 274  
202 267

● Front of Tee

● Back of Tee



Follow



@GTAAMTOUR

Join



@GTAAMTOUR

Subscribe



@GTAAMATEURTOUR

