

King's Riding Golf Club is Pleased to Presents The PUMA Alphacat Open, the 13th event of the ~ ORDER of MERIT ~ RACE TO THE TOUR CHAMPIONSHIP!





PUMA ALPHACAT OPEN

King's Riding Golf Club

Tuesday, July 5, 2022

NOTICE TO COMPETITORS

This information supplements the 2022 Local Rules and Terms of Conditions for the GTA AM Tour. The current issue of the Golf Canada Rules of Golf govern play. **Any rules on the host club scorecard do not apply. Penalty for breach of a Local Rule is the general penalty, unless otherwise noted.**

1. **OUT OF BOUNDS (Rule 18.2):** Defined by the line between the course-side points at ground level of white lines, dots or stakes and fence posts defining out of bounds. A ball is out of bounds when it is beyond any wall defining the boundary of the course. A ball coming to rest on or beyond a road defined as Out of Bounds is Out of Bounds, even though it may lie on another part of the Course that is in bounds for other holes.
2. **HOST CLUB DROP ZONES ARE NOT AVAILABLE:** Any Drop Zone available at this event will be indicated by a GTA AM Tour sign.
3. **PENALTY AREAS (Rule 17):** Red and yellow lines define the edge of the penalty area. Where penalty areas are not marked with lines, the change in the height of the grass defines the edge of the penalty area. Where there is no change in the height of the grass, the penalty area is defined by its natural boundaries. Unmarked penalty areas are red penalty areas.

DROP ZONES AVAILABLE:

HOLE #2: For a ball that enters the penalty area in front of the green, another ball may be put in play using Rule 17.1d, or *as an additional option may use the Drop Zone* located on the forward tee deck.

HOLE #6: For a ball that enters the penalty area before the fairway, another ball may be put in play using Rule 17.1d, or *as an additional option may use the Drop Zone* located on the forward tee deck.

HOLE #16: For a ball that enters the penalty area in front of the green, another ball may be put in play using Rule 17.1d, or *as an additional option may use the Drop Zone* located on the forward tee deck.

4. **OBSTRUCTIONS AND GROUND UNDER REPAIR (Rule 16.1 applies):** Any areas of ground under repair will be marked or noted.

How To Use This Guide



Green Depth = 32 yds

The image above illustrates the green complex (aligned to the most likely angle of approach) with the approximate flag location for the event. Also shown is the green depth in yards (measured straight, from the centre of the fairway, along the most likely angle of approach). Note: your specific angle of approach will determine the actual green depth along your line of play and may be different than indicated.

This text box provides pro tips and general information about the hole.

The hole image on the right indicates distances from spots in the teeing ground (●●●) to various locations in the landing area (○). The distance text is colour-coded to match the teeing ground spots. The actual tee marker positions will vary, but differences can be quickly paced off or estimated. Standard 100 ●, 150 ○ and 200 ● yard markers (to the centre of the green) may also be shown.


The chart below shows the event yardages for the hole for each flight.



| CH | A | B | ONS | C | REC |
|-----|-----|-----|-----|-----|-----|
| 342 | 342 | 331 | 331 | 320 | 320 |



King's Riding - Hole #1 (Par 4)



Green Depth = 27 yds

Welcome to the opening hole at King's Riding, a dogleg left from a slightly elevated tee overlooking a left-to-right sloping fairway.

The ideal line is down the left centre of the fairway to allow the slope of the terrain to leave your ball right of the 150 marker. This will leave an unobstructed approach to the slightly elevated green. The green slopes left to right, and the bunkers are deep, so if you want to start your round with a Birdie, take dead aim at this middle pin position!



| CH | A | B | ONS | C | REC |
|-----|-----|-----|-----|-----|-----|
| 392 | 375 | 375 | 375 | 350 | 350 |



King's Riding - Hole #2 (Par 3)



Green Depth = 34 yds


The 2nd hole at King's Riding is arguably the most picturesque hole on the course. With danger lurking to the right and playing a half club less, make sure to choose the correct club and find the putting surface. You can bail out left and still get a kick onto the green but missing too far left on the hill means a difficult up and down. The green here is receptive and slopes back to front, so finding the green will give you a real Birdie chance.



| CH | A | B | ONS | C | REC |
|-----|-----|-----|-----|-----|-----|
| 188 | 166 | 143 | 143 | 143 | 143 |



King's Riding - Hole #3 (Par 4)



Green Depth = 32 yds


The 3rd is a short Par 4, usually playing into the prevailing wind. The hole allows you to drive it as far as possible with enough room right for even the most crooked players. The fairway bunkers are very deep and will cost you one shot, so avoid them at all costs. The approach shot plays 7 yards uphill, so ensure you take enough club. The left bunkers are no bargain to save Par, and the green slopes steeply back to front, so going long could lead to chipping or putting it off the green!



| CH | A | B | ONS | C | REC |
|-----|-----|-----|-----|-----|-----|
| 335 | 335 | 335 | 335 | 310 | 310 |



King's Riding - Hole #4 (Par 4)



Green Depth = 22 yds

Every course needs a reachable Par 4, and this one is a love or hate relationship. With a myriad of options off the slightly elevated tee and a small green with plenty of slope, this hole will produce Birdies and Bogeys alike. If the hole is downwind, carrying the right fairway bunkers will either reach the green or leave an easy chip for Eagle. If you lay back off the tee, a short wedge shot awaits, but if you find any fairway bunkers, it may take more than one stroke to get out!



| CH | A | B | ONS | C | REC |
|-----|-----|-----|-----|-----|-----|
| 335 | 335 | 328 | 328 | 298 | 298 |



King's Riding - Hole #5 (Par 3)



Green Depth = 21 yds


The 5th hole is a short downhill Par 3 playing ~ 15 yards less than indicated. Often playing downwind, players might find the rear bunker behind the green, which will be tricky if you are short-sided. There is more room left than you can see from the tee and the green slopes left to right and back to front. You should be able to walk away with a Par here, but if you are careless, you might be putting anything from a bogey to an other on your card!



| CH | A | B | ONS | C | REC |
|-----|-----|-----|-----|-----|-----|
| 121 | 121 | 121 | 121 | 121 | 121 |



King's Riding - Hole #6 (Par 4)



Green Depth = 28 yds

The 6th hole is the first of many demanding tee shots that await you at King's Riding. With a marsh area to carry, pay attention to the yardages on the guide and shoot for the fat part of the fairway. There is more space than it appears off the tee, but don't get greedy, or you could end up with a monster number. The approach plays a club uphill to a right to left sloping green, so if you are left of the pin, you will have an uphill Birdie putt. Get your Par and move on to gain a stroke on the field.



| CH | A | B | ONS | C | REC |
|-----|-----|-----|-----|-----|-----|
| 334 | 320 | 292 | 292 | 292 | 292 |



King's Riding - Hole #7 (Par 4)



Green Depth = 34 yds




The 7th hole is a medium-length Par 4 that angles slightly to the left, protected by a large pond on the entire left side. The tee shot plays downhill about 11 yards to a right to left sloping fairway with more room right than it appears from the tee. The ideal tee shot is just short of the fairway bunker, leaving a great angle to the back left pin. The greenside bunkers look worse than they are, but they are much better than water, and you can still save Par.

| CH | A | B | ONS | C | REC |
|-----|-----|-----|-----|-----|-----|
| 350 | 350 | 331 | 331 | 315 | 315 |



King's Riding - Hole #8 (Par 4)



Green Depth = 27 yds


The 8th hole begs to be plucked. Take out the driver and let the big dog eat; however, beware of the hidden fescue splitting the 8th and 9th fairways. Once you track down your ball, the approach plays a half club uphill to a green sloped from left to right and back to front. Missing long or left will mean a very touchy chip, but leaving the ball too far short could mean finding the false front and rolling back 30 yards. Par is a good score, but many a Birdie will be made here, so don't count on a skin on #8.



| CH | A | B | ONS | C | REC |
|-----|-----|-----|-----|-----|-----|
| 412 | 412 | 395 | 395 | 355 | 355 |



King's Riding - Hole #9 (Par 5)



Green Depth = 23 yds

The 9th Hole is the 1st Par 5 at King's Riding, the 1st of back-to-back Par 5's, and arguably the most scenic from the highest point on the property. This short downhill Par 5 will find most players going for this green in two if they avoid one of the many deep fairway bunkers. If you are forced to layup, the ideal layup is just past the 100-yard marker for a chance at a level lie. Once you reach the green, the green is shallow and sloped left to right. How many Eagles do you think will be made per flight today?!



| CH | A | B | ONS | C | REC |
|-----|-----|-----|-----|-----|-----|
| 476 | 476 | 456 | 456 | 456 | 456 |





MEET THE ALPHA



PROADAPT ALPHACAT

King's Riding - Hole #10 (Par 5)



Green Depth = 28 yds

The 2nd of back-to-back Par 5's is a short uphill Par 5 that plays longer than the indicated yardage. With a large waste bunker down the left side, the ideal shot is right centre, staying short of the right fairway bunker. This will leave longer hitters the chance to reach the green; however, the green is very shallow and is blind on the left side, sloping away from the player. If you do layup, then playing to 75 yards will take the deep bunkers out of play. The hole can yield some Birdies but might leave you scratching your head with a 6 or more!



| CH | A | B | ONS | C | REC |
|-----|-----|-----|-----|-----|-----|
| 465 | 465 | 452 | 452 | 434 | 434 |



King's Riding - Hole #11 (Par 4)



Green Depth = 21 yds

This short Par 4 will be difficult to love or hate. With a severe right to left sloping fairway, you must hug the right side to avoid crossing the cart path down the left side and into the penalty area. If you find the fairway and gain some extra yards, an approach over a creek to a right pin awaits. If you miss the green, there is more room left than you can see, giving you the chance to save Par. Don't get greedy; keeping it in play must be your primary focus.



● Back of Tee

● Back of Tee

| CH | A | B | ONS | C | REC |
|-----|-----|-----|-----|-----|-----|
| 365 | 365 | 346 | 346 | 346 | 346 |



King's Riding - Hole #12 (Par 3)



Green Depth = 27 yds


The 12th hole is a short Par 3 with a severe drop off the right side and out of bounds behind the green. You are slightly protected on this tee from the wind, so if it's breezy, make sure you know its strength and choose wisely. Aim at the centre of the green, and you will have a makeable putt to this back pin. If you miss the green, short is best, even if you find the bunkers.



| CH | A | B | ONS | C | REC |
|-----|-----|-----|-----|-----|-----|
| 140 | 140 | 140 | 140 | 123 | 123 |



King's Riding - Hole #13 (Par 4)



Green Depth = 30 yds

Lucky 13 is a straight, tight, medium-length Par 4 with little margin for error. With out of bounds the entire left side and no room to bail out right, the key to this hole is accuracy off the tee. After you find the fairway, you will face an approach to a narrow green. If you see a front pin, members play this shot a club less, in which a small mound will kick the ball onto the putting surface. Stay out of trouble on this hole and be rewarded with your Par and run to #14!



● Back of Tee


● Back of Tee

● Back of Tee

| CH | A | B | ONS | C | REC |
|-----|-----|-----|-----|-----|-----|
| 396 | 380 | 380 | 380 | 355 | 355 |

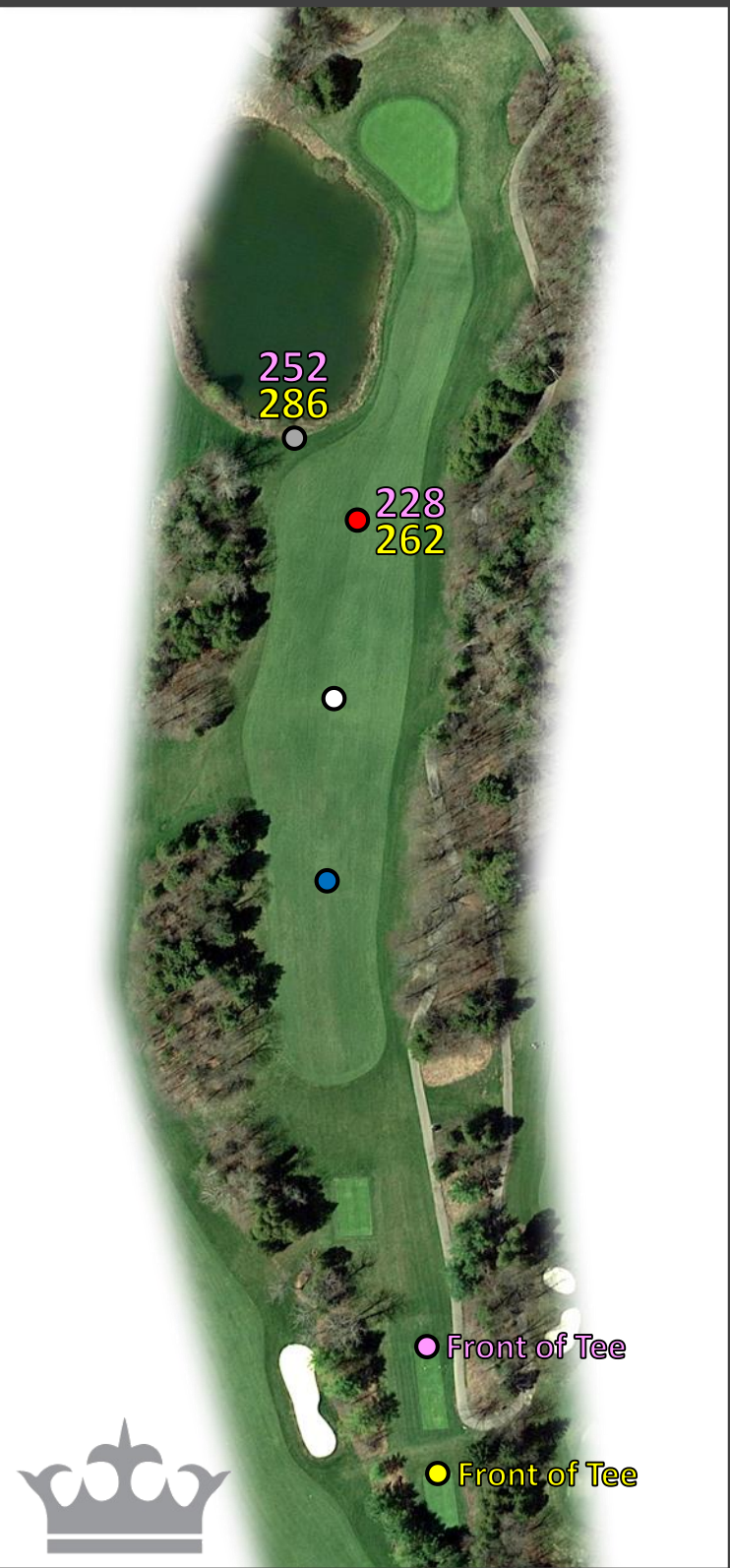


King's Riding - Hole #14 (Par 4)



Green Depth = 28 yds

Heading west, you might find the prevailing wind into your face, making this hole play longer than advertised. This tee shot also has little margin for error, and hitting it straight is required. Check the guide for the yardage to stay short of the hidden pond, so only a wedge is necessary to hit into this receptive green. There is a small ridge bisecting this green, so finding the correct tier and making your putt could put some cash in your pocket!



| CH | A | B | ONS | C | REC |
|-----|-----|-----|-----|-----|-----|
| 371 | 346 | 346 | 346 | 346 | 346 |



King's Riding - Hole #15 (Par 5)



Green Depth = 32 yds

The 15th hole is your final Par 5 at King's Riding. This narrow beast of a hole stretches over 550 yards and bends slightly to the left. Only the brave (or stupid) will go for this green in two, as water lurks short and left of the green. The ideal play is to layup no closer than 100 yards but stay down the left side to avoid a large pine obstructing a right-side approach. If you miss the green, then miss it right, as a small collection area offers the chance for you to save your Par.



○ 182 252
273

● Back of Tee

● Back of Tee

● Back of Tee



| CH | A | B | ONS | C | REC |
|-----|-----|-----|-----|-----|-----|
| 569 | 538 | 538 | 538 | 477 | 477 |



King's Riding - Hole #16 (Par 3)



Green Depth = 26 yds

The final short hole plays over a pond to a relatively flat green. The key to buying drinks after your rounds is knowing the wind, as the tee is sheltered by large trees where swirling winds can cause havoc with your ball.

The green is protected on all sides by trouble, so the middle of the green will leave you an uphill putt to the back pin. Birdies can be made, but will you be the one to card an ACE?

This is the GTA AM Tour Hole In One Competition!



159
177

133
151


● Back of Tee

● Back of Tee

| CH | A | B | ONS | C | REC |
|-----|-----|-----|-----|-----|-----|
| 165 | 165 | 165 | 165 | 165 | 165 |



King's Riding - Hole #17 (Par 4)



Green Depth = 28 yds

The 17th hole is one of the more challenging holes at King's Riding. If you want to make Birdie, you must be long and accurate off the tee and make a precise approach shot. If you leave your ball right of the 150-yard marker, you will have a blind shot to a blind green, usually leading to a significant number. If you find the left side of this fairway, you still face an approach to a blind green, so trust your yardage and pin sheet if you want to escape with a Par. Par is an excellent score!



| CH | A | B | ONS | C | REC |
|-----|-----|-----|-----|-----|-----|
| 407 | 377 | 377 | 377 | 318 | 318 |

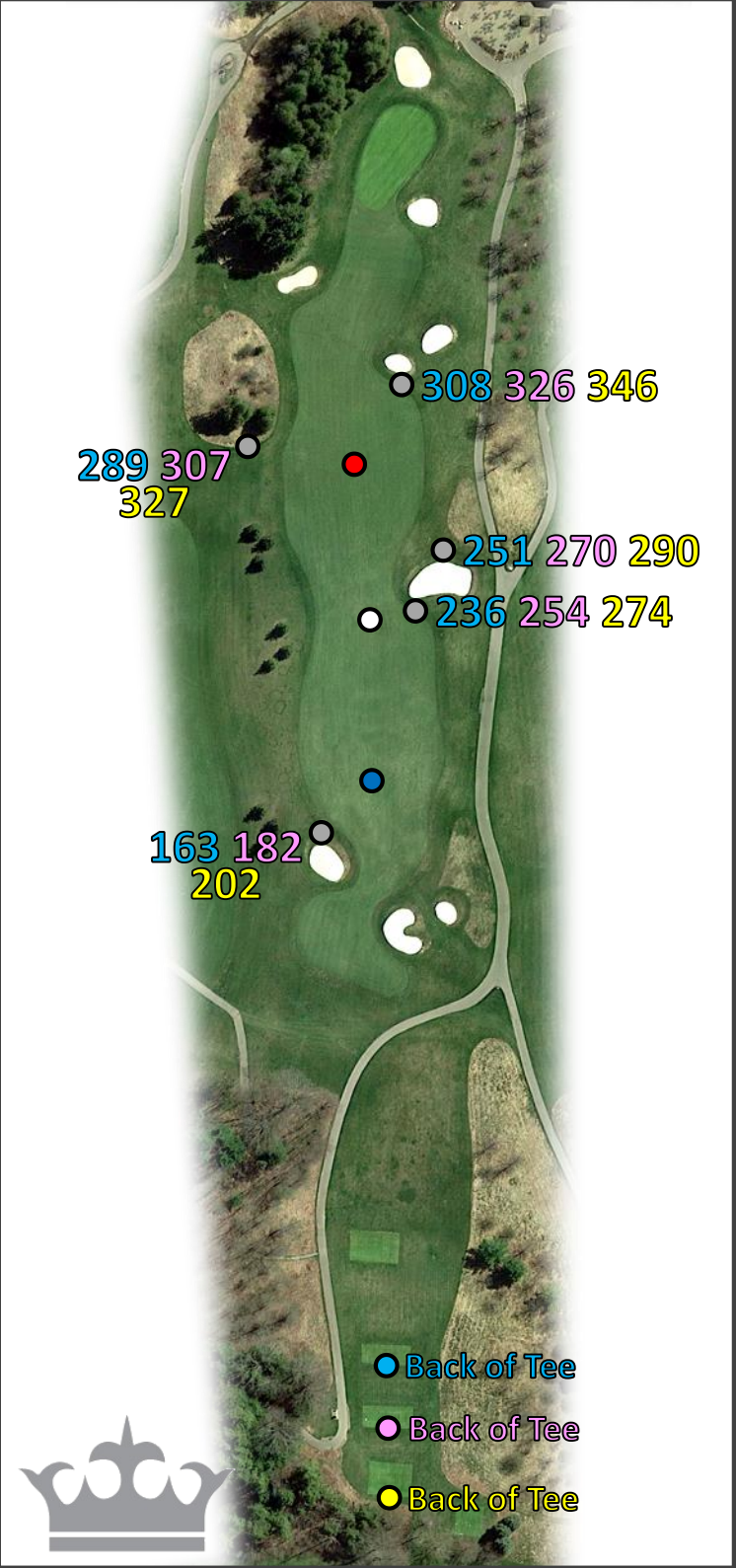


King's Riding - Hole #18 (Par 4)



Green Depth = 32 yds

You end your day with the longest Par 4 at King's Riding; however, the tee shot is wide open, where you can take the driver out one last time! Beware of some gnarly fescue down the entire left side and favour your miss to the right. Avoid the sand off the tee at all costs, and you will have a good look at the front pin. With the green sloping right to left, you have the chance to hit it stone dead with your fellow players watching from the Patio. Maybe someone will toss in an Eagle today. Will it be you?



| CH | A | B | ONS | C | REC |
|-----|-----|-----|-----|-----|-----|
| 422 | 422 | 393 | 393 | 374 | 374 |

