



*PROUDLY PRESENT THE 2020  
HUAWEI CHALLENGE @  
THE COUNTRY CLUB (WEST)*



**HUAWEI P40 Series | 5G**

CO-ENGINEERED WITH 

**Visionary Photography**

Ultra Vision Leica Penta Camera | 100x SuperZoom Array\*



© Huawei Technologies Co., Ltd. 2020. All rights reserved. \*Subject to availability. For more information, please visit huawei.com

*THE COUNTRY CLUB (WEST) COURSE GUIDE  
SPECIAL THANKS TO DAVID TOLLEFSON!*



# COVID-19

## RESPONSE PLAN

During the COVID-19 period, the GTA AM TOUR has prepared this document for the purpose of distribution to all players, staff, and host facilities to advocate the measures to be followed from the Provincial Government, Health Officials and Regional Authorities.

All measures are specific to our events, taking into consideration the recommendations from authorities noted above. The GTA AM Tour will follow all guidelines put forth by all levels of government and health officials and will ensure a clear line of communication with each host facility to ensure the safe conduct of everyone while on site.

### RESPECT FOR HOST FACILITIES / STAFF / FELLOW TOUR PLAYERS

It is tremendously important that all GTA AM Tour staff and competitors respect everyone who is a part of the event as well as respecting host golf clubs. As everyone knows, it is an honor to play these amazing golf courses and it is our job, as the community that is the GTA Am Tour, to respect everyone who is present that day. It is the goal of the GTA AM Tour to create a fun yet competitive environment for everyone.

### GTA AM TOUR PLAYERS

As it is likely that each host facility will have difference COVID-19 guidance, we will need to take that into consideration and be sure to share all this information with Tour players.

The following safety measures and procedures have been put into place to ensure everyone is safe and healthy this season, while playing on The GTA AM Tour.

### ELIGIBILITY / NON-ELIGIBILITY (DURING COVID-19)

Players will be ineligible to play GTA AM TOUR events if they fall into one or more of the following categories:

1. If they are experiencing symptoms related to COVID-19. Please click [here](#) to take the self-assessment test.
2. Have tested positive for COVID-19 and not yet recovered.
3. If someone they have been in contact with, within the past 14 days, has tested positive for COVID-19.

### REGISTRATION

For all 2020 events, players will continue to receive a tee time email within 3 days of each event. This email will provide details on additional measures that are not covered below.

### BEFORE YOU ARRIVE AT THE COURSE

All materials typically handed out at GTA AM Tour events will be eliminated. This will include, but is not limited to, Notice to Competitors, Pin Location Sheet, Official Scorecards. Players can access all necessary documents

from the event information page” linked to each event. Players will be able to print their own scorecards, from their dashboard once the tee times have been sent (typically 3-4 days prior).

1. We will indicate, in the tee time email, food & beverage services that will be available. It is your responsibility to prepare for the day, based on these guidelines.
2. We will indicate, in the tee time email, if the practice facilities are open and related protocols.
3. Please pack your own food & drink in case the clubhouse does not offer window service.
4. Water Coolers will NOT be available at events.
5. Until further notice, no caddies or spectators will be allowed at GTA AM Tour events.

### **REGISTRATION AT THE COURSE**

1. As you approach the parking lot of the host facility, you will be met by a greeter from the host facility (GTA AM Tour will provide one if host club does not). This person will provide you with VERY EXPLICIT instructions on how to proceed. The greeter will confirm your tee time and make sure that you have arrived at the designated time, as instructed in the tee-time email
2. At your first event, immediately upon arrival, please check in at registration to pick up your Tour Sponsor Gift Bag. Physical distancing measures will be in place, at the registration area, and must be followed.
3. After your first event, you will continue to physically check-in at registration
4. Please look for markers on the ground, at registration, to facilitate safe distancing from GTA AM Tour staff and fellow Tour players
5. Hole in one challenge and any other on-course games will be suspended until further notice

### **MOBILE SCORING**

1. We will be utilizing The GTA AM Tour’s Live Scoring. One player, per group, will be designated to keep scores for all players in their group. Players should also keep their own scores, either on a mobile device or on a GTA AM Tour scorecard, printed from their dashboard.
2. The starter will assign markers/attestors for everyone in the group. It will be your responsibility to check scores after each hole.
3. The Live Scoring marker, for the threesome/group, will be provided with the login password at the first tee. Login password will also be provided on the GTA AM Tour scorecards. To prepare to keep score, the website URL for Live Scoring is: <https://gtaamtour.com/scoring>

### **ON THE COURSE**

1. Until further notice, no caddies or spectators will be permitted at GTA AM TOUR events.
2. The Tour will continue to tee players off the first tee in threesomes, every 10 minutes, unless further guidelines have been handed down from governmental bodies or host clubs.
3. No handshaking or elbow bumping is permitted; simply say “Thank You” at the end of your round.
4. Players must always maintain a physical distance of at least 6 feet from everyone.
5. Bring hand sanitizer and use as often as you can, especially before and after using any washrooms.
6. Rakes have been removed from all bunkers, unless otherwise noted from host clubs. If rakes are not present, players must repair footprints, using their feet to smooth the sand. The GTA AM Tour will enforce a preferred lies policy in bunkers: Players will be entitled to mark their ball, smooth the area, and place the ball within 12” of the original location of the ball, no closer to the hole.
7. The flagstick will always remain in the hole. The Tour will be utilizing a new and safe product ([Bottoms Up Golf](#)), designed by Tour player Mike Hubbs. **DO NOT REMOVE THE FLAG.**
8. All players will be encouraged to walk at each event, however motorized carts will be available.

9. If you use a motorized golf cart, only one player per cart will be permitted. Although host clubs will have sanitation protocols in place for carts, all players will be required to wipe down all surfaces within and outside the cart, after use. **PLAYERS WILL NOT BE ABLE TO PRE-BOOK CARTS; YOU MUST DO SO UPON ARRIVAL. CART AVAILABILITY WILL BE BASED ON A FIRST COME, FIRST SERVE BASIS**
10. As more host facilities move into phases 2 and 3 of COVID-19 protocols, some facilities may choose to implement plastic or plexiglass cart dividers, allowing two players to share a cart. Beside occupying divided carts, players must continue to physically distance themselves, throughout the round.

### **AFTER YOUR ROUND**

A Tour scoring area will be established, using physical distancing measures. Players will be requested to read their scores aloud to THE GTA AM TOUR Scoring Team for verification. Scoring will be final, once you have left the scoring area.

There will be no playoffs. Winners will be determined by card-matching.

### **POST EVENT AND PRIZING**

All per-event prizing will be emailed to winners, after competitions are closed; typically, the day following the competition.

**PLAYERS WHO DO NOT ADHERE TO THE ABOVE OPERATIONAL PROCEDURES, WILL NOT BE ALLOWED TO PLAY ANY FUTURE GTA AM TOUR EVENTS.**

### **OTHER GUIDELINES TO PLAYERS**

1. Arrival times and check-in policy will be indicated on the tee time email, prior to each event. This email will cover the following information:
  - a. What time players can arrive on site (based on tee time)
  - b. Availability of practice facilities (Driving Range, Putting Green, Short Game Area)
2. Players must prepare for their rounds at their vehicles. All outside golf services will be closed to eliminate touch points.
- 3.

### **GTA AM TOUR TEAM MEMBERS (STAFF)**

The main objective this operational plan is to ensure the health and safety of everyone during our events. All GTA AM Tour staff will be notified, prior to each event, as to the current protocols relating to COVID-19. The Tour will require a declaration, from each staff member, that they are ready, willing, and able to assist in the execution of the event. Each staff member must ensure that they are healthy and, to the best of their abilities declare that they are symptom free.

If any staff member shares information with the GTA AM Tour that could result in the potential contact with COVID-19, they will be asked to refrain from participating in the events.

If any staff member declares or presents any COVID-19 related symptoms, they will not be allowed to attend events and will be encouraged to seek medical assistance, either through the Ontario Health website or through their local physician.

## 1. Guidelines for GTA AM Tour Staff while at events

- a. The main priority of the Tour team members will be to ensure the following:
  - i. Maintain physical distancing (minimum 6 feet)
  - ii. Wash hands regularly
  - iii. Disinfect equipment to be used for the day
- b. At each event, tour team members will be given the following:
  - i. Mask
  - ii. Gloves
  - iii. Hand Sanitizer
  - iv. Disinfectant Wipes or Cleaner
- c. Once assigned a golf cart, Tour team members will thoroughly clean all cart surfaces, before and after use
- d. Items typically given out at each event will be left with the Tour team member for the duration of the season. These items include, but are not limited, to the following:
  - i. Clipboard
    1. All items typically printed (Tee Sheet, Time Par Sheet) will be emailed to each staff member. Staff members will be required to print these emailed items for each event:
  - ii. Cart Sign
  - iii. Radio, Headset, Antenna, Charging Station, Power Cord
  - iv. Spotter Flags
  - v. Airhorn

## **GTA AM Tour Event Protocols**

The GTA AM Tour is used to executing events at an extremely high level. With the goal to eliminate the amount of touch points for Tour team members and players, adjustments will need to be made. Below is a model of what the GTA AM Tour will execute at each event.

1. Placement of roadside welcome banner \*Based on Host Club's approval
2. Placement of all sponsor banners (Approximately 30) \*Based on Host Club's approval.
3. Removal of all items on the first tee, other than the following:
  - a. GTA AM Tour Tent
  - b. Tent Stakes
  - c. 6ft Table
  - d. Cones on teeing area to indicate distance needed between players
  - e. Event sponsor banner
  - f. GTA AM Tour banner
4. Registration Protocols:
  - a. Use of trailer as main registration area

- b. Set up 10x10 tent outside doors of trailer
  - c. Set up two 6' tables at outside edges of tent to encourage physical distancing
  - d. Place cones on ground for players to stand at while waiting to register
  - e. At players first event, sponsor gift bags will be handed out to players
5. Removal of all items at prize ceremony (Media Wall, TV, Tables, Prizing, Trophies)
6. Cancellation of organizationally run skins game (Player run skins game available)
7. Cancellation of closest to the pin
8. The following on course measures will be taken:
  - a. Continue to set-up GTA AM Tour Flagsticks with Bottom's Up safe ball removal system
  - b. Continue to set-up GTA AM Tour Tee Markers (Black, Gold, Blue, White) and directional signs. These items will be sanitized before and after each event.
  - c. Removal of GTA AM Tour Water Coolers
9. The following adjustment will be made to the competition material handed out to players at each event:
  - a. Notice to competitors and pin sheets will be available from event information page on website
  - b. Live Scoring will continue to be used, and players will use their own mobile devices or scorecards that they will print off from their "dashboard" prior to each event.
  - c. Scoring procedures will be verbal after the round in the presence of a GTA AM Tour Official.

## **Inclement Weather**

Because there is no area of shelter that will be able to provide a safe practice of physical distancing, any event where the lightning detection system or air horns are used, all players must return to their vehicles and await further instructions.

Players will be notified of a return to play either in person or by phone, email, text message.

If the players cannot go back on to the golf course, the following measures will take place:

If an entire flight that has finished 18 holes, a winner will be awarded for that flight.

If an entire flight has finished 9 holes, but not 18 holes, there will be a winner awarded for that flight.

If the entire flight has not completed 9 holes, the event will be cancelled for that flight.

# THE COUNTRY CLUB (WEST) - HOLE #1 (PAR 4)



The opening hole is a difficult Par 4 where you can feel really good about a Par. The hole is a Dogleg left from an elevated tee with an ideal tee shot right centre to avoid all the trouble that can beset you on the left. Your approach to the green can be tricky to a green sloped heavily right to left. With trouble left, right, and long, missing short is your best bet if you miss the green.

*THIS HOLE WILL TEST YOU!*

FLIGHT	YARDS	F A I R D O F T H E R E	SHORT GRASS	C A R R Y T H E	BOMBS AWAY
CH	435		267		295
A	435		267		295
B	365		205		233
ONS	365		205		233
C	365		205		233
REC	365		205		233



*GREEN DEPTH = 37*



**HUAWEI**

# THE COUNTRY CLUB (WEST) - HOLE #2 (PAR 4)



**Pretty straight forward Par 4 with O.B. lurking down the entire right side. You can see everything in front of you, but avoiding the fairway bunker is key to hitting this green in regulation. Your approach shot always plays a bit longer than what you think, so take an extra club!**

***MORE UPHILL  
THAN IT APPEARS!***

FLIGHT	YARDS		SAFE PLAY		BOMBS AWAY
CH	424	RIGHT BUNKER	264	RIGHT BUNKER	287
A	397		237		260
B	397		237		260
ONS	397		237		260
C	347		187		220
REC	347		187		220



***GREEN DEPTH = 29***



**HUAWEI**

# THE COUNTRY CLUB (WEST) - HOLE #3 (PAR 3)



This Par 3 plays slightly downhill to a large green. Choose your club wisely, as the wind cannot always be felt on the tee. There is room both left and right to miss, but be committed to your shot to avoid the pond fronting the green. The green has a subtle ridge bi-secting it diagonally, so getting on the wrong side could mean an early 3 putt.

## CHECK THE WIND!

FLIGHT	YARDS	CENTRE OF GREEN	BULLS EYE	CAN YOU R PAR ? SAVE	SAVE PAR?
CH	190				SAVE PAR?
A	177				SAVE PAR?
B	134				SAVE PAR?
ONS	134				SAVE PAR?
C	134				SAVE PAR?
REC	134				SAVE PAR?



GREEN DEPTH = 37



# HUAWEI

# THE COUNTRY CLUB (WEST) - HOLE #4 (PAR 5)



The 4th is your first Par 5 framed by a narrow tee shot. Tough to get home in 2, except for longer hitters with a perfect drive. With a creek running in front of the green, many hit something less than driver for accuracy with the 2nd shot laying up for a wedge/short iron to this green. The green is wider than the depth, so if you land it Flag high, you can make a Birdie!

**MORE ROOM RIGHT THAN IT LOOKS!**

FLIGHT	YARDS	S S T R O A I G H T K E Y E !	SHORT GRASS	R E M A I N S L E A F T	BOMBS AWAY	
CH	488		↑		A C H I E V E M E N T	287
A	488					287
B	465					264
ONS	465					264
C	435					234
REC	435					234



**GREEN DEPTH = 33**



**HUAWEI**

# THE COUNTRY CLUB (WEST) - HOLE #5 (PAR 4)



This Par 4 dogleg left requires a 2nd shot that must carry the creek in front and avoid a pond on the left. Your line off the tee is the bunker straight in front of you, but take a club short enough to avoid it. The green is mostly protected by its slope from right to left, so missing on the short side right means a sure bogey!

**WATCH OUT FOR FRONT PIN!**

FLIGHT	YARDS	RIGHT REACH BUNKER THE	AVOID SAND	END OF FAIRWAY	BOMBS AWAY
CH	368		219		260
A	354		205		246
B	331		182		223
ONS	331		182		223
C	331		182		223
REC	331		182		223



**GREEN DEPTH = 31**



**HUAWEI**

# THE COUNTRY CLUB (WEST) - HOLE #6 (PAR 3)



**This Par 3 requires a deft tee shot where centre of the green is your goal. With a creek short, pond right, and all kinds of trouble short left, be committed to your club selection. The green offers minimal challenge once you reach it, so a 2-putt should be a formality for most.**

***THERE IS DANGER EVERYWHERE!***

FLIGHT	YARDS	CENTRE GREEN OF	BULLS EYE	CAN YOUR PAR? SAVE	SAVE PAR?
CH	176				SAVE PAR?
A	166				SAVE PAR?
B	166				SAVE PAR?
ONS	166				SAVE PAR?
C	146				SAVE PAR?
REC	146				SAVE PAR?



***GREEN DEPTH = 34***



**HUAWEI**

# THE COUNTRY CLUB (WEST) - HOLE #7 (PAR 4)



This short Par 4 can make or break you, especially for long hitters. A good tee shot down the left will give you a wedge/short iron into a difficult green, but going for the green can mean anything from Eagle to Triple. Hitting your approach to the right side of the green is critical, but spend an extra moment reading your putt because 2 putts are not a given on this one.

## DO YOU RISK GOING FOR THE GREEN?

FLIGHT	YARDS	R I G H T C H B U T T H E R S	SAFE PLAY	R E A C H T H E G R E E N	BOMBS AWAY
CH	306		153	270	
A	306		153	270	
B	296		143	260	
ONS	296		143	260	
C	280		127	244	
REC	280		127	244	



GREEN DEPTH = 31



# HUAWEI

# THE COUNTRY CLUB (WEST) - HOLE #8 (PAR 4)



The #1 HDCP hole will demand a good drive and an equally good 2nd shot. Ideally drive the ball down the centre of the fairway to avoid the trees down the right side. That does not mean a bailout left, which brings the rough and water into play. Your approach needs to carry another creek and avoid a pond left of the green and more water right. Short is the best miss and Par is a great score here!

## #1 HDCP HOLE!

FLIGHT	YARDS	M A I N  R E A C H  T H E  F A I R W A Y	AVOID SAND	E N D  O F  F A I R W A Y	BOMBS AWAY
CH	403		180		278
A	403		180		278
B	374		151		249
ONS	374		151		249
C	374		151		249
REC	374		151		249



GREEN DEPTH = 28



# HUAWEI

# THE COUNTRY CLUB (WEST) - HOLE #9 (PAR 4)



The final hole of your front nine is also no Bargain. This dogleg right has water on the right that travels the length of this hole. Aim at the bunker down the left side and peel your drive off it into the fairway. After that, you have a good size green to aim at; however, putts break more here than meets the eye, so take your time!

## RIGHT IS TROUBLE!

FLIGHT	YARDS		AVOID SAND	BOMBS AWAY
CH	407	L R E F A T C H B U N K E R	238	B E N D I T  B A B Y !
A	398		229	
B	369		200	
ONS	369		200	
C	369		200	
REC	369		200	



GREEN DEPTH = 42



# HUAWEI

# THE COUNTRY CLUB (WEST) - HOLE #10 (PAR 5)



A good tee ball in the fairway on this Par 5 will set you up for success. Everything in front of the elevated green runs hard left, so be careful of O.B. down that side. Most players like to hit their second just left of the approach bunker, leaving an easy wedge in. The elevated green runs fast both right to left and back to front.

**MISS THIS GREEN  
AND PAY THE PRICE!**

FLIGHT	YARDS		AVOID SAND		BOMBS AWAY
CH	502	L	226	L	264
A	489	R	213	C	251
B	489	E	213	A	251
ONS	489	F	213	R	251
C	459	A	183	T	221
REC	459	T	183	H	221
		H		K	
		B		E	
		U		R	
		N			
		K			
		E			
		R			



**GREEN DEPTH = 29**



**HUAWEI**

# THE COUNTRY CLUB (WEST) - HOLE #11 (PAR 4)



This Par 4 plays from an elevated tee into a valley and back up to an elevated green. If you can carry the bunkers on the left, you'll have a wedge in. If you can't, play your tee ball carefully short or right of those bunkers. Read this green carefully, as there are many swales that can be tricky depending where they put the pin.

## TOUGHER THAN IT LOOKS!

FLIGHT	YARDS		AVOID SAND		BOMBS AWAY
CH	385	REBUCKERS THESE	230	CABRUNKES THESE	257
A	365		210		237
B	365		210		237
ONS	365		210		237
C	345		190		217
REC	345		190		217



GREEN DEPTH = 26



# HUAWEI

# THE COUNTRY CLUB (WEST) - HOLE #12 (PAR 4)



This slight dogleg left Par 4 plays uphill on the tee shot and levels out for your approach. The ideal line is just right of the bunker down the left side, but bombers can take it over that bunker. Your approach shot into this green cannot be too far left, right or long, so coming up a bit short is your best miss. Birdie might get you a Skin, but no promises.

## UNLEASH THE KRACKEN!

FLIGHT	YARDS		AVOID SAND		BOMBS AWAY
CH	385	L	223	L	238
A	370	R	208	C	223
B	370	E	208	A	223
ONS	370	F	208	R	223
C	315	A	153	T	168
REC	315	T	153	H	168
		H		K	
		B		E	
		U		R	
		N			
		K			
		E			
		R			



GREEN DEPTH = 34



# HUAWEI

# THE COUNTRY CLUB (WEST) - HOLE #13 (PAR 4)



The ideal tee shot on this medium length Par 4 is just right of the bunkers down the left side. There is lots of trouble down the right side, including running out of fairway onto a steep down slope. Be careful of your approach into this green. Left and long can be dead, right is more dead, so miss short if you want to save Par.

*LEFT IS GOOD,  
RIGHT IS DEAD!*

FLIGHT	YARDS	LEFT REACH BUNKERS	AVOID SAND	END OF FAIRWAY	BOMBS AWAY
CH	384		1 - 215 2 - 253		281
A	370		1 - 201 2 - 239		267
B	370		1 - 201 2 - 239		267
ONS	370		1 - 201 2 - 239		267
C	315		1 - 156 2 - 184		212
REC	315		1 - 156 2 - 184		212



*GREEN DEPTH = 33*



**HUAWEI**







# THE COUNTRY CLUB (WEST) - HOLE #14 (PAR 3)



**THIS IS YOUR GTA AM TOUR HOLE IN ONE COMPETITION.**

It is a pretty straight forward Par 3 that looks level with everything in front of you; however, the hole can play a bit longer than the number, so an extra club may be wise depending on conditions. The green is benine, so Birdies can be had!

*EXPECT PAR ON THIS SIMPLE PAR 3!*

FLIGHT	YARDS		GO IN THE HOLE!	CAN YOU SAVE PAR?	SAND SAVE?
CH	160	MAKE A YOUNG MAN?		Y	SAND SAVE?
A	160			O	SAND SAVE?
B	160			S	SAND SAVE?
ONS	160			A	SAND SAVE?
C	160			P	SAND SAVE?
REC	160			A	SAND SAVE?



*GREEN DEPTH = 32*



**HUAWEI**

# THE COUNTRY CLUB (WEST) - HOLE #15 (PAR 4)



This tricky dogleg left plays to a green well below the fairway. The ideal line is just right of the trees down the left side, but too far left will put you in tree trouble. Too far right and you are out of play into a forest. Careful with your 2nd shot because OB is in play left and long of this green.

**SHORTEST DISTANCE IS A STRAIGHT LINE!**

FLIGHT	YARDS	R E A D O G L E G  T H E	DON'T GO LEFT	C A R D O G L E G  T H E	BOMBS AWAY
CH	432		193		236
A	407		168		211
B	407		168		211
ONS	407		168		211
C	386		149		192
REC	386		149		192



**GREEN DEPTH = 30**



**HUAWEI**

# THE COUNTRY CLUB (WEST) - HOLE #16 (PAR 3)



**This reasonable Par 3 plays downhill to a green protected by sand on all sides. Wind might be swirling here, so pay close attention before making your selection. The only real trouble is hitting it too far right, so favour the left side and save your Par. Par is a good score, but Birdie is better!**

## FINDING THE GREEN SECURES YOUR PAR!

FLIGHT	YARDS	CENTRE OF GREEN	BULLS EYE	S A N D Y  P A R ?	SAND SAVE?
CH	168				SAND SAVE?
A	148				SAND SAVE?
B	148				SAND SAVE?
ONS	148				SAND SAVE?
C	128				SAND SAVE?
REC	128				SAND SAVE?



**GREEN DEPTH = 30**



# HUAWEI

# THE COUNTRY CLUB (WEST) - HOLE #17 (PAR 4)



**This Par 4 plays downhill and steeply uphill to another elevated green. Your line is just left of the bunker down the right side, or over it if your a longer hitter. Too far right can put you in a cluster of trees where hitting the elevated green will challenge the best. Favour the left side if you want to secure your Par!**

***STAY BELOW THE HOLE AT ALL COST!***

FLIGHT	YARDS		AVOID SAND		BOMBS AWAY
CH	421	RIGHT BUNKER	214	RIGHT BUNKER	259
A	400		193		238
B	400		193		238
ONS	400		193		238
C	384		177		222
REC	384		177		222



***GREEN DEPTH = 37***



**HUAWEI**

# THE COUNTRY CLUB (WEST) - HOLE # 18 (PAR 5)



This short Par 5 dogleg right plays downhill past the bunkers you see off the tee and back up to an elevated green. Your tee shot needs to play between the left and right bunker; however, you can't hit it much further than the distance to them. If you can hit it over them, then play your tee shot over the right side of the bunker on the right, but beware of a hidden creek at the bottom of the slope. Your 2nd shot plays over the creek and just short of another bunker down the left side.

*Once on the green, it can get very tricky depending on where they place the pin. Be below the hole if you can, and particularly if the pin is on the back shelf, the last thing you will want to do is hit the ball over the green where you WILL NOT get up and down.*

## EAGLE OPPORTUNITY!

FLIGHT	YARDS	REACH	AVOID SAND	RIGHT BUNKER	BOMBS AWAY
CH	476	REACH BUNKERS	R - 208 L - 229	RIGHT BUNKER	224
A	476		R - 208 L - 229		224
B	466		R - 198 L - 219		214
ONS	466		R - 198 L - 219		214
C	466		R - 198 L - 219		214
REC	466		R - 198 L - 219		214



*GREEN DEPTH = 27*

**DISTANCE TO REACH THE CREEK**

**320 320 310 310 310 310**