

Welcome to the KAWARTHA GOLF CLUB

Brought to you by the GTA AM TOUR Team



Michelob **ULTRA**

Half Moon
JAMAICA

Blue Tees



mazda

TaylorMade

JOOSE CREATIVE

GTA
AM TOUR



Kawartha Golf & Country Club

Tuesday, September 2, 2025

NOTICE TO COMPETITORS

This information supplements the 2025 Local Rules and Terms of Conditions for the GTA AM Tour. The current issue of the Golf Canada Rules of Golf govern play. **Any rules on the host club scorecard do not apply. Penalty for breach of a Local Rule is the general penalty, unless otherwise noted.**

1. **OUT OF BOUNDS (Rule 18.2):** See GTA AM Tour Hard Card for how Out of Bounds is defined.

HOLE #11: Out of bounds on the left side is defined by white dots. The maintenance area on the right side is out of bounds and defined by white line, dots or stakes.

2. **PENALTY AREAS (Rule 17):** Red and yellow lines define the edge of the penalty area. Where penalty areas are not marked with lines, the change in the height of the grass defines the edge of the penalty area. Where there is no change in the height of the grass, the penalty area is defined by its natural boundaries. Unmarked penalty areas are red penalty areas.

3. **OBSTRUCTIONS AND GROUND UNDER REPAIR (Rule 16.1 applies):** Any areas of ground under repair will be marked or noted.

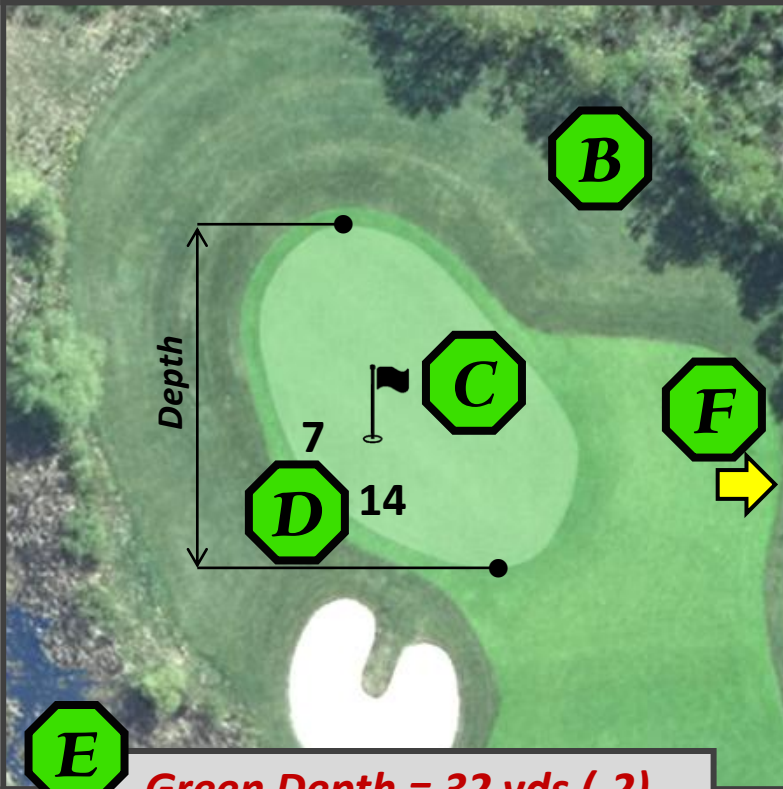
NO PLAY ZONES: Areas that are ornamental garden beds, turf nurseries or decorative flowerbeds are No Play Zones that are to be treated as Ground Under Repair. Players must proceed under Rule 16.1f.

Players are NOT entitled to free relief from tree stumps attached to the ground.

How To Use This Guide

Hole #6 (Par 4)

CH	A	B	ONS	C	R
342	342	331	331	320	320



E Green Depth = 32 yds (-2)

- A. This box provides pro tips and general information about the hole.
- B. Image of the green complex (aligned to the 150-yard marker).
- C. Flag showing the pin location.
- D. Distances from the front and side of the green to the pin location.
- E. Green depth and a +/- distance from the centre of the green to the pin in brackets.
- F. Arrow indicating the direction to the next tee (leave your clubs here when walking).
- G. Distances from spots in the teeing ground ● ● ● to various locations in the landing area ○. The distance text is colour coded to match the teeing ground spots. The actual tee marker positions will vary, but differences can be quickly paced off or estimated.
- H. Standard 100 ●, 150 ○, 200 ●, and 250 ● yard markers.



- I. Hole yardages for each flight.
- J. Flag indicating the year of photography.

Kawartha Golf Club

Hole #1 (Par 4)

CH	A	B	ONS	C	R
356	356	356	356	356	356



Green Depth = 22 yds (-2)

The 1st Hole at Kawartha is a straightaway Par 4 that plays slightly uphill. Make sure to take an extra club on your approach, but don't miss long or you will face a difficult up-and-down.

The green slopes back to front and left to right, so leaving your ball below the hole is the key to starting your round with a Birdie.



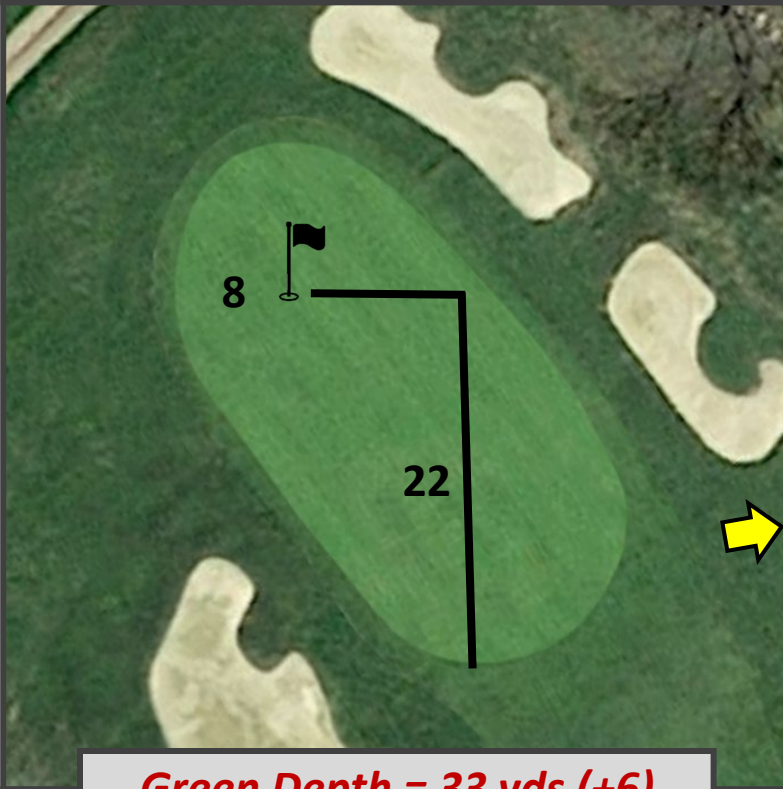
● Front of Tee
● Back of Tee



Kawartha Golf Club

Hole #2 (Par 4)

CH	A	B	ONS	C	R
355	355	355	355	332	332



Green Depth = 33 yds (+6)

The 2nd hole is a short Par 4 where driver is not always necessary. The ideal tee shot is the right centre of the fairway, leaving a great angle into this two-tiered green. A wayward tee shot into the trees will always end up in a punch-out to the fairway.

Make sure to find the correct tier of the green or you may face a likely 3-putt.



Kawartha Golf Club

Hole #3 (Par 4)

CH	A	B	ONS	C	R
370	370	350	350	350	350



Green Depth = 28 yds (+3)

Hole #3 is a short risk-reward Par 4. The safe play to the left of the maple tree assures a medium-length approach, but an aggressive play over the cross bunkers will give the best angle to the green.

It's important to stay below the hole on this green, which slopes steeply from back to front. Avoid the thick rough right of the green or face a difficult chip.



Kawartha Golf Club

Hole #4 (Par 5)

CH	A	B	ONS	C	R
453	453	446	446	446	446



Green Depth = 37 yds (-12)

Hole #4 is a short Par 5 that offers a good opportunity at Birdie. A right centre tee shot that avoids the fairway bunker is an ideal spot to go for this green in two or lay up to your desired yardage.

This well-bunkered saddle-shaped green provides the chance for big sweeping putts. Avoid the front right bunker for a realistic shot at Birdie or Par!



Back of Tee

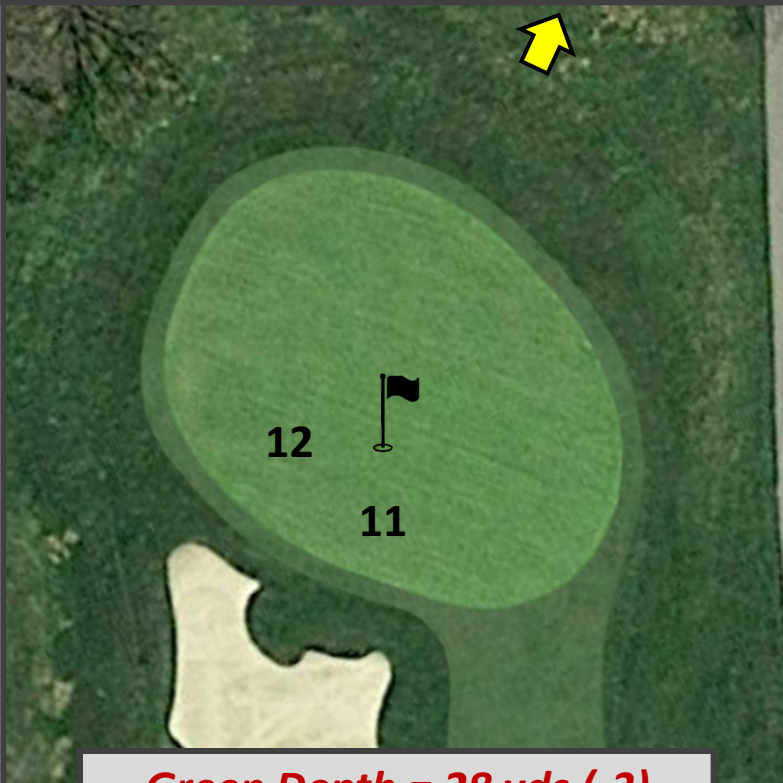
Half Moon

JAMAICA

Kawartha Golf Club

Hole #5 (Par 4)

CH	A	B	ONS	C	R
404	404	396	396	322	322



Green Depth = 28 yds (-3)

Hole #5 is a medium-length Par 4 where a well-placed tee shot down the right centre of the fairway is a **MUST**. Missing the fairway on either side will leave a difficult approach to one of the largest greens on the course, which slopes steeply back to front and right to left.

If you miss the green to the right, it will surely mean a difficult up and down.



Kawartha Golf Club

Hole #6 (Par 3)

CH	A	B	ONS	C	R
189	189	179	179	140	140



Green Depth = 27 yds (+7)

The 6th hole is a challenging uphill Par 3 where making a Par will put a smile on your face.

The green provides a new challenge each time, as it slopes very steeply back to front and right to left.


For a realistic chance at sinking your putt, you must stay below the hole at all costs. If you're above the hole, just tap your putt lightly, or your next shot may be a chip from off the green. **GOOD LUCK!**



Kawartha Golf Club

Hole #7 (Par 5)

CH	A	B	ONS	C	R
545	545	545	545	451	451



Green Depth = 23 yds (+6)

The 7th is the 2nd longest at Kawartha, which plays as a three-shot hole for most golfers.

The ideal tee shot is the left centre of the fairway, avoiding the well-situated bunker to the right. A layup to the narrow landing area short of the creek in front of the green allows for a short approach.

Missing the green can mean a difficult chip from all sides.



Kawartha Golf Club

Hole #8 (Par 3)

CH	A	B	ONS	C	R
151	151	141	141	129	129



Green Depth = 33 yds (-9)

The 8th hole is the shortest at Kawartha; however, don't let the yardage of this hole fool you. The hole plays down a steep hill to a long narrow green protected on both sides by bunkers and a hazard over the back. A straight tee shot with the proper club selection is key to making a Birdie.

This green sees some of the longest putts at Kawartha!



Half Moon
JAMAICA

Kawartha Golf Club

Hole #9 (Par 4)

CH	A	B	ONS	C	R
408	408	385	385	385	385



Green Depth = 27 yds (-4)

The 9th hole is a long uphill Par 4 that usually plays into the prevailing wind. A solid tee shot is usually required to reach this green in regulation and avoid the trees down the right. A mid to long iron is often required to reach this green, which is protected by multiple bunkers.

This green has many undulating slopes, leaving some fun and interesting putts as you close out the opening nine!



MAZDA

Kawartha Golf Club

Hole #10 (Par 4)

CH	A	B	ONS	C	R
401	401	385	385	385	385



Green Depth = 23 yds (-2)

The back nine at Kawartha greets you with another challenging uphill Par 4. This slight dogleg left requires finding the fairway for a chance to hit the smallest green at Kawartha. Long hitters can carry the trees down the left, significantly shortening their approach shot.

Careful of the front left pin. Speedy putts missing the hole can roll off the green with your playing partners uttering "you're still away"!



Kawartha Golf Club

Hole #11 (Par 5)

CH	A	B	ONS	C	R
494	494	484	484	484	484



Green Depth = 24 yds (+2)

The penultimate Par 5 at Kawartha is regarded as one of the best holes on the course. This risk-reward Par 5 requires a drive down the right centre to set up the chance to go for this green in two. Most will lay up short of the creek fronting the green for a long pitch shot and a chance at Birdie.

The green is narrow with bunkers on both sides, so avoiding the hazards should result in securing your Par!



● Back of Tee

● Back of Tee



Michelob **ULTRA**

Kawartha Golf Club

Hole #12 (Par 3)

CH	A	B	ONS	C	R
121	121	109	109	109	109



Green Depth = 31 yds (+2)

The 12th is a completely new Par 3 for 2023 that plays as the shortest hole on the scorecard. Take dead aim and go for that ever-elusive Ace!

The hole plays slightly uphill with a limited view of the green, which is protected by a bunker in front, as well as a small bailout area to the right. Do not expect any Train Wrecks to occur on this hole!

Make your Par and move on to the next!



Half Moon

JAMAICA

Kawartha Golf Club

Hole #13 (Par 4)

CH	A	B	ONS	C	R
305	305	294	294	294	294



Green Depth = 26 yds (+2)

Hole #13 (the old #17) is Kawartha's shortest Par 4. A beautiful hole where the length will entice the big hitters to go for the green. The best option is a long iron or fairway wood off the tee to give you a short iron into this large green.

The prevailing wind is usually into your face, so an extra club on the approach is a wise choice. An approach coming up short will make for a tricky chip up to the pin.



MAZDA

Kawartha Golf Club

Hole #14 (Par 3)

CH	A	B	ONS	C	R
192	192	130	130	130	130



24

Green Depth = 28 yds (+10)

#14 (the old #12) is the second of three Par 3's on the back nine. This uphill tee shot to another severely sloped green from back to front requires precision in your club selection. Make sure to add a club on your tee shot and stay below the hole for a chance at Par, however, beware of the false front feeding balls back off the green.

Avoid the deep bunkers left and right. Par is a good score!



Kawartha Golf Club

Hole #15 (Par 4)

CH	A	B	ONS	C	R
378	378	367	367	300	300



Green Depth = 30 yds (-2)

Another favourite at Kawartha is the Par 4 15th (the old #13). With its downhill tee shot and uphill approach to the right, this slight dogleg is sure to please. Stay away from the front right bunkers, as a steep slope requires a precise sand shot. An extra club on the approach will help with the elevated rise to the green.

This green is one of Kawartha's flattest and largest. The green slopes more to the front right, making for some quicker putts!



Michelob **ULTRA**

Kawartha Golf Club

Hole #16 (Par 4)

CH	A	B	ONS	C	R
417	417	372	372	372	372



Green Depth = 25 yds (-5)

Hole #16 (the old Par 5 - #14) is now played as a Par 4. The hole plays well with a driver and then a mid-iron into this small and well-guarded green.

With bunkers on both sides and a severe slope on the left, an approach spinning left will often trickle off into thick rough, so keep your approach right of the pin! This green complex is unchanged and was originally designed as a Par 5 so a precise iron shot is required.



Half Moon

JAMAICA

Kawartha Golf Club

Hole #17 (Par 5)

CH	A	B	ONS	C	R
549	549	506	506	506	506



Green Depth = 37 yds (+1)

The 17th is the other new hole for 2023. This long Par 5 is now the longest hole at Kawartha and will only be reached in 2 by the longest hitters. Playing as a slight dogleg to the right with trees protecting the entire right side, expect a lot of players to bail out to the left.

This will leave an unobstructed lay-up to your desired yardage and a downhill approach to the green. There is a steep slope behind the green, so missing long and left will require a delicate touch to save Par!



Kawartha Golf Club

Hole #18 (Par 3)

CH	A	B	ONS	C	R
166	166	166	166	166	166



Green Depth = 32 yds (+9)

Your round concludes with the last of Kawartha's Par 3's. A spectacular finishing hole, this hole requires a tee shot over a pond to a well-guarded, large, two-tiered green. The front tier slopes sharply from back to front on the lower tier and less severely on the upper tier. Today, you will be close to the famous back right pin position usually reserved for the final round of the Club Championship and the 2025 Kawartha Invitational.

This is your GTA Am Tour Hole In One Competition!



Follow



@GTAAMTOUR

Join



@GTAAMTOUR

Subscribe



@GTAAMATEURTOUR

