

ROSE HALL

GTA
AM TOUR



Maple Downs & the GTA AM Tour welcomes you to:
GOLFING IN JAMACIA
Presented by **ROSE HALL GOLF**





Guest Information

General Dress Code

All members and guests must wear appropriate attire when attending functions at the Club. Regular evening dinner attire is casual.

Apparel logos must be either designer or golf-related. Company logos of no more than six inches square on apparel are also acceptable.

Caps or visors are not to be worn backwards. Gentlemen are required to remove their hats when seated inside the clubhouse dining areas (excludes Men's Lounge), and both men and ladies must remove all caps and visors while attending dining functions on the second floor. Ladies may wear visors or caps during lunch hours in the dining areas but must remove them during dinner service times (excludes Ladies' Lounge).

Jeans may be worn at the Club with the exception of on the golf course and practice facilities.

Golf Dress Code

MEN

When utilizing the golf practice facilities or playing golf, the men's dress code consists of:

- Turtleneck, long and short sleeve mock neck shirts and collared golf shirts are acceptable. T-shirts are not acceptable. All shirts must be tucked in while on Club property.
- Jeans, rugby, sweat, jogging or cargo pants with an exterior pocket (interior pockets allowed) are not acceptable attire.
- Outerwear must be golf design specific – other sports (i.e. tennis) warm-up or tracksuits are not acceptable.
- Bermuda-length shorts are appropriate. Denim, cargo shorts with an exterior pocket (interior pockets allowed) and spandex shorts are not permitted.
- Socks of any length are acceptable.
- No metal spikes. Maple Downs is a soft spike-only facility.
- Golf sandals are permitted (with socks).
- Men's dress code also applies to Junior Boys.

Golf Dress Code

LADIES

When utilizing the golf practice facilities or playing golf, the ladies' dress code consists of:

- Sleeveless tops are acceptable, provided they have a collar. Conversely, any top without a collar must have sleeves. Turtle necks, long and short sleeve mock necks and traditional golf shirts are also acceptable. T-shirts, halter tops, tube tops and tank tops are not acceptable.
- Tailored golf shirts may be worn outside the pant as long as the hem falls no more than 8" below the waist.
- Denim, rugby, sweat, jogging, cargo, stirrup pants and tights are not acceptable attire; however, the Club does permit Capri pants.
- Outerwear must be golf-design specific – other sports (i.e. Tennis) warm-up or tracksuits are not acceptable.
- Bermuda-length shorts, golf skirts of appropriate length and skorts are permitted. Denim, cargo and spandex shorts are not permitted.
- Socks of any length are acceptable.
- No metal spikes. Maple Downs is a soft spike-only facility.
- Golf sandals are permitted (with socks).
- Ladies' dress code also applies to Junior Girls.

Cell Phones

For your convenience, telephones are located in the Golf Shop, at the 10th tee, in the locker rooms and throughout other areas of the clubhouse.

While on Club property, all audible tones and bells must be switched to silent or vibrate mode. Talking on cell phones or other electronic devices is prohibited on the golf course, the practice areas, in the Golf Shop and in the entire clubhouse with the exception of the lobby areas at a distance from other members and guests so as not to detract from their enjoyment while on the property. Please keep the duration of calls to a minimum.

Parking

The Club will not be responsible in any way for loss or damage sustained to cars belonging to members or guests while on the property. We remind members and their guests to remove valuables from their vehicles when parked in the Club lot.

All cars shall be parked in an orderly manner in the parking spaces provided. Cars will not be permitted to stand in front of the Clubhouse longer than it is necessary to take on or discharge passengers. Please observe all markings and signs as required by law. Handicapped parking is available and clearly marked. Cars will be towed at the owner's expense if individuals use these spots without a valid handicap permit posted visibly on their vehicles. There will be no warnings.

Smoking

All buildings on the property are designated "Smoke-Free." Cigarette and cigar butts are not to be disposed of on any of the practice, playing or social grounds of the Club. Upon request, ashtrays are available for lawn service areas (including the pool area) and golf carts. Properly extinguished cigarette and cigar butts can also be disposed of in waste receptacles on the course and in proper receptacles available at all entrance areas of the Clubhouse and Golf Shop.

Pets

No pets of any kind are permitted on the Club premises, with the exception of service dogs.





GOLF IN JAMAICA PRESENTED BY ROSE HALL GOLF

Maple Downs Golf & Country Club

Thursday, October 2, 2025

NOTICE TO COMPETITORS

This information supplements the 2025 Local Rules and Terms of Conditions for the GTA AM Tour. The current issue of the Golf Canada Rules of Golf govern play. **Any rules on the host club scorecard do not apply. Penalty for breach of a Local Rule is the general penalty, unless otherwise noted.**

1. **OUT OF BOUNDS (Rule 18.2):** See GTA AM Tour Hard Card for how Out of Bounds is defined.
2. **HOST CLUB DROP ZONES ARE NOT AVAILABLE:** Any Drop Zone available at this event will be indicated by a GTA AM Tour sign.
3. **PENALTY AREAS (Rule 17):** Red and yellow lines define the edge of the penalty area. Where penalty areas are not marked with lines, the change in the height of the grass defines the edge of the penalty area. Where there is no change in the height of the grass, the penalty area is defined by its natural boundaries. Unmarked penalty areas are red penalty areas.
4. **OBSTRUCTIONS AND GROUND UNDER REPAIR (Rule 16.1 applies):** Any areas of ground under repair will be marked or noted.

NO PLAY ZONES: Areas that are ornamental garden beds, turf nurseries or decorative flowerbeds are No Play Zones that are to be treated as Ground Under Repair. Players must proceed under Rule 16.1

PERMANENT FANS are immovable obstructions. Players may take free relief under 16.1.
5. **PRACTICE AREA:** The short range to the right of #1 & #9 is part of the general area. All practice greens are wrong greens from which a player **MUST** take free relief under 13.1f.

Maple Downs Golf & Country Club

Hole #1 (Par 5)

CH	A	B	ONS	C	R
470	470	460	460	460	460



Green Depth = 29 yds (+5)

The opening hole at Maple Downs is a reachable, slight dogleg left Par 5 that gives you the chance to start with a Birdie or Par. If you decide to lay-up, avoid the right Fairway Bunker about 90 yards from the green. 2 front bunkers protect the small-sized green, so make sure to find the surface to ensure your Par.



● Front of Tee

● Back of Tee



Maple Downs Golf & Country Club

Hole #2 (Par 3)

CH	A	B	ONS	C	R
168	168	168	168	168	168



Green Depth = 30 yds (-8)

The first short hole you face is a downhill Par 3 that can stretch over 200 yards from the back tee but will play as a medium length for most players. Exposed to the wind, club selection will be key to find the green and make an easy par. Missing the green left or right could mean a difficult sand save.

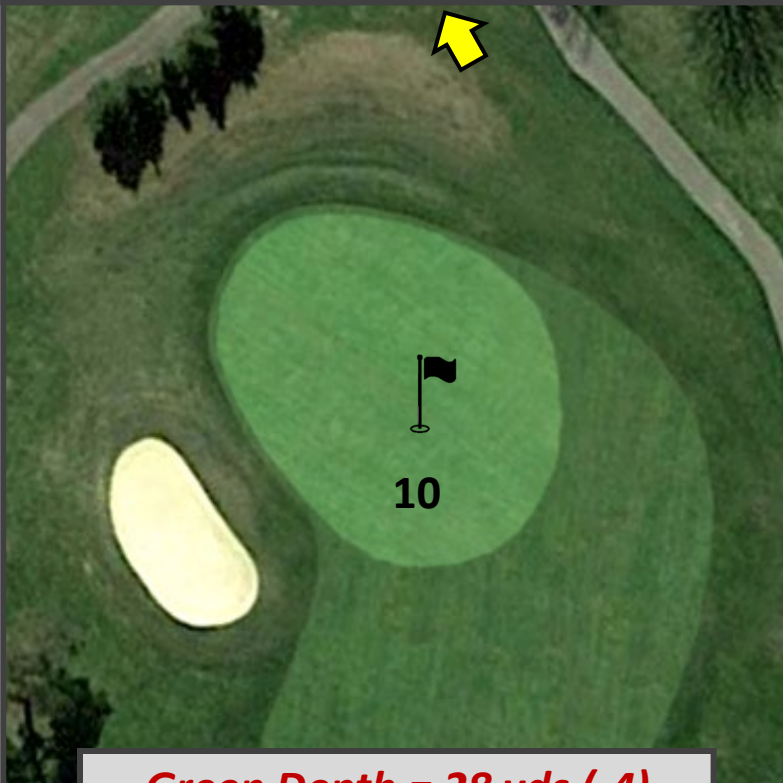
This is the GTA Am Tour Hole In One Competition!



Maple Downs Golf & Country Club

Hole #3 (Par 4)

CH	A	B	ONS	C	R
376	344	344	344	310	310



Green Depth = 28 yds (-4)

This short Par 4 will test your strategic skills, as the fairway narrows 250-270 yards from the tee with fescue and trees lurking down the left. Long hitters may choose to challenge the corner and be rewarded with a short approach shot and a chance at Birdie. Most players will lay back to 130 yards, leaving a short iron to this small circular green.



Maple Downs Golf & Country Club

Hole #4 (Par 4)

CH	A	B	ONS	C	R
358	323	306	306	274	274



Green Depth = 34 yds (+6)

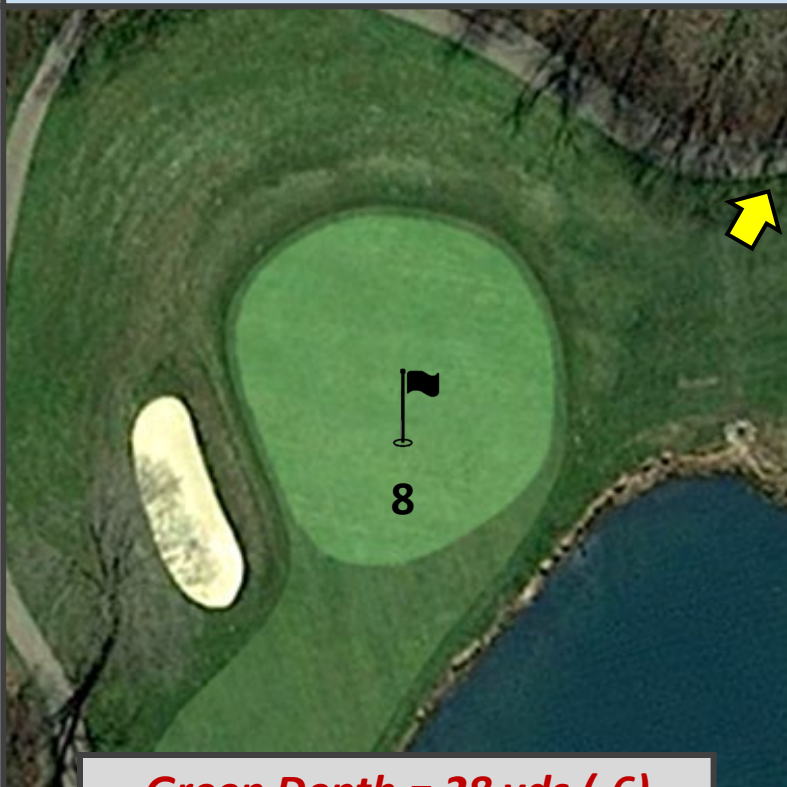
Another short Par 4 that gives a strategic choice off the tee and rewards an aggressive play with a short approach. The entire hole drops off on the left side, so be happy if the left fairway bunker stops your ball from a worse fate. The prudent play is to play up the right side, which offers bailout and an angle to any left hole location. Despite its length, Par is a good score!



Maple Downs Golf & Country Club

Hole #5 (Par 5)

CH	A	B	ONS	C	R
493	493	462	462	462	462



Green Depth = 28 yds (-6)

The 5th hole is widely considered the Signature Hole at Maple Downs. The 2nd of four reachable Par 5s plays downhill and slightly to the right. If you do decide to challenge the green in two, only the best struck approach shots will avoid a watery grave known to swallow every ball that comes up short. This hole can make or break your front 9, so you need to decide ahead of time if you want to attack it!



● Front of Tee

● Back of Tee



Maple Downs Golf & Country Club

Hole #6 (Par 4)

CH	A	B	ONS	C	R
425	400	400	400	305	305



Green Depth = 32 yds (-5)

The 6th hole is a lengthy and challenging Par 4 where hitting the ball straight is the key to success. With little room to bail out, a center drive is mandatory if you want to find the green in regulation. The green is a fair test, so if you miss the green, getting up and down is a reasonable possibility.



Maple Downs Golf & Country Club

Hole #7 (Par 4)

CH	A	B	ONS	C	R
334	334	324	324	324	324



Green Depth = 34 yds (-5)

The 7th hole is a medium-length Par 4 where accuracy is vital. Playing downhill, the undulating fairway narrows 90 yards from the green. Often playing from an uneven lie, your approach shot is to a large green protected by bunkers on the left and the right. This hole will yield some Birdies, but can also surprise you with a bogey.



Maple Downs Golf & Country Club

Hole #8 (Par 3)

CH	A	B	ONS	C	R
174	174	142	142	142	142



Green Depth = 34 yds (-5)

This medium-length Par 3 plays slightly downhill and appears completely benign; however, a miss left of the green will surely result in a bogey or worse, as a steep slope will make a Par save difficult. The miss is short and right of the green and will give you a good chance to save Par, but finding the surface here will give you a good chance at writing a birdie 2 on your card!



Maple Downs Golf & Country Club

Hole #9 (Par 5)

CH	A	B	ONS	C	R
495	495	480	480	480	480



Green Depth = 27 yds (+6)

The 3rd Par 5 on the front 9 will reward another accurate tee shot and give the long player the chance to challenge this green in two. Avoid the right fairway bunker and unleash your inner pro by going for this green in two! If you need to lay-up, make sure to stay short of the fairway bunker, or find yourself with an awkward chip if you're too close to the green.



● Front of Tee
● Back of Tee



ROSE HALL



Maple Downs Golf & Country Club

Hole #10 (Par 4)

CH	A	B	ONS	C	R
446	423	423	423	406	406



Green Depth = 31 yds (+6)

The back nine greets you with a long Par 4 playing downhill and bending slightly to the left.

The ideal play is down the right centre to catch a speed slot and gain a few extra yards.

The approach shot is a challenging ordeal, as the green angles left to right, protected by a greenside bunker if you miss short right.



● Back of Tee

● Back of Tee



Maple Downs Golf & Country Club


Hole #11 (Par 3)

CH	A	B	ONS	C	R
156	144	144	144	118	118



Green Depth = 27 yds (+9)

Lucky #11? With one of the smallest greens at Maple Downs, this short Par 3 requires all of your attention to calculate the wind and your club selection to find the surface. Make sure not to short-side yourself if you miss, as a par save will be difficult on this fast and sloping green. Most miss this green short and face a challenging chip to save their par.



Maple Downs Golf & Country Club

Hole #12 (Par 4)

CH	A	B	ONS	C	R
302	302	302	302	282	282



Green Depth = 33 yds (+2)

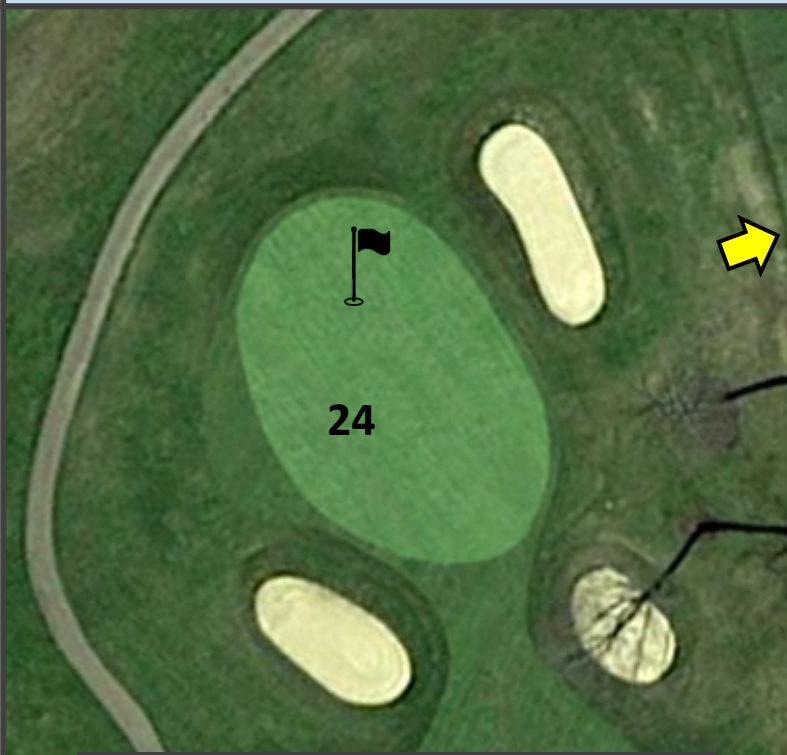
The 12th hole is the signature hole on the back nine and offers the long players a chance for Eagle by driving the green; however, leak the ball right and find yourself with a penalty stroke. The safe play is to lay up short of the fairway bunkers and hug the left side for the best angle to the green. Members consider this the best strategic hole at Maple Downs!



Maple Downs Golf & Country Club

Hole #13 (Par 5)

CH	A	B	ONS	C	R
481	481	465	465	465	465



Green Depth = 30 yds (+9)

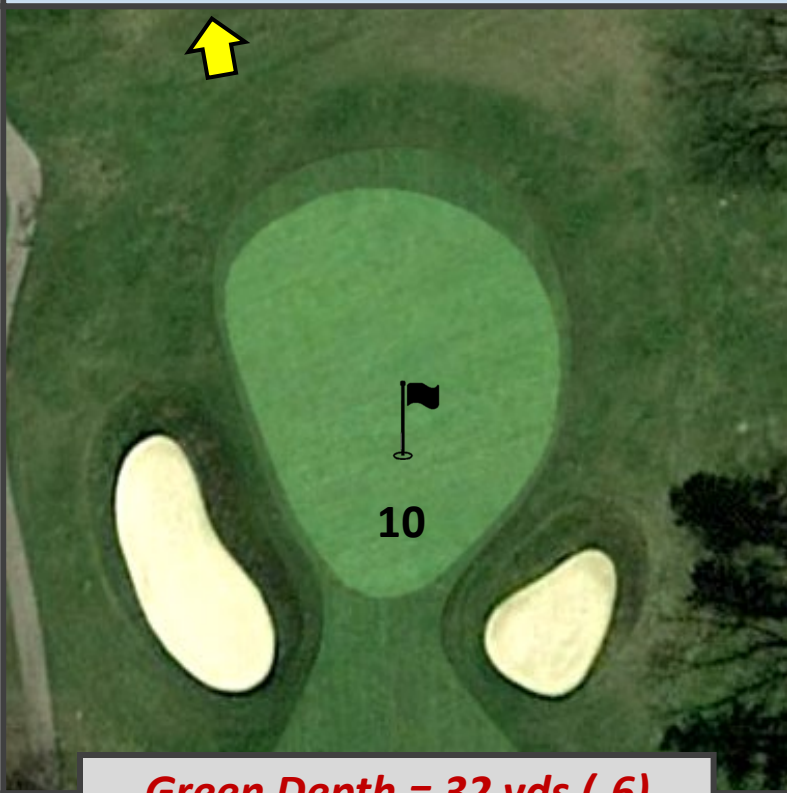
The 13th hole is another short Par 5 without a fairway bunker; however, the blind landing area will mean a challenging tee shot. If you find the narrow sloping fairway, a right-to-left shot will be needed to challenge this green. If you lack the horsepower, a lay-up to your desired yardage may be the key to making a Birdie; however, all players must respect this undulating green!



Maple Downs Golf & Country Club

Hole #14 (Par 3)

CH	A	B	ONS	C	R
190	178	178	178	153	153



Green Depth = 32 yds (-6)

The last of the short holes, the 14th, is a medium-length Par 3 that plays uphill and always plays longer than advertised. Although bunkers protect the green left and right, the challenge is club selection and wind, so make sure to choose wisely and make a confident swing!

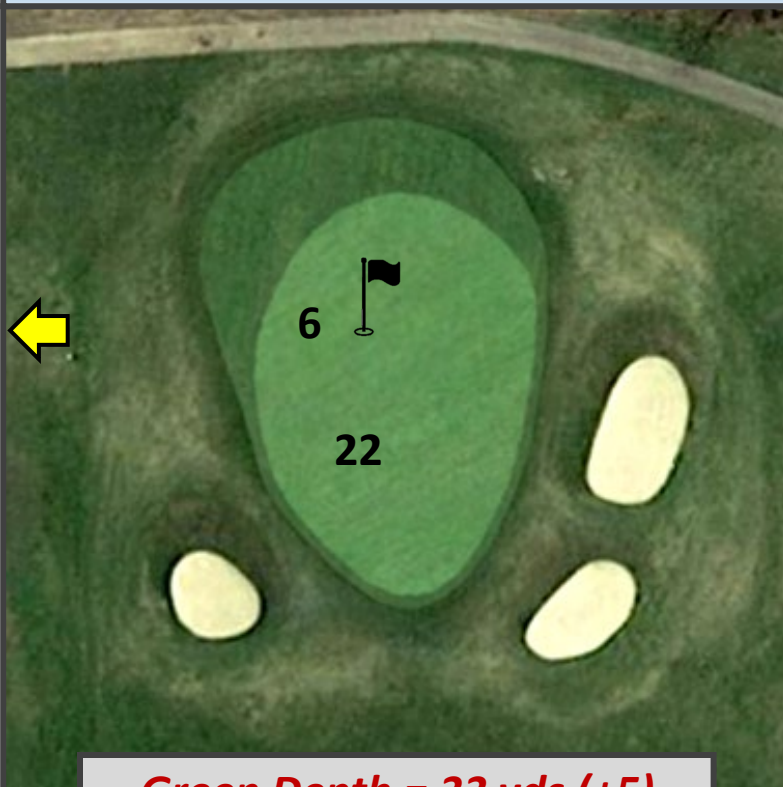
Is it time to press or hang on?



Maple Downs Golf & Country Club

Hole #15 (Par 4)

CH	A	B	ONS	C	R
375	360	360	360	337	337



Green Depth = 33 yds (+5)

The 1st of four Par 4s to end your round provides an intimidating look from the tee with a large tree lurking immediately off your left. An ideal tee shot is from right to left to find this bunker less fairway. Hopefully your 2nd shot is to a large green where three-putts will often appear.



Maple Downs Golf & Country Club


Hole #16 (Par 4)

CH	A	B	ONS	C	R
376	376	365	365	365	365



Green Depth = 34 yds (0)

This beautiful sweeping dogleg right offers a myriad of options from the tee. Challenge the right fairway bunkers and hazard for a short approach, or play it safe to the left for a longer approach. Whichever you choose, the receptive and accessible green will offer up some birdies, so make sure to take advantage of this hole late in your round, but don't get too cocky, or this hole can ruin your round!



Front of Tee ●

Back of Tee ●



Maple Downs Golf & Country Club

Hole #17 (Par 4)

CH	A	B	ONS	C	R
424	424	403	403	403	403



Green Depth = 32 yds (+5)

The penultimate hole at Maple Downs is a downhill Par 4 that narrows for the long hitters. The ideal play is the right side of the fairway, which will open your approach shot for the best angle to the green. The green is relatively large; however, you can expect a difficult 2-putt for Par if you miss far from the Pin!



● Front of Tee

● Back of Tee



Maple Downs Golf & Country Club

Hole #18 (Par 4)

CH	A	B	ONS	C	R
402	373	373	373	340	340



Green Depth = 28 yds (-7)

The 18th hole heads back uphill to the clubhouse and has a narrow landing area that will require your full attention. This skinny Par 4 does offer a slight bailout to the right, but club selection will be critical with the hole often played into the prevailing wind, and a green situated left to right. Find the green in regulation, and Par here will be an excellent way to finish your day!



ROSE HALL



Follow



@GTAAMTOUR

Join



@GTAAMTOUR

Subscribe



@GTAAMATEURTOUR

