



GTA AM Tour Team at:

National Pines *Monday Aug 25*



National Pines

& The Nest *Tuesday Aug 26*



SEE YOU AT THE 19TH HOLE.



Michelob  **ULTRA**

A SUPERIOR LIGHT BEER

90 CALS | **3g** CARBS

PER CAN (355 mL)





ULTRA
Beer Sponsor of the NBA

SUPERIOR LIGHT BEER
Michelob
ULTRA
14 CARBS 95 CALS
4.2% ALC/VOL
BREWED IN NEW YORK



MICHELOB ULTRA MAJOR

National Pines Golf Club

Monday, August 25, 2025

NOTICE TO COMPETITORS

This information supplements the 2025 Local Rules and Terms of Conditions for the GTA AM Tour. The current issue of the Golf Canada Rules of Golf govern play. **Any rules on the host club scorecard do not apply. Penalty for breach of a Local Rule is the general penalty, unless otherwise noted.**

1. **OUT OF BOUNDS (Rule 18.2):** See GTA AM Tour Hard Card for how Out of Bounds is defined.
2. **HOST CLUB DROP ZONES ARE NOT AVAILABLE:** Any Drop Zone available at this event will be indicated by a GTA AM Tour sign.
3. **PENALTY AREAS (Rule 17):** Red and yellow lines define the edge of the penalty area. Where penalty areas are not marked with lines, the change in the height of the grass defines the edge of the penalty area. Where there is no change in the height of the grass, the penalty area is defined by its natural boundaries. Unmarked penalty areas are red penalty areas.

DROP ZONES AVAILABLE

HOLE #13: For a ball that enters the penalty area in front of the green, another ball may be put in play using Rule 17.1d(1), (2) or (3), or as an additional option may use the Drop Zone located on the front tee deck.

HOLE #16: For a ball that enters the penalty area in front of the green, another ball may be put in play using Rule 17.1d(1), (2) or (3), or as an additional option may use the Drop Zone located on the front tee deck.

4. **OBSTRUCTIONS AND GROUND UNDER REPAIR (Rule 16.1 applies):** Any areas of ground under repair will be marked or noted.

NO PLAY ZONES: Areas that are ornamental garden beds, turf nurseries or decorative flowerbeds are No Play Zones that are to be treated as Ground Under Repair. Players must proceed under Rule 16.1f.

National Pines Golf Club

Hole #1 (Par 5)

CH	A	B	ONS	C	R
493	493	477	477	477	477




Green Depth = 33 yds (-7)

The 1st hole is an excellent Par 5 to kick off the easier side of the course. Aim at the right bunker and let the big dog eat. Keep everything right, as the entire hole slopes to the left.

Either lay up over the big right bunker, or go for the green, aiming at the right greenside bunker.

Avoid the left greenside bunkers, which can be tricky to get up and down.



● Back of Tee

● Back of Tee



Michelob **ULTRA**

National Pines Golf Club

Hole #2 (Par 4)

CH	A	B	ONS	C	R
350	350	338	338	338	338



Green Depth = 33 yds (+13)



The 2nd Hole gives you an early Risk vs. Reward decision.

You can either control your tee shot distance and stay short of the left fairway bunker or challenge the bunker and try to clear the water for a tiny pitch into a receptive green.

Bombers might be able to reach this green downwind, so heads up for those on the tee behind you!



Michelob **ULTRA**

National Pines Golf Club

Hole #3 (Par 4)

CH	A	B	ONS	C	R
393	393	340	340	340	340



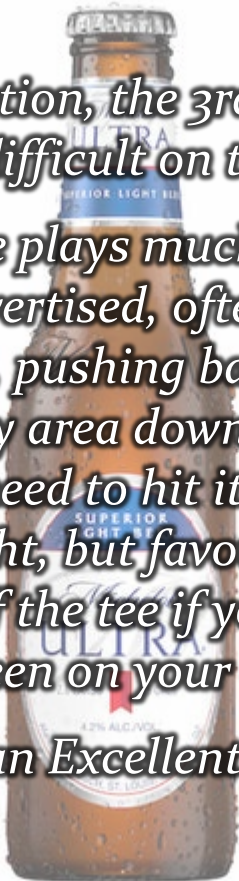
Green Depth = 36 yds (-11)

No question, the 3rd hole is the most difficult on the course.

The hole plays much longer than advertised, often into a crosswind, pushing balls toward the penalty area down the right.

You will need to hit it long and straight, but favour the left side off the tee if you want to see the green on your approach.

Par is an Excellent Score!



Michelob **ULTRA**



National Pines Golf Club

Hole #4 (Par 4)

CH	A	B	ONS	C	R
415	415	302	302	302	302

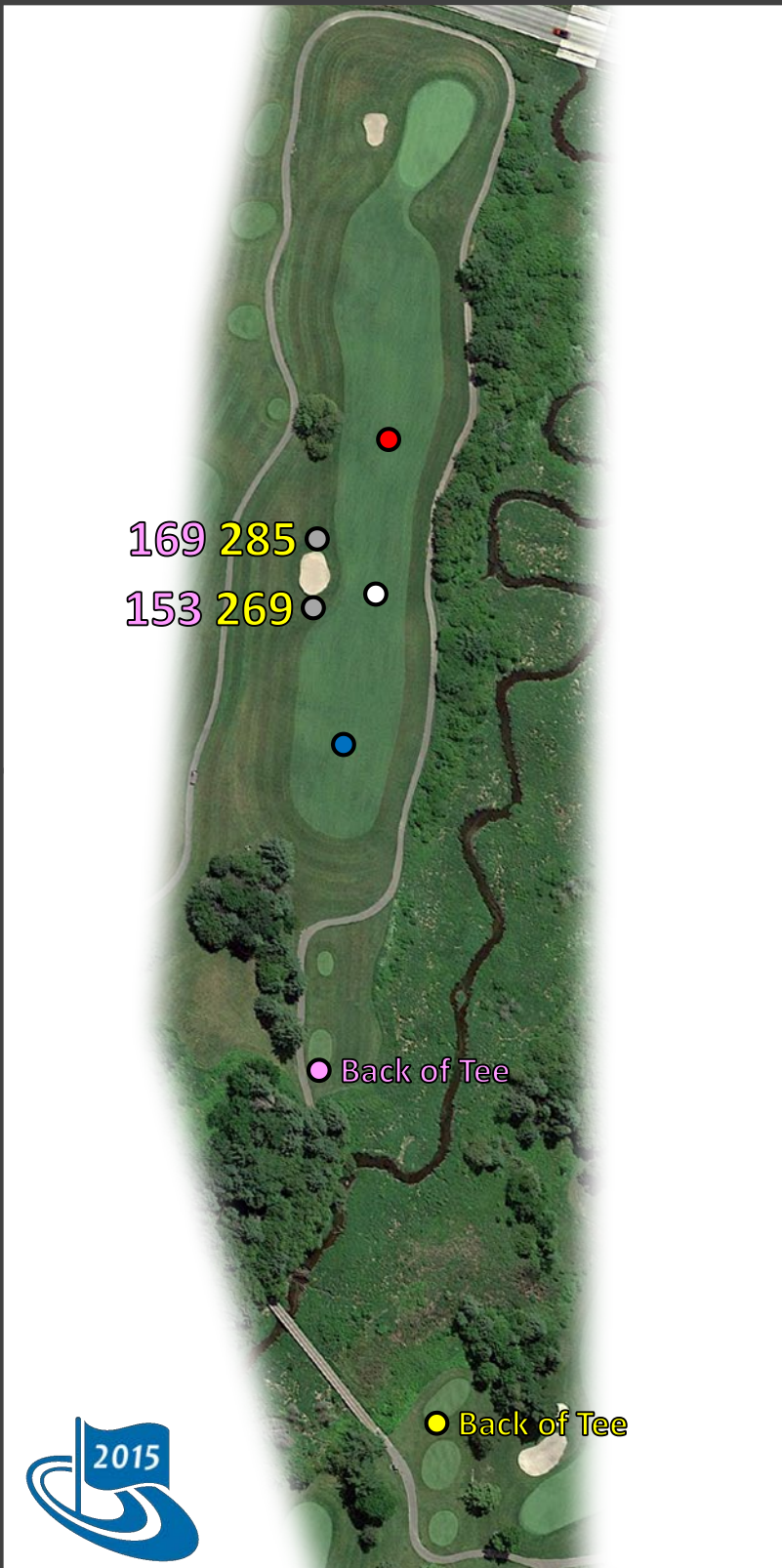


Green Depth = 35 yds (-8)

After surviving the 3rd hole, the 4th is no bargain either. With a penalty area on the entire right side and unlimited room to the left, aim at the left bunker and hit it further left.

Keeping your ball left will stay on the high ground with far a better view and angle into the green.

Even on your approach, favour the left side, as anything missing 1 yard right will find a steep slope and bound into the penalty area!



Michelob **ULTRA**

National Pines Golf Club

Hole #5 (Par 4)

CH	A	B	ONS	C	R
417	395	356	356	356	356



Green Depth = 38 yds (-4)

After two difficult holes, you can breathe again on the wide-open 5th. The medium-length Par 4 will give you a chance at a Birdie to get a stroke back. Challenge the right bunker and stay short of the left bunker for a great angle into the green.

O.B. is located down the right, but it should not be in play unless you exit Stage Right →

Par is a must, but Birdie would be nice!



- Back of Tee
- Back of Tee
- Back of Tee



National Pines Golf Club

Hole #6 (Par 3)

CH	A	B	ONS	C	R
136	136	108	108	108	108



Green Depth = 20 yds (-3)

This Par 3 looks easy, but don't be fooled by its looks. With a shallow back-to-front sloping green, balls can easily spin off this green into the rough.

The hole also plays into the wind, further complicating your ability to dial in the correct distance.

This is your best chance for a hole in one, but going long will lead to a sure Bogey!



Michelob **ULTRA**

National Pines Golf Club

Hole #7 (Par 4)

CH	A	B	ONS	C	R
346	346	326	326	326	326



Green Depth = 38 yds (-5)

The 7th is a sharp dogleg left Par 4 with plenty of room off the tee.

The safe play is to stay short of the bunkers through the fairway, giving you a flip wedge into a green with a backstop to help get the ball close.

The tee shot plays a bit longer than expected, so be sure of yardage if challenging the left bunkers.

O.B. lurks long & right but will not be in play for most players.



Michelob **ULTRA**

National Pines Golf Club

Hole #8 (Par 3)

CH	A	B	ONS	C	R
170	170	170	170	170	170



Green Depth = 37 yds (-3)



Unlike the 6th hole, this Par 3 is less demanding than it appears. Although playing about 170 yards for today's event, there is room right and short to avoid the bunker, giving you a chance to save Par. The green is deep, so be sure of your distance if you want to finish with a flurry!

This is the GTA Am Tour Hole In One Competition!



Michelob **ULTRA**

National Pines Golf Club

Hole #9 (Par 5)

CH	A	B	ONS	C	R
526	500	500	500	474	474



Green Depth = 34 yds (+7)

The last hole on the opening nine is a downhill Par 5 that is likely reachable by many in the field.

Although narrow off the tee, carrying the right bunker will avoid running into the left bunker.

This hole can be reached in two, but a raised green provides some tricky ups and downs should you miss the green.

A decision needs to be made if the tee shot is in the thick rough – can you cover the creek on your layup?



253 279 299
236 261 282
186 212 232



- Back of Tee
- Back of Tee
- Back of Tee

Michelob **ULTRA**



National Pines Golf Club

Hole #10 (Par 5)

CH	A	B	ONS	C	R
495	495	480	480	461	461



Green Depth = 39 yds (+4)

The 10th hole at National Pines is characterized as a narrow, but reachable Par 5 with lateral penalty areas on both sides. Playing uphill the entire way, the ideal line for most players is left centre, which gives the greatest margin for error off the tee.

Avoid the 2nd fairway bunker, as this will result in a forced lay-up to the very deep green. The green has two tiers front and back, and slopes from right to left.



Michelob **ULTRA**

National Pines Golf Club

Hole #11 (Par 4)

CH	A	B	ONS	C	R
370	370	333	333	333	333



Green Depth = 26 yds (-7)

The 11th hole is a medium to short length Par 4 with a much wider fairway than you can see from the tee. Favour the left side off the tee, as going too far right might leave you blocked on your approach.

Take note that the fairway narrows past the 150-yard marker, so the longer hitters might need to choose accuracy over distance.

The green slopes back to front and is receptive, so if you find the fairway, take dead aim at the flag for the best chance at Birdie.



Michelob **ULTRA**

National Pines Golf Club

Hole #12 (Par 4)

CH	A	B	ONS	C	R
392	373	373	373	339	339

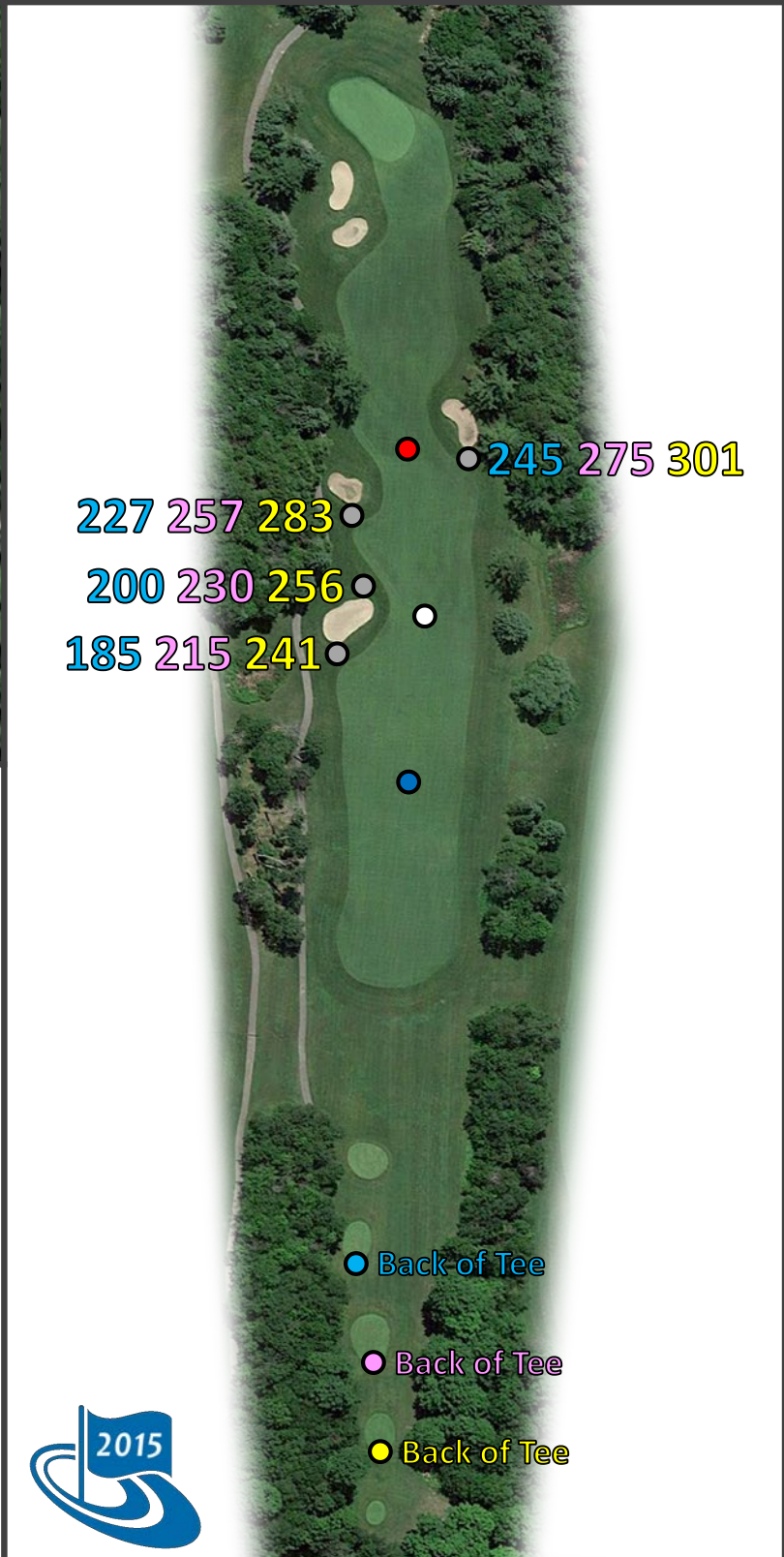


Green Depth = 26 yds (-4)

This medium-length Par 4 is relatively straight and features an undulating fairway. Favour the right side off the tee and avoid the left fairway bunkers at all costs, as reaching the green from here is highly challenging. The wind swirls in the trees, so make sure to dial in your distance if you want a G.I.R.

If you miss the green, then short right is the easiest up and down.

Par is an excellent score, so do not get upset if you make a Bogey!

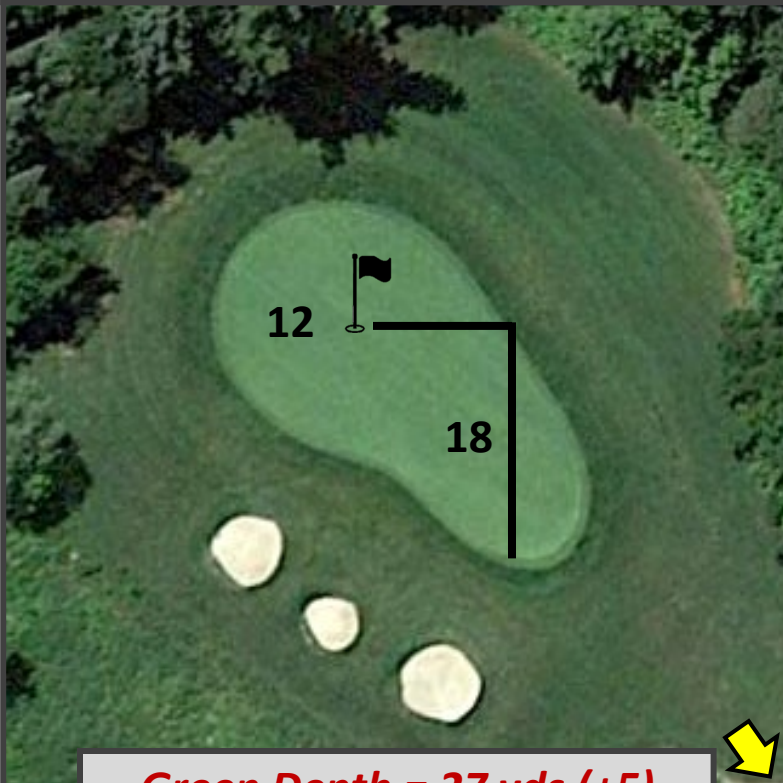


Michelob ULTRA

National Pines Golf Club

Hole #13 (Par 3)

CH	A	B	ONS	C	R
153	153	153	153	120	120



Green Depth = 27 yds (+5)

The first Par 3 on the inward nine is tucked into the tree line, which can wreak havoc with a swirling wind. There is more room right than you can see from the tee, which is not a bad place to miss.

Avoid the bunkers fronting the surface, as this can leave an awkward bunker shot.

The green itself is divided into three tiers, and finding the correct one is key if you want to avoid a three-putt.



Michelob **ULTRA**

National Pines Golf Club

Hole #15 (Par 4)

CH	A	B	ONS	C	R
328	328	308	308	308	308

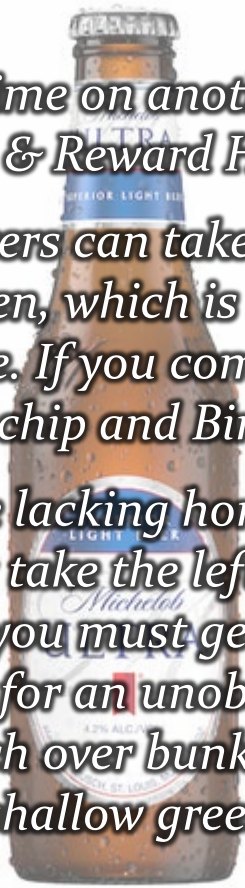


Green Depth = 23 yds (-2)

Decision time on another classic Risk & Reward Hole!

Longer hitters can take direct aim at the green, which is reachable from the tee. If you come up short, it's an easy chip and Birdie chance.

For those lacking horsepower, you must take the left fairway; however, you must get past the tree line for an unobstructed approach over bunkers to a 3-tiered shallow green. Enjoy!



Michelob **ULTRA**

National Pines Golf Club

Hole #16 (Par 3)

CH	A	B	ONS	C	R
165	165	138	138	138	138



Green Depth = 30 yds (+3)

This medium to short Par 3 is straightforward with a long, slim green and swirling winds as your biggest challenge.

The bunker is not a bad miss & there is room to miss right, but with a right-to-left sloping green, you should favour the left side.

Nothing fancy here, a good shot can lead to Birdie!



1 PINT 8 FL. OZ.
Anheuser-Busch, Inc., St. Louis, Missouri

National Pines Golf Club

Hole #17 (Par 4)

CH	A	B	ONS	C	R
390	360	360	360	336	336



Green Depth = 30 yds (+4)

The 17th hole is a slight dogleg left framed by three fairway bunkers protecting the left side. Many will play away from the sand; however, carrying the bunkers will reward you with a shorter approach and the best angle into the green.

The green is protected by a false front, so taking enough club is key to find the surface. There is also room to miss right and still save your Par!



162 187 219

● Back of Tee

● Back of Tee

● Back of Tee



Michelob **ULTRA**



Follow



@GTAAMTOUR

Join



@GTAAMTOUR

Subscribe



@GTAAMATEURTOUR

