


WELCOME TO THE 20TH



TOUR CHAMPIONSHIP

at THE CLUB AT BOND HEAD







TAYLORMADE MAJOR

The Club at Bond Head - North

Tuesday, August 8, 2023

NOTICE TO COMPETITORS

This information supplements the 2023 Local Rules and Terms of Conditions for the GTA AM Tour. The current issue of the Golf Canada Rules of Golf govern play. **Any rules on the host club scorecard do not apply. Penalty for breach of a Local Rule is the general penalty, unless otherwise noted.**

1. **OUT OF BOUNDS (Rule 18.2):** See GTA AM Tour Hard Card for how Out of Bounds is defined.
2. **HOST CLUB DROP ZONES ARE NOT AVAILABLE:** Any Drop Zone available at this event will be indicated by a GTA AM Tour sign.
3. **PENALTY AREAS (Rule 17):** Red and yellow lines define the edge of the penalty area. Where penalty areas are not marked with lines, the change in the height of the grass defines the edge of the penalty area. Where there is no change in the height of the grass, the penalty area is defined by its natural boundaries. Unmarked penalty areas are red penalty areas.

NO PLAY ZONES: Areas defined by green stakes, located on holes #2, #8, #12 and #17 are NO PLAY ZONES.

The player MUST take penalty relief under Rule 17.1d by adding one penalty stroke. **Players are not permitted to enter No Play Zones.**

For a ball in the General Area where the player has interference from a No Play Zone with their stance or swing, the player MUST take free relief (Rule 16.1f) by finding the nearest point of complete relief, no nearer to the hole and establish a relief area of one club-length.

4. **OBSTRUCTIONS AND GROUND UNDER REPAIR (Rule 16.1 applies):** Any areas of ground under repair will be marked or noted.

NO PLAY ZONES: Areas that are ornamental garden beds, turf nurseries or decorative flowerbeds are No Play Zones that are to be treated as Ground Under Repair. Player must proceed under Rule 16.1f.

How To Use This Guide

Hole #6 (Par 4)

CH	A	B	ONS	C	R
342	342	331	331	320	320



Green Depth = 32 yds

On the left side of the page, you will see the hole number and par. The square image shows the green complex (aligned to the 150-yard marker) with the pin location for the event.

The green depth is also shown. A yellow arrow indicates the direction to the next tee (leave your clubs here when walking).

This box provides pro tips and general information about the hole.



On the right side, the yardages for each flight are shown. The hole image indicates distances from spots in the teeing ground (●●●) to various locations in the landing area (●). The distance text is colour coded to match the teeing ground spots. The actual tee marker positions will vary, but differences can be quickly paced off or estimated. Standard 100 ●, 150 ○, 200 ●, and 250 ● yard markers may also be shown.

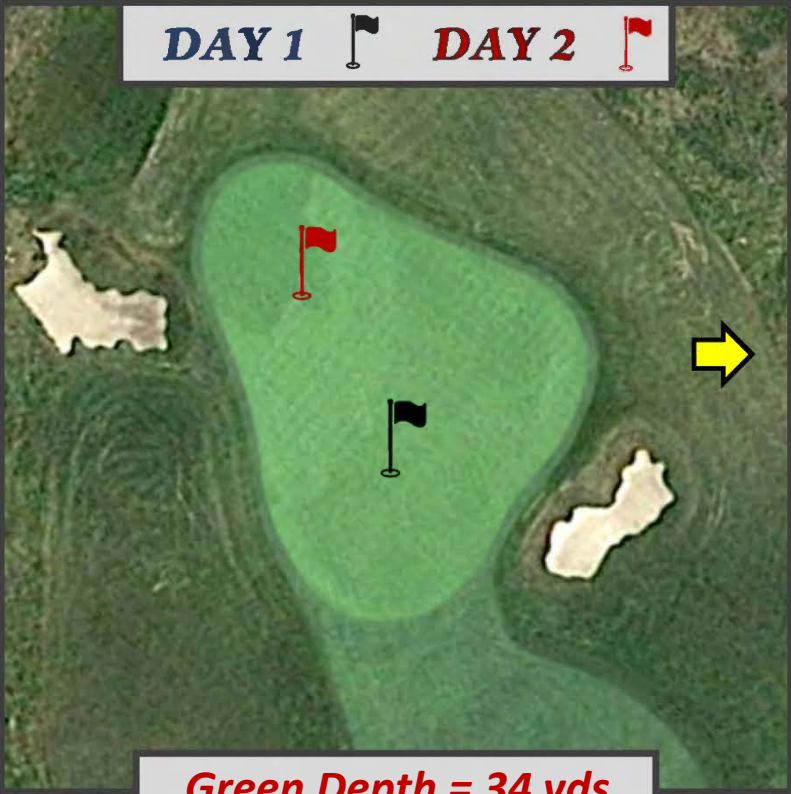


The Club at Bond Head - North

Hole #1 (Par 4)

B	ONS	C	R
381	381	364	364

DAY 1  DAY 2 



Green Depth = 34 yds

Welcome to the 20th GTA AM Tour Championship!



Playing from one of the highest points on the course, be aware of the tee decks pointing at the right bunker, giving the player the illusion that they are lined up correctly. Aim further left than you expect if you want to avoid the right fairway bunker. The green is protected by a false front short of the green and two small bunkers that can lead to some awkward lies. Hit the middle of this green to secure your opening Par!

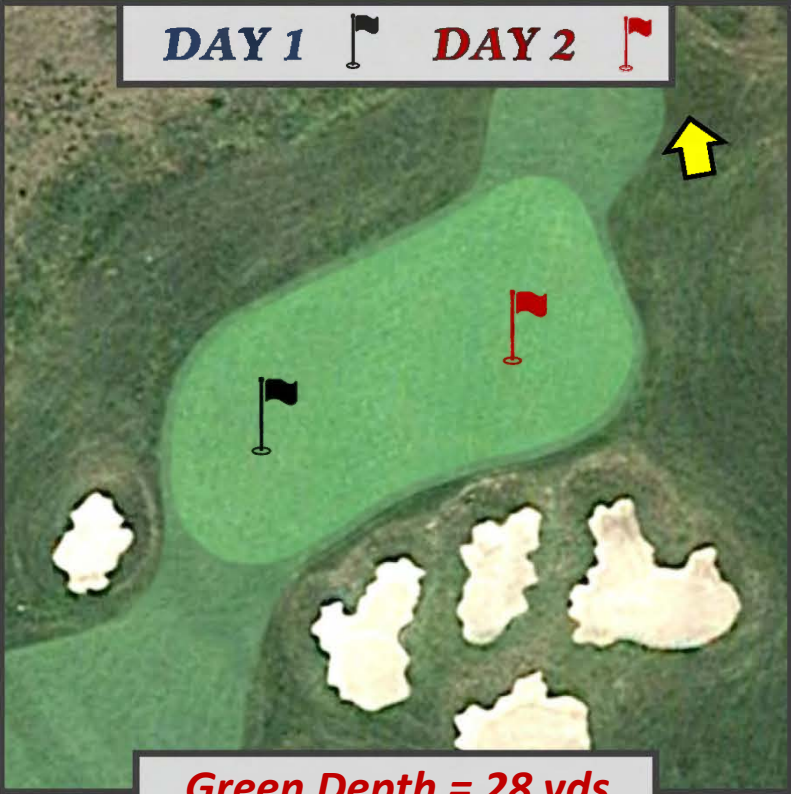


The Club at Bond Head - North

Hole #2 (Par 4)

B	ONS	C	R
248	248	248	248

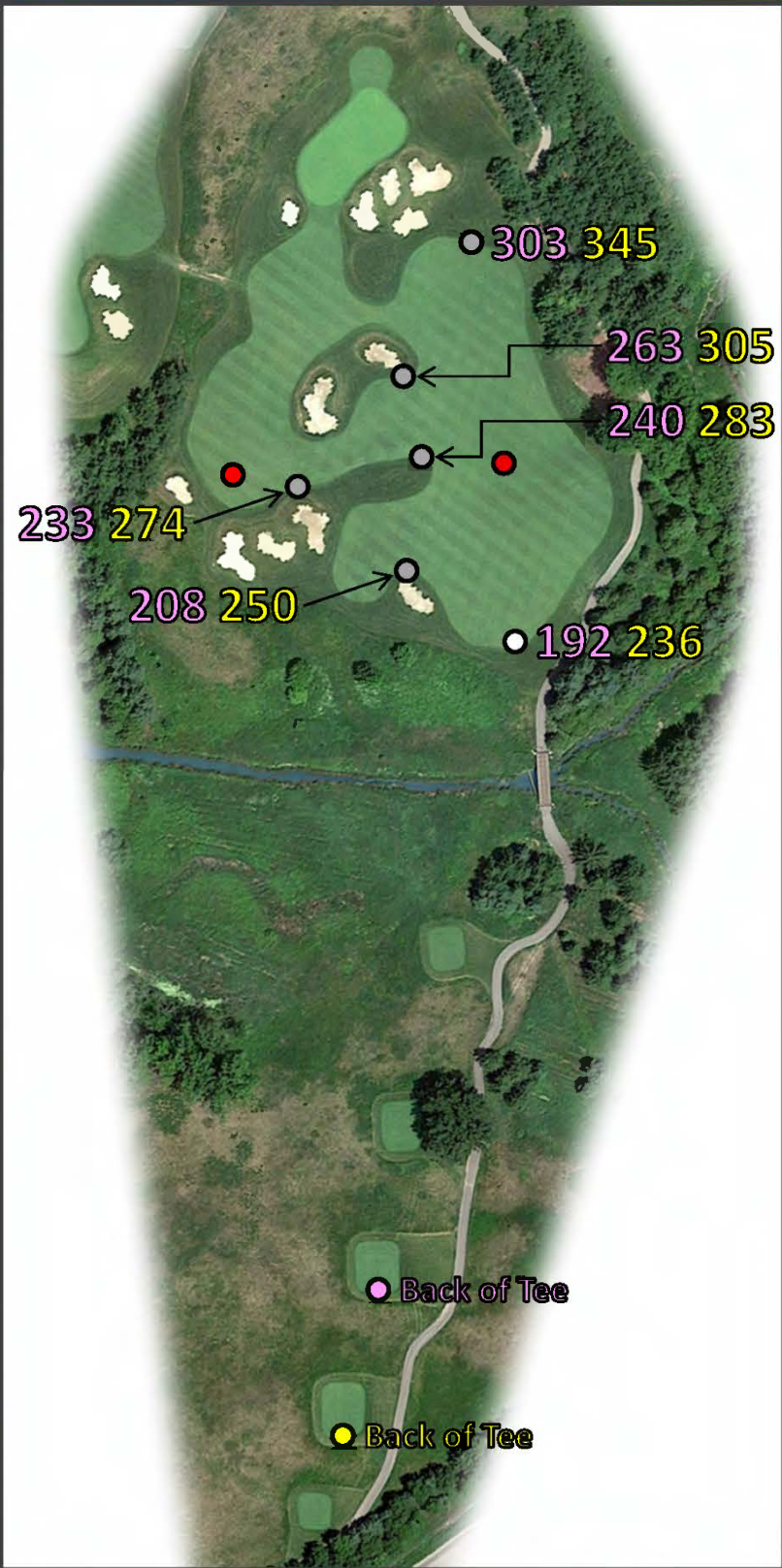
DAY 1  DAY 2 



Green Depth = 28 yds

This is one of two quirky holes on the front nine. The tee shot is a forced carry playing downhill to a wide but uneven landing area. The ideal tee shot is to the wide part of the short grass down the right, leaving the most margin of air and the only chance for a relatively flat lie. The approach plays steeply uphill to a green protected by deep bunkers in front and a large ridge bisecting this green left and right.

The green has lots of back-to-front tilt, so missing long will make for a fast putt or a very tricky Par save!

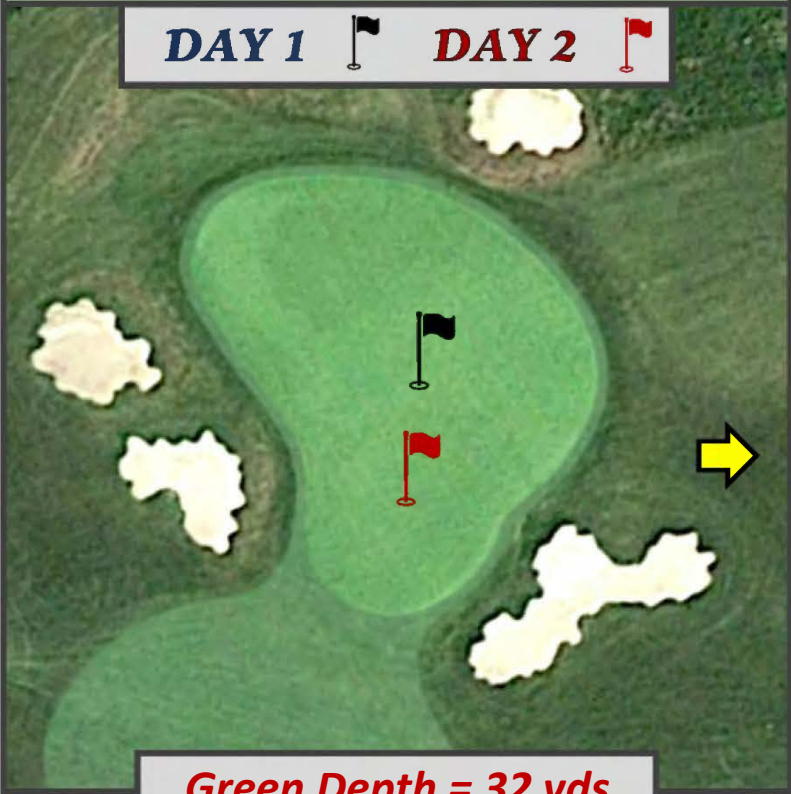


The Club at Bond Head - North

Hole #3 (Par 3)

B	ONS	C	R
155	155	132	132

DAY 1  DAY 2 



Green Depth = 32 yds

This downhill Par 3 often plays into the prevailing wind, causing havoc with many tee balls. Judging your distance is the key to success on this exposed Par 3.



The green is protected left by deep bunkers, and left of those is completely dead! The prudent play is to favour the right side of the green, which offers a chance to save Par if you miss the surface. Like many greens on the North Course, this has 3 tiers, meaning many 3-putts if not on the correct level!

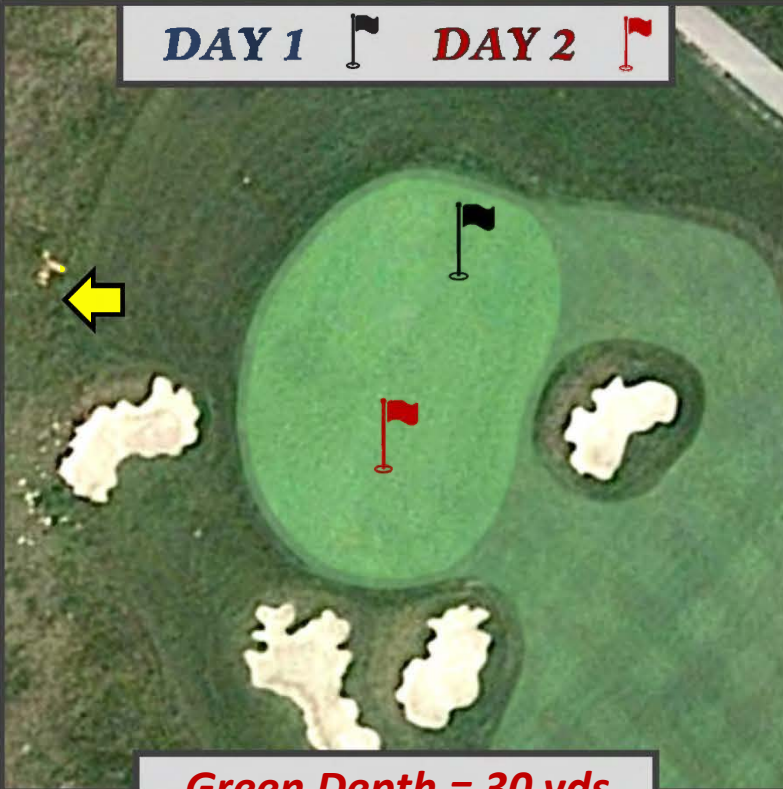


The Club at Bond Head - North

Hole #4 (Par 5)

B	ONS	C	R
508	508	492	492

DAY 1  DAY 2 



Green Depth = 30 yds

This beautiful dogleg right Par 5 plays slightly uphill all the way. Playing up a small chute from the tee, the key is avoiding the right fairway bunker. Big hitters can carry this, leaving an excellent chance to reach this green. If you leak it too far right, you may be blocked by tall trees guarding the corner. Your approach plays 1-2 clubs longer depending on your distance, so take time to select your club wisely. The green is small compared to most, so a layup down the right could be a wise decision. Dial in your wedge for a chance at Birdie!




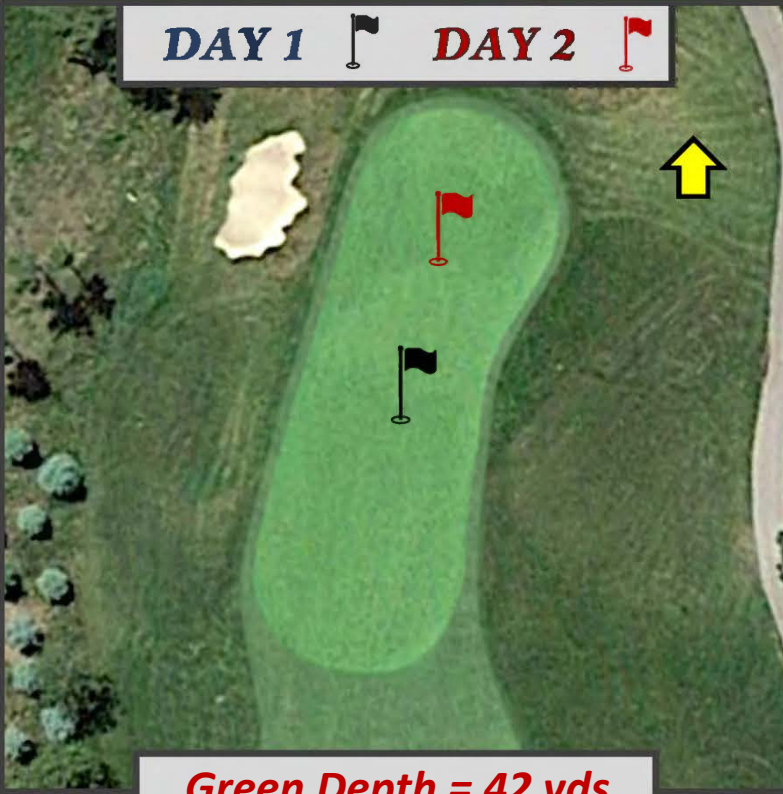
We take you around the world to play the game you love!

The Club at Bond Head - North

Hole #5 (Par 4)

B	ONS	C	R
385	385	385	385

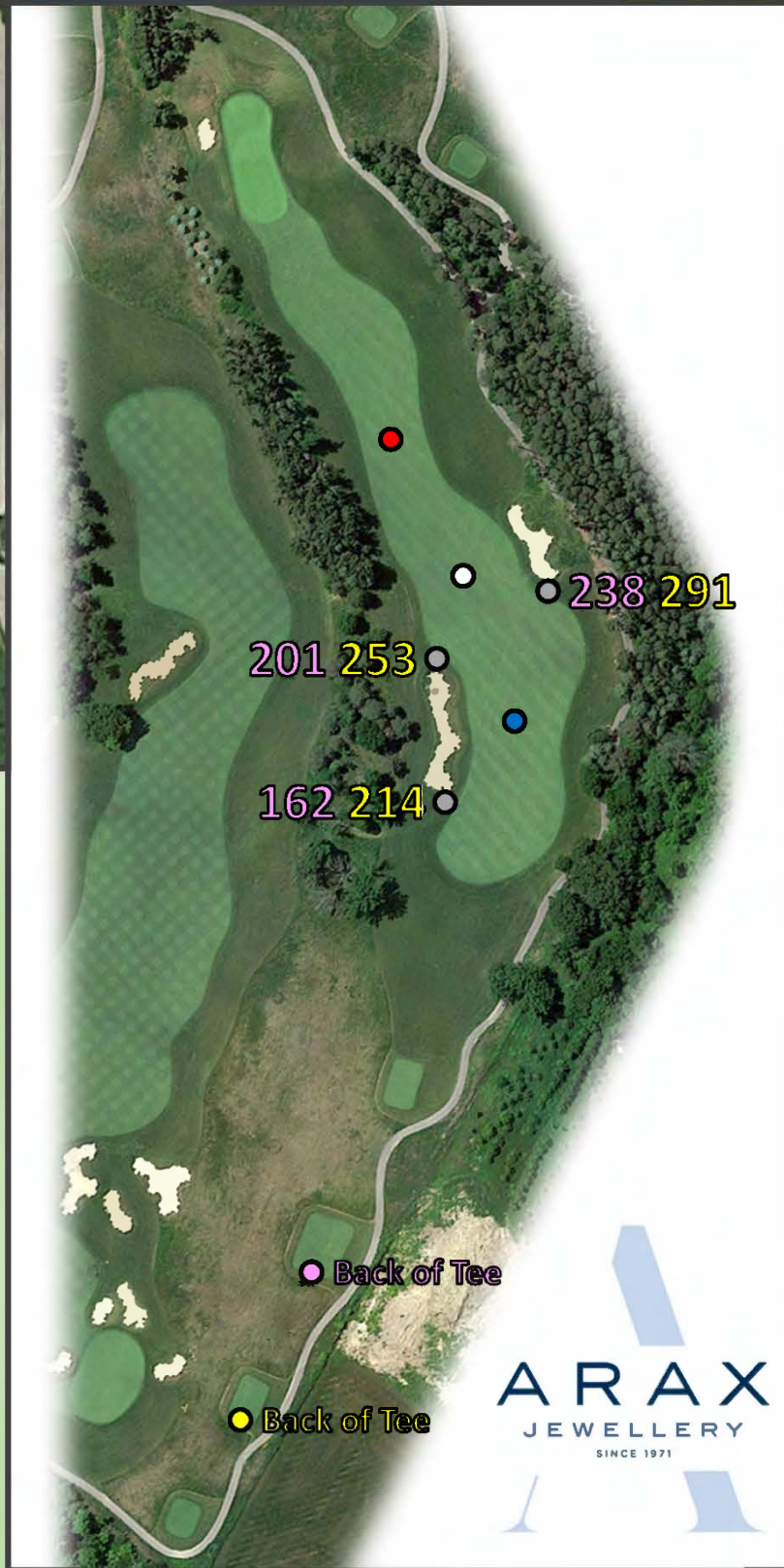
DAY 1  DAY 2 



Green Depth = 42 yds

The 5th hole is a long Par 4 dogleg left that often plays even longer into the wind! The fairway bunker left is no place to be, so favour the right side, leaving a long approach to an angled green. The approach then plays slightly downhill to a deep green with steep drop-offs on all sides.

If you miss this green, expect to channel your inner Mickelson, as a flop shot is required to get up and down! The green slopes left to right, so missing short or right is the better option. Par is an excellent Score! Birdie will make CASH for sure!



SUNDOG
EYEWEAR



The Club at Bond Head - North

Hole #6 (Par 4)

B	ONS	C	R
248	248	248	248

DAY 1  DAY 2 



Green Depth = 32 yds

The 2nd of the quirky holes, the 6th hole plays steeply up a ski slope with severe bunkers and slopes down the entire left side.

DO NOT get cute on this hole!

The best way to avoid disaster on this hole is to play to the elevated fairway down the right. This will leave a wedge approach to a shallow multi-tiered green. This is one of the strangest golf holes you can play, so keep it simple for the best results!




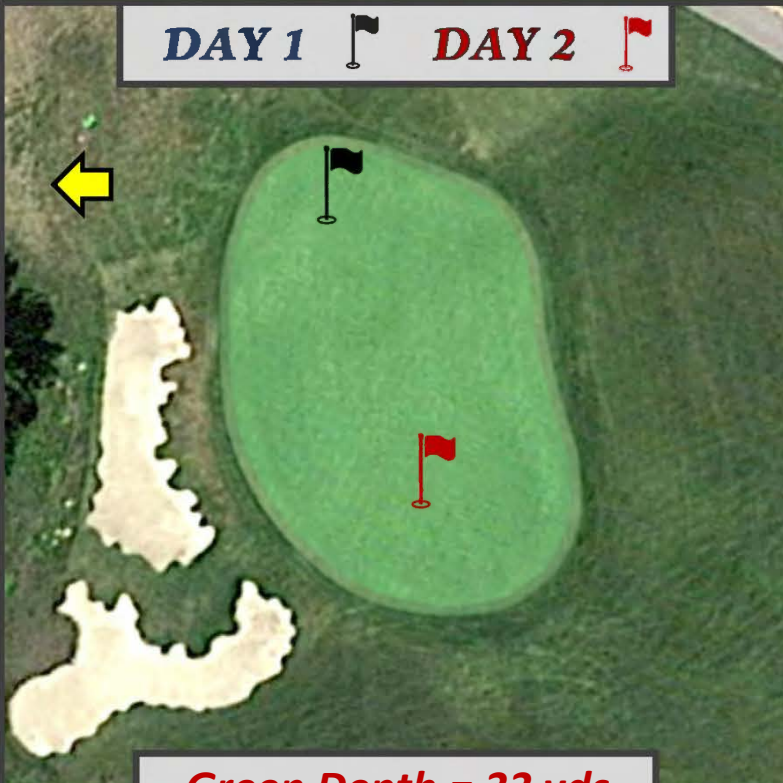
Peace & Health is Your Natural State

The Club at Bond Head - North

Hole #7 (Par 3)

B	ONS	C	R
150	150	150	150

DAY 1  DAY 2 



Green Depth = 33 yds

The 7th hole is a downhill medium-length Par 3 offering beautiful vistas on the tee. The most significant defence on this hole is the wind, which often pushes balls into the greenside bunkers on the left. With plenty of bailout to the right, this is the safe miss; however, the green slopes right to left, so you will need a delicate touch to save Par!



There is a ridge bisecting the green into front and back portions, so you need to find the correct tier if you want to write down a 2!



The Club at Bond Head - North

Hole #8 (Par 5)

B	ONS	C	R
522	522	522	522

DAY 1  DAY 2 



Green Depth = 40 yds

Playing as the #1 handicap hole, this narrow Par 5 will challenge your game. Not for the faint of heart, an extended force carry is required off the tee to a treelined fairway protected by fairway bunkers. Avoiding the bunkers and finding the short grass is crucial to success on this hole.

You will then have an uphill lay-up to a multi-tiered landing area. For best results, lay up between 125-150 yards, leaving an uphill lie to a large sloping green. This is another green where a 3 or 4 putt can occur, so avoid a big number here at all costs!



-  Back of Tee
-  Back of Tee
-  Back of Tee

LPS





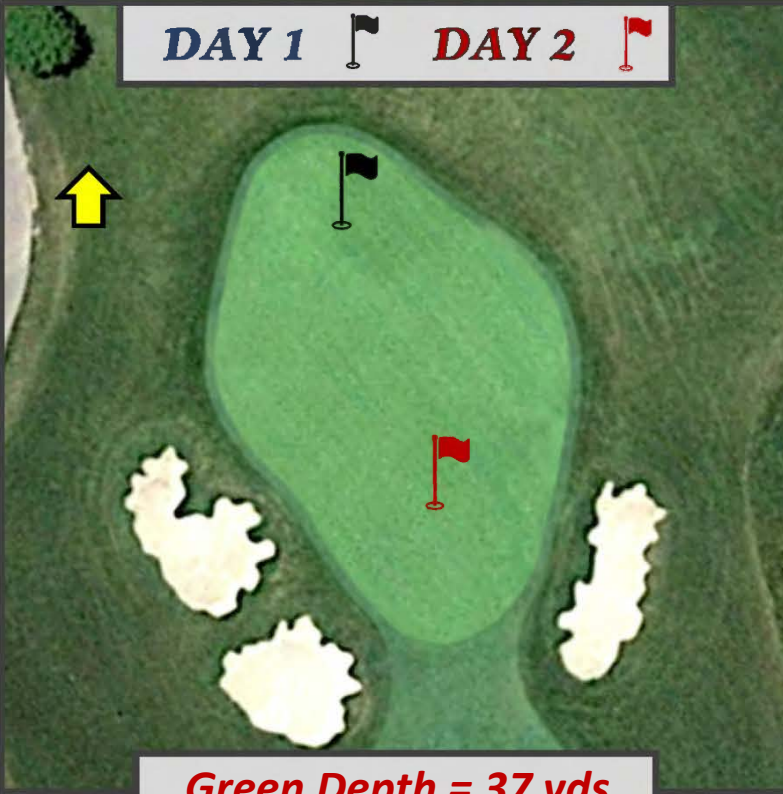
LPS

The Club at Bond Head - North

Hole #9 (Par 4)

B	ONS	C	R
367	367	367	367

DAY 1  DAY 2 



Green Depth = 37 yds

The 9th hole gives you a breather before heading to the scenic back 9. The tee shots play uphill to a blind fairway protected down the right by multiple bunkers. If you leak it too far right, you can expect a Blue Flag!

Finding the short grass will leave a slightly uphill approach to a large green with a small tier in the back left.

Another green that has several undulations, so the closer you can hit it, the more likely you can 2-putt for Par.





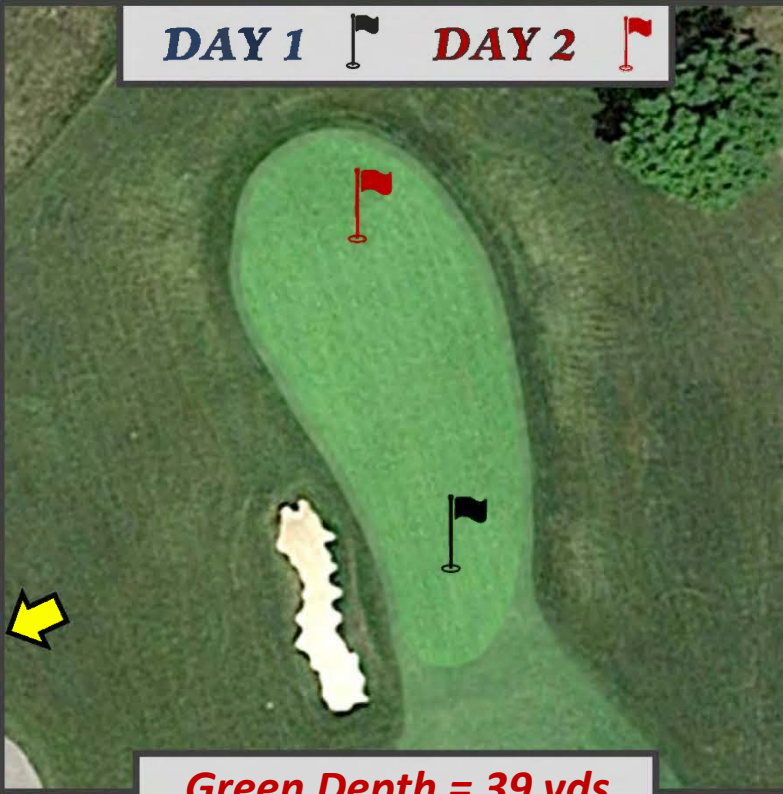
BOULDERZ
CLIMBING CENTRE

The Club at Bond Head - North

Hole #10 (Par 4)

B	ONS	C	R
361	361	361	361

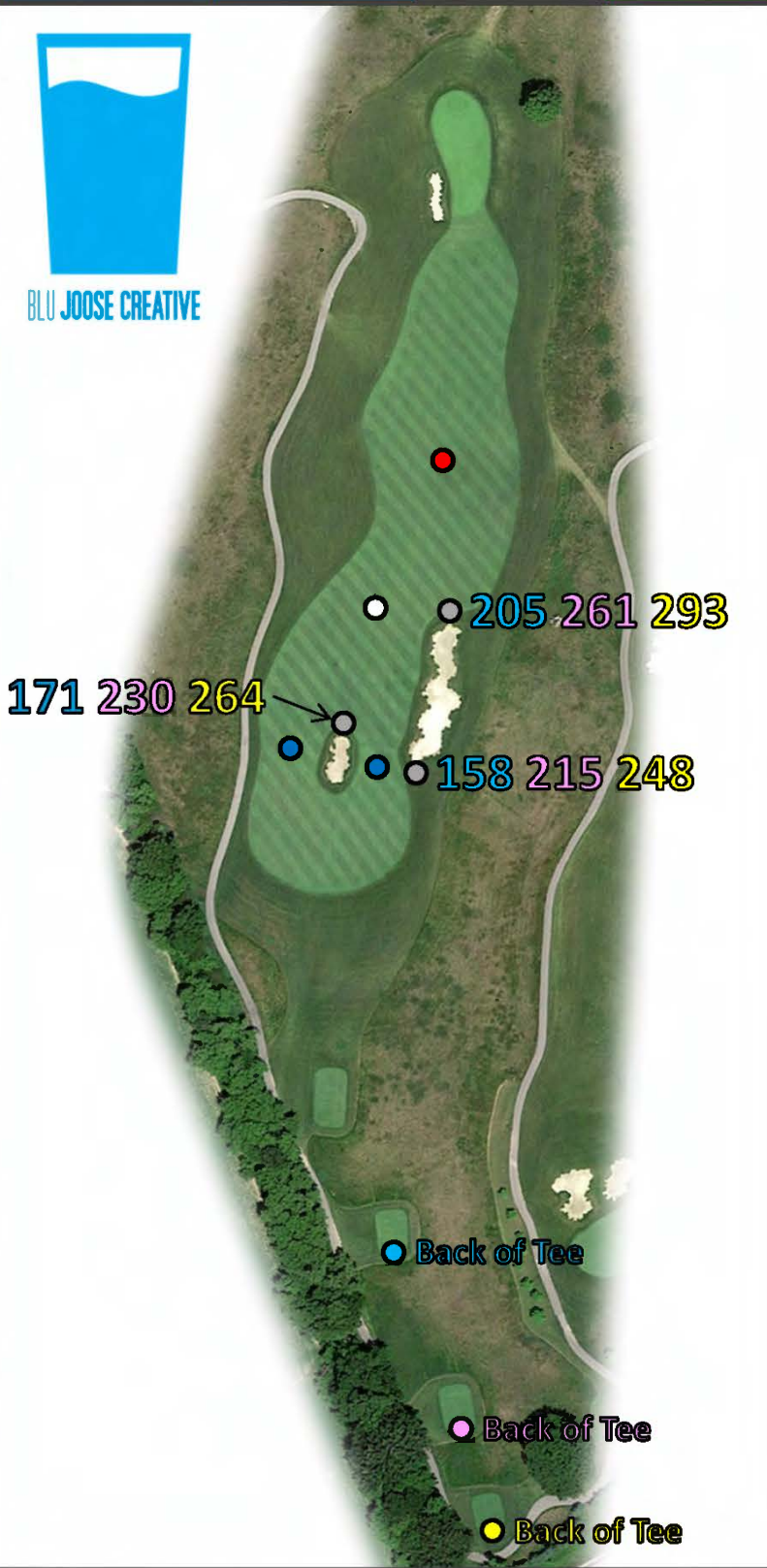
DAY 1  DAY 2 



Green Depth = 39 yds

The 10th hole is a short Par 4 dogleg right with a semi-blind fairway. With lots of room to miss right, you can challenge the right fairway bunker and cut this corner. The right rough leaves an excellent angle into the green.



For a more conservative approach, carry the centre bunker for a short iron into a narrow, two tiered green. Par is a likely result on this hole, but some Birdies will show up on the leaderboard!

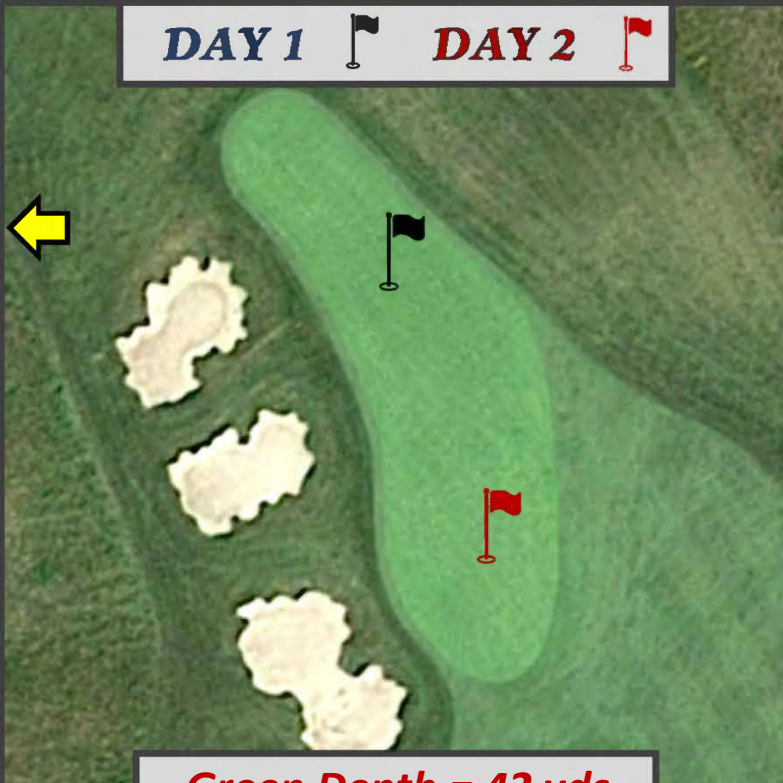


The Club at Bond Head - North

Hole #11 (Par 3)

B	ONS	C	R
180	180	180	180

DAY 1  DAY 2 



Green Depth = 42 yds

The 11th hole can stretch to 260 yards but for today's event, the hole plays 180 yards for the ...

GTA Am Tour Hole In One Competition!

The best chance to hit the green is to use the slope right of the surface. Everything will kick left, leaving many players with a Birdie Putt.

The green is kidney-shaped and narrow, so having the correct distance is the key to success!

Are you going to join the club?



**P.J. Dermody
Insurance Brokers**

The Club at Bond Head - North

Hole #12 (Par 5)


B
449

ONS
449

C
449

R
449

DAY 1 

DAY 2 

Green Depth = 23 yds

Playing straight North, this scenic Par 5 is reachable for the longest hitters. With a wide fairway and a forced carry, finding the short grass is key to going for this green. The ideal layup favours the right centre, avoiding the left fairway bunker located 100 yards from the green.

The green is separated left and right by a ridge down the centre, so you will want to find the same side as your pin position. This is a Birdie hole for many, but Bogeys can also sneak up on you!

235 257 281
224 246 270

233 257 283
212 237 263
194 218 243

-  Back of Tee
-  Back of Tee
-  Back of Tee

The Club at Bond Head - North

Hole #13 (Par 4)

B	ONS	C	R
353	353	353	353



Green Depth = 33 yds

The 13th hole plays as a short Par 4, often playing straight downwind. Driver may not be the best play here, but avoiding the deep fairway bunker on the right is the key to hitting this green. The approach plays more uphill than it appears, so consider taking an extra club as you ponder your club selection!

Although a false front can repel some balls, the bowl in the middle can lead to many Birdies if the pin is on that level! Par should be made here!




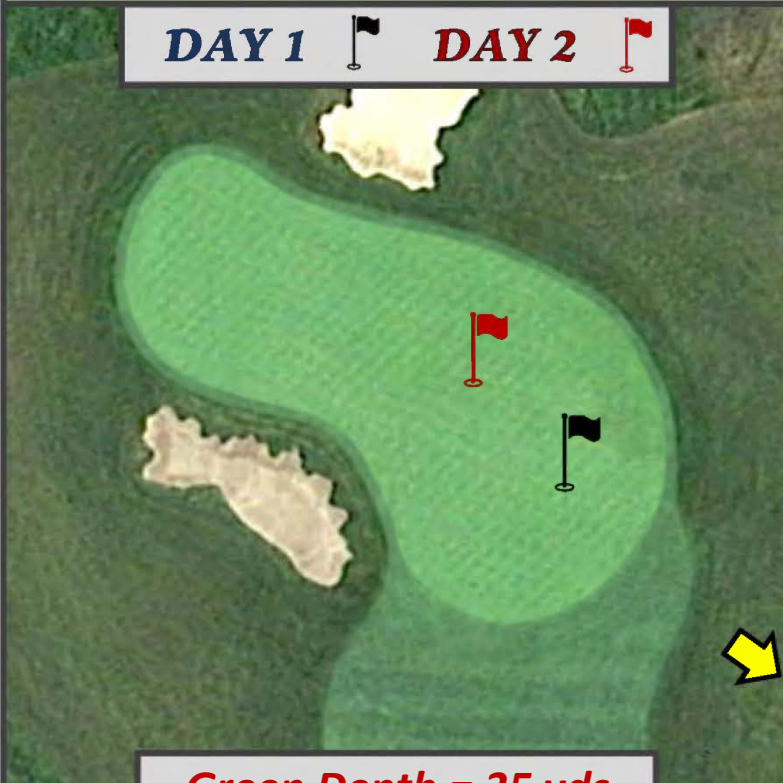
GOLF

The Club at Bond Head - North

Hole #14 (Par 3)

B	ONS	C	R
154	154	124	124

DAY 1  DAY 2 



Green Depth = 35 yds

This medium-length Par 3 can stretch to 220 yards, but it's playing as a short iron for most today!

There is much more room right than it appears, so you have some margin of error if the pin is right. If the pin is left, avoid the front bunker as this can leave a difficult sand save.


This is another green with a ridge in the middle of it, so if the pin is located there, you will need to play more break than meets the eye!

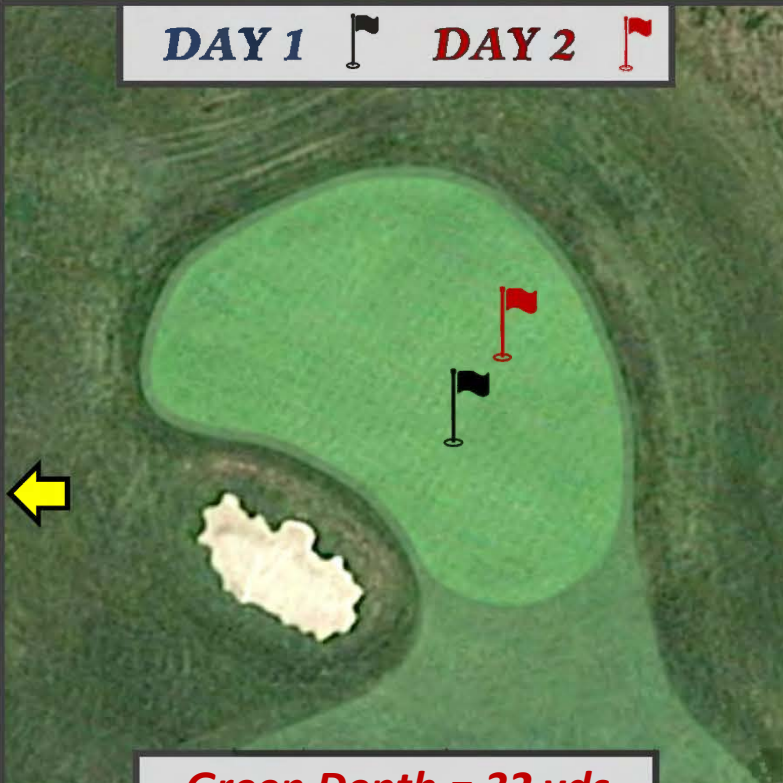


The Club at Bond Head - North

Hole #15 (Par 4)

B	ONS	C	R
386	386	348	348

DAY 1  DAY 2 



Green Depth = 32 yds

The 15th hole is another Par 4 playing longer than advertised due to the prevailing wind. The hole is protected by several bunkers down the right, so expect them to see a lot of action. If you stray into the left rough, you will face a blind shot over a large mound, making distance control very difficult.

A deep bunker protects the front left of this green, and you want to avoid this at all costs. Despite the yardage, Par is a good score on this hole!



The Club at Bond Head - North

Hole #16 (Par 3)

B

ONS

C

R

129

129

129

129

DAY 1 

DAY 2 



Green Depth = 36 yds

The 16th hole is the last short hole on the North Course. Playing around 150 yards, the key is distance control. Coming up short means playing out of some difficult bunkers, and going long could result in a walk of shame back to the tee!

The green is wide, so if you end up on the wrong side from the pin, you could be left with a long putt!

The green also slopes from left to right, so missing pin high left will require a delicate touch!

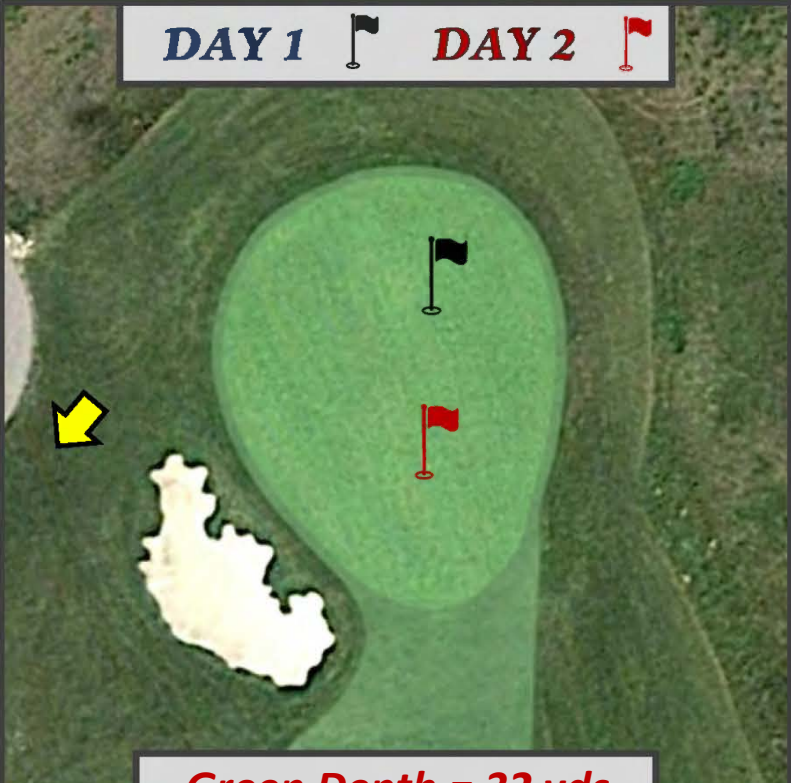


The Club at Bond Head - North

Hole #17 (Par 5)

B	ONS	C	R
473	473	473	473

DAY 1  DAY 2 



Green Depth = 32 yds

Perhaps the most scenic hole on the North Course is the Par 5 17th, playing uphill back to the clubhouse!

This wide-open hole will allow you to **“Grip it and Rip it!”** There is no reason to hold anything back with room left and right of the fairway.



The downhill tee shot plays to an inviting fairway. Then, an uphill approach plays two clubs longer into a right-to-left sloping green, protected by a large bunker left. **Laying up is a good strategy, but let's face it: did anyone come to play for 2nd place?**



The Club at Bond Head - North

Hole #18 (Par 4)

B	ONS	C	R
425	425	370	370

DAY 1  DAY 2 



Green Depth = 34 yds

The final hole is a long dogleg left Par 4 where Birdies are hard to come by. With room to bail out way right, the ideal play is to favour the right side. Whether on the short grass or not, a challenging downhill approach awaits to an angled green that slopes right to left. Holding the green can be difficult, but finding the bunkers can be much worse.

