




Muskoka Bay & the GTA AM Tour welcomes you to the:

HALF MOON RESORT TOUR CHAMPIONSHIP!





HALF MOON RESORT TOUR CHAMPIONSHIP

Muskoka Bay (Rounds 1 & 2)

Monday, October 6 & Tuesday, October 7, 2025

NOTICE TO COMPETITORS

This information supplements the 2025 Local Rules and Terms of Conditions for the GTA AM Tour. The current issue of the Golf Canada Rules of Golf govern play. **Any rules on the host club scorecard do not apply. Penalty for breach of a Local Rule is the general penalty, unless otherwise noted.**

1. **OUT OF BOUNDS (Rule 18.2):** See GTA AM Tour Hard Card for how Out of Bounds is defined.
HOLES #12, #14 & #18: Private property is out of bounds and defined by white dots or white stakes.
2. **HOST CLUB DROP ZONES ARE NOT AVAILABLE:** Any Drop Zone available at this event will be indicated by a GTA AM Tour sign.
3. **PENALTY AREAS (Rule 17):** Red lines define the edge of the penalty area. Where penalty areas are not marked with lines, the change in the height of the grass defines the edge of the penalty area. Where there is no change in the height of the grass, the penalty area is defined by its natural boundaries. Unmarked penalty areas are red penalty areas.

All areas of long grass, rock or uncut areas are red penalty areas and the edge of the penalty area is defined by the edge of the long grass, rock or uncut area.

DROP ZONES AVAILABLE:

HOLES #1, #4, #5 & #9: For a ball that enters the penalty area between the tee and fairway, another ball may be put in play using Rule 17.1d(1), (2) or (3), or *as an additional option, the player may use the Drop Zone* located on the forward course tee deck.

HOLE #2 & #17: For a ball that enters the penalty area between the tee and green, another ball may be put in play using Rule 17.1d(1), (2) or (3), or *as an additional option, the player may use the Drop Zone* located on the forward course tee deck.

4. **OBSTRUCTIONS AND GROUND UNDER REPAIR (Rule 16.1 applies):** Any areas of ground under repair will be marked or noted.

NO PLAY ZONES: Areas that are ornamental garden beds, turf nurseries or decorative flowerbeds are No Play Zones that are to be treated as Ground Under Repair. Players must proceed under Rule 16.1f.

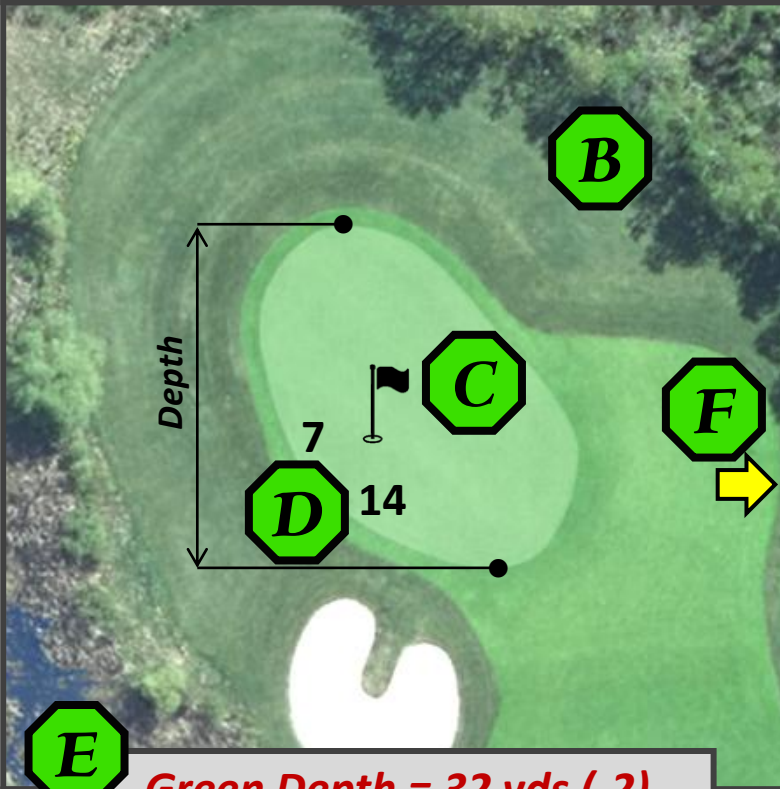
DROP ZONES AVAILABLE:

HOLE #18: Clubhouse & Asphalt paths around green. For interference from lie, stance or swing, the player may determine the nearest point of complete relief or may use the designated Drop Zone near the green.

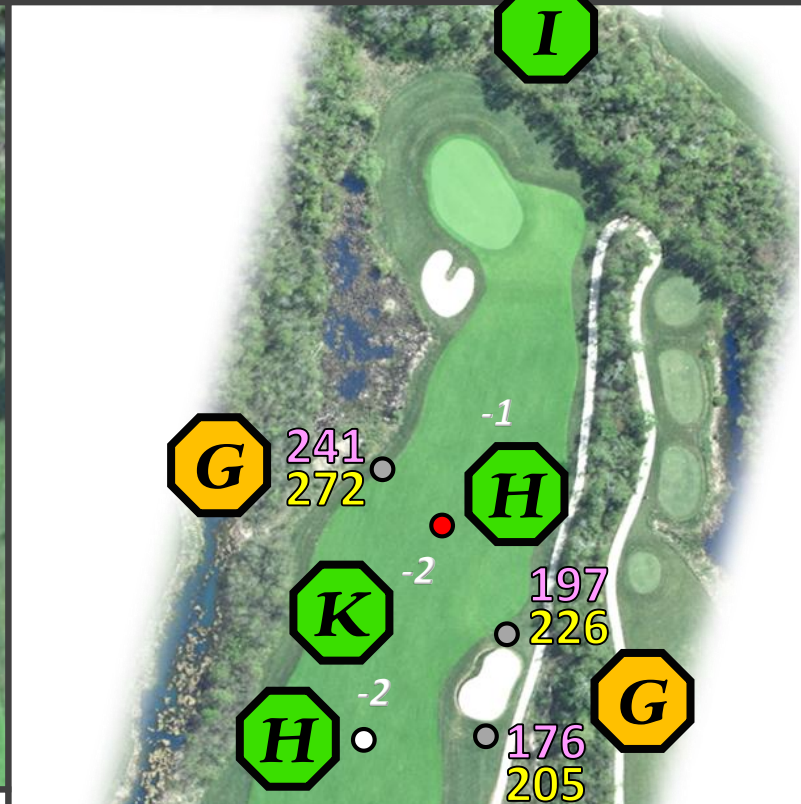
How To Use This Guide

Hole #6 (Par 4)

| CH | A | B | ONS | C | R |
|-----|-----|-----|-----|-----|-----|
| 342 | 342 | 331 | 331 | 320 | 320 |



E Green Depth = 32 yds (-2)



- A. This box provides pro tips and general information about the hole.
- B. Image of the green complex (aligned to the 150-yard marker).
- C. Flag showing the pin location.
- D. Distances from the front and side of the green to the pin location.
- E. Green depth and a +/- distance from the centre of the green to the pin in brackets.
- F. Arrow indicating the direction to the next tee (leave your clubs here when walking).
- G. Distances from spots in the teeing ground ● ● ● to various locations in the landing area ●. The distance text is colour coded to match the teeing ground spots. The actual tee marker positions will vary, but differences can be quickly paced off or estimated.
- H. Standard 100 ●, 150 ●, 200 ●, and 250 ● yard markers.

- K. White and cyan +/- distance adjustments (in yards) indicate a shot will play shorter or longer due to changes in elevation. Plus means the shot plays uphill and minus means the shot plays downhill. Cyan text: measured from the tee to the approximate landing area. White text: measured from the text (or tees on par 3s) to the centre of the green.



- I. Hole yardages for each flight.
- J. Flag indicating the year of photography.

MUSKOKA BAY CLUB

HOLE #1 (PAR 4)

| CH | A | B | ONS | C | R |
|-----|-----|-----|-----|-----|-----|
| 369 | 369 | 333 | 333 | 333 | 333 |



Green Depth = 35 yds (-7)

**DAY 1 OF THE
HALF MOON RESORT
TOUR CHAMPIONSHIP!**

TABLE ROCK

THIS OPENING PAR 4 IS NOT LONG ON THE SCORECARD; HOWEVER, LOTS OF TROUBLE LOOMS. THE FAIRWAY SLOPES LEFT TO RIGHT AND PLAYS A FEW YARDS UPHILL FROM THE TEE. THE IDEAL LINE IS SLIGHTLY RIGHT OF THE FIRST FAIRWAY BUNKER, WHICH WILL GIVE A GOOD ANGLE FOR YOUR 2ND. THIS GREEN HAS A FALSE FRONT, MULTIPLE TIERS, AND SLOPES LEFT TO RIGHT, SO CHECK PIN LOCATION CAREFULLY IF YOU WANT TO START WITH A BIRDIE!




Half Moon

JAMAICA

MUSKOKA BAY CLUB

HOLE #2 (PAR 3)

| CH | A | B | ONS | C | R |
|-----|-----|-----|-----|-----|-----|
| 174 | 144 | 144 | 144 | 134 | 134 |



Green Depth = 37 yds (-1)

PULPIT

THIS BEAUTIFUL PAR 3 FEATURES A GENEROUSLY SIZED GREEN THAT SUBTLY SLOPES FROM LEFT TO RIGHT, CHALLENGING YOUR ABILITY TO CONTROL SPIN AND PLACEMENT. THE LARGE FALSE FRONT IS THE REAL HAZARD HERE – ANYTHING SHORT WILL ROLL BACK, LEAVING YOU WITH A DIFFICULT UPHILL CHIP. TO GIVE YOURSELF A REAL CHANCE AT BIRDIE, COMMIT TO CARRYING THE FALSE FRONT AND LANDING YOUR SHOT SAFELY ON THE BACK OR MIDDLE SECTION OF THE GREEN.



Half Moon

JAMAICA

MUSKOKA BAY CLUB

HOLE #3 (PAR 4)

| CH | A | B | ONS | C | R |
|-----|-----|-----|-----|-----|-----|
| 387 | 387 | 361 | 361 | 361 | 361 |



Green Depth = 35 yds (+5)

LOST LAKE

THIS SLIGHTLY UPHILL PAR 4 BENDS GENTLY TO THE LEFT, REWARDING AN ACCURATE TEE SHOT. AIM JUST RIGHT OF THE 150-YARD MARKER; THE FAIRWAY NATURALLY SLOPES LEFT AND WILL HELP FEED YOUR BALL TOWARD THE IDEAL POSITION. THE GREEN IS LONG AND CHALLENGING, SO CLUB SELECTION IS KEY. AVOID MISSING LEFT AT ALL COSTS, AS RECOVERY FROM THAT SIDE IS DIFFICULT. MISSES TO THE RIGHT MAY KICK TOWARD THE GREEN, BUT ANYTHING LONG IS TROUBLE. CHECK THE PIN SHEET CAREFULLY BEFORE SELECTING YOUR APPROACH CLUB TO SET UP THE BEST CHANCE AT PAR OR BIRDIE.



Half Moon


JAMAICA

MUSKOKA BAY CLUB

HOLE #4 (PAR 4)

| CH | A | B | ONS | C | R |
|-----|-----|-----|-----|-----|-----|
| 326 | 306 | 274 | 274 | 274 | 274 |

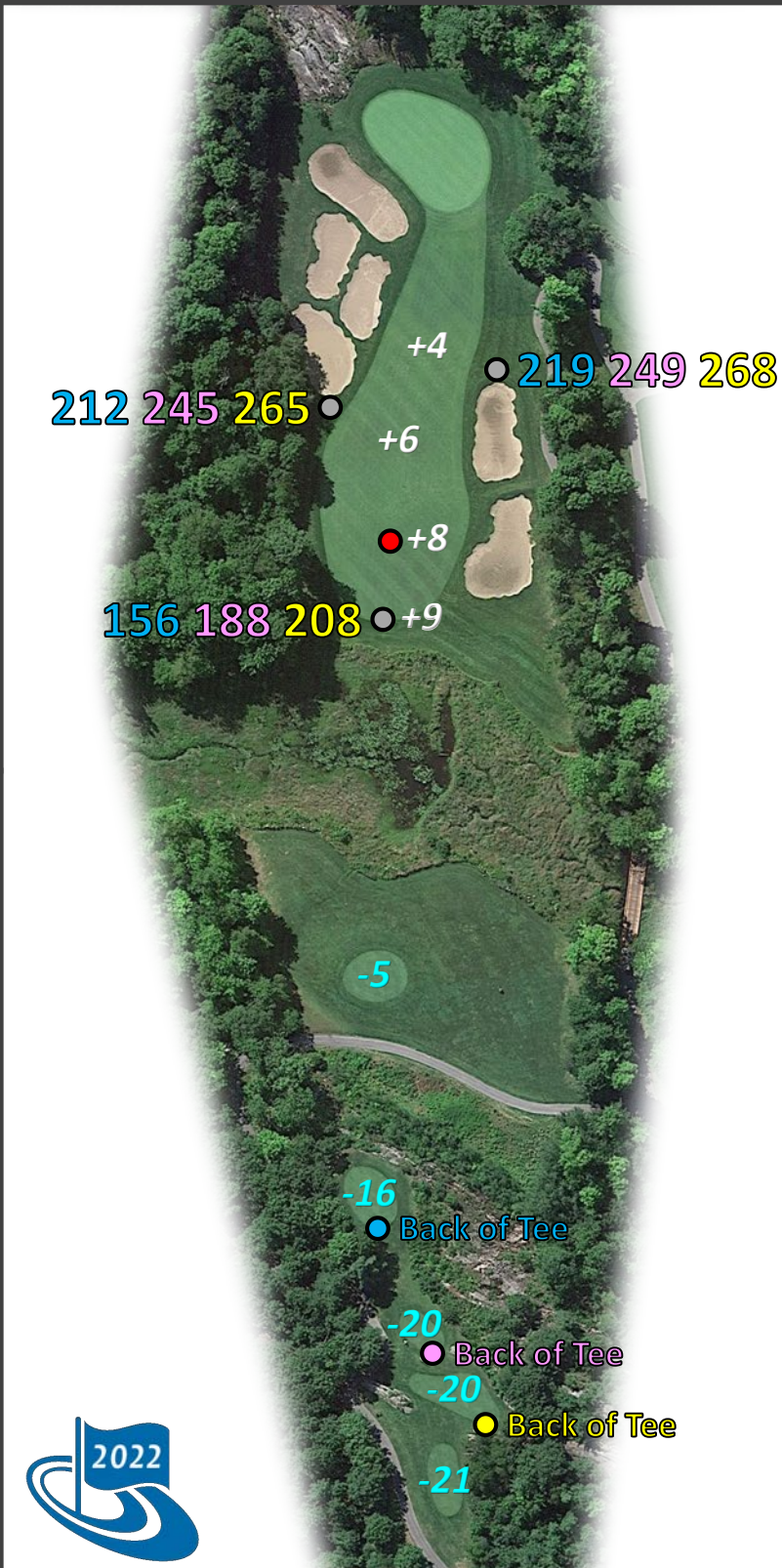
* Green depth alignment is from the 100-yard marker.



Green Depth = 29 yds (+1)

SHORTY

THIS HOLE IS AS STUNNING AS IT IS STRATEGIC – ONE OF THE MOST PICTURESQUE IN MUSKOKA AND EVEN CANADA. WHILE SHORT ON THE SCORECARD, IT IS FULL OF POTENTIAL TROUBLE FOR A WAYWARD SHOT. FINDING THE FAIRWAY IS CRITICAL AND SETS UP A REAL BIRDIE OPPORTUNITY. THE GREEN FEATURES A PRONOUNCED FALSE FRONT AND SIGNIFICANT SLOPE, A CLASSIC MUSKOKA BAY CHALLENGE, SO BE PRECISE WITH YOUR APPROACH TO HOLD THE PUTTING SURFACE.




Half Moon

JAMAICA

MUSKOKA BAY CLUB

HOLE #5 (PAR 5)

| CH | A | B | ONS | C | R |
|-----|-----|-----|-----|-----|-----|
| 470 | 437 | 437 | 437 | 423 | 423 |



Green Depth = 34 yds (+4)

CLIFFSIDE

THIS SLIGHT DOGLEG LEFT INVITES AGGRESSIVE PLAY FOR BIG HITTERS TO GO FOR THE GREEN IN TWO. IF YOU CHOOSE TO LAY UP, BE MINDFUL OF THE FAIRWAY BUNKER ABOUT 100 YARDS SHORT OF THE GREEN, AS IT CAN QUICKLY TURN A BIRDIE CHANCE INTO A STRUGGLE FOR PAR. THE GREEN IS DRAMATICALLY SPLIT INTO TWO TIERS, SO LEAVE YOUR APPROACH ON THE CORRECT LEVEL TO SET UP A REALISTIC LOOK AT THAT RARE EAGLE OR BIRDIE.




Half Moon

JAMAICA

MUSKOKA BAY CLUB

HOLE #6 (PAR 3)

| CH | A | B | ONS | C | R |
|-----|-----|-----|-----|-----|-----|
| 195 | 125 | 125 | 125 | 125 | 125 |



Green Depth = 33 yds (+7)

SON OF BIRCH

THIS STUNNING PAR 3 FEATURES AN EXTENDED, SLOPING GREEN THAT DEMANDS PRECISION. HITTING THE CORRECT TIER IS CRUCIAL; MISS IT, AND YOU'LL FACE ONE OF THE TOUGHEST TWO-PUTTS ON THE COURSE. DESPITE IT'S CHALLENGE, THIS HOLE HOLDS A REMARKABLE REPUTATION: IT PRODUCES MORE HOLES-IN-ONE HERE EACH YEAR THAN ANYWHERE ELSE ON THE COURSE.

IS IT YOUR TIME FOR AN ACE?



Half Moon
JAMAICA

MUSKOKA BAY CLUB

HOLE #7 (PAR 4)

| CH | A | B | ONS | C | R |
|-----|-----|-----|-----|-----|-----|
| 415 | 405 | 372 | 372 | 372 | 372 |



Green Depth = 36 yds (+2)

BEAR'S DEN

THIS HOLE PLAYS STRAIGHTAWAY WITH A GENEROUS FAIRWAY, BUT BEWARE OF THE LONG FAIRWAY BUNKER GUARDING THE RIGHT SIDE. THE GREEN IS LENGTHY, WITH A PRONOUNCED FALSE FRONT AND MULTIPLE TIERS – PRECISION IS KEY. ALWAYS CHECK THE PIN SHEET BEFORE YOUR APPROACH, AND AVOID GOING LONG, AS THE GREEN SLOPES BACK TO FRONT AND WILL LEAVE A VERY CHALLENGING RECOVERY.



Half Moon

JAMAICA

MUSKOKA BAY CLUB

HOLE #8 (PAR 5)

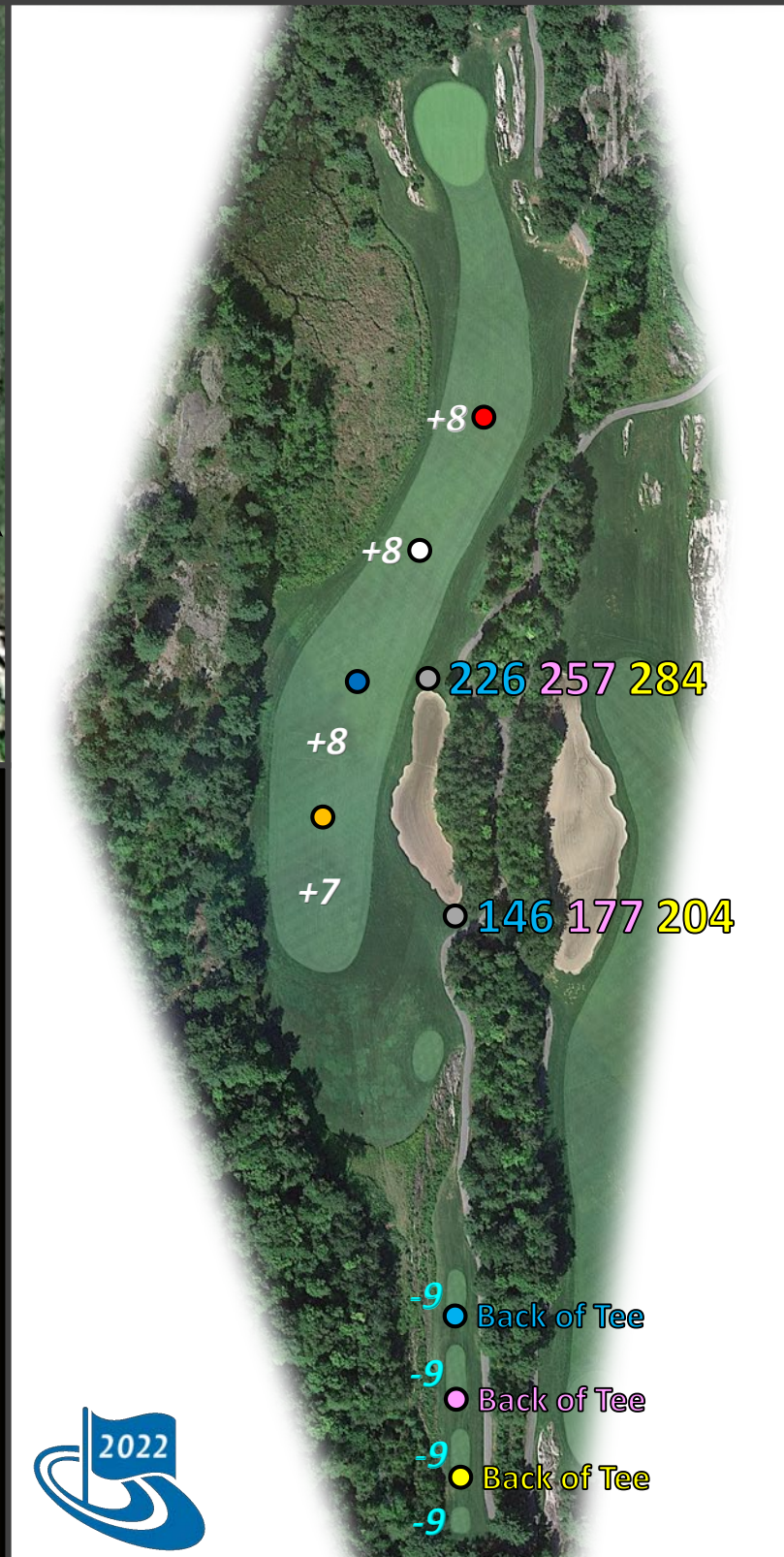
| CH | A | B | ONS | C | R |
|-----|-----|-----|-----|-----|-----|
| 511 | 494 | 494 | 494 | 462 | 462 |



Green Depth = 36 yds (-5)

EIGER

A FANTASTIC SCORING OPPORTUNITY AWAITS ON THIS PAR 5. PLAY YOUR DRIVE SAFELY TO THE LEFT OF THE LONG FAIRWAY BUNKER, OR TAKE ON THE CARRY IF YOU'RE FEELING AGGRESSIVE — CLEARING IT SETS UP A CHANCE TO REACH THE GREEN IN TWO AND GO FOR EAGLE. THE ELEVATED GREEN IS DRAMATIC, FEATURING A LARGE HUMP IN THE MIDDLE/BACK THAT CREATES DISTINCT TIERS. CHECK THE PIN LOCATION CAREFULLY BEFORE YOUR APPROACH, AS THE GREEN'S SIGNIFICANT FALSE FRONT CAN SEND SHOTS ROLLING ALL THE WAY BACK DOWN THE HILL.



Half Moon

JAMAICA

MUSKOKA BAY CLUB

HOLE #9 (PAR 4)

| CH | A | B | ONS | C | R |
|-----|-----|-----|-----|-----|-----|
| 363 | 363 | 327 | 327 | 327 | 327 |

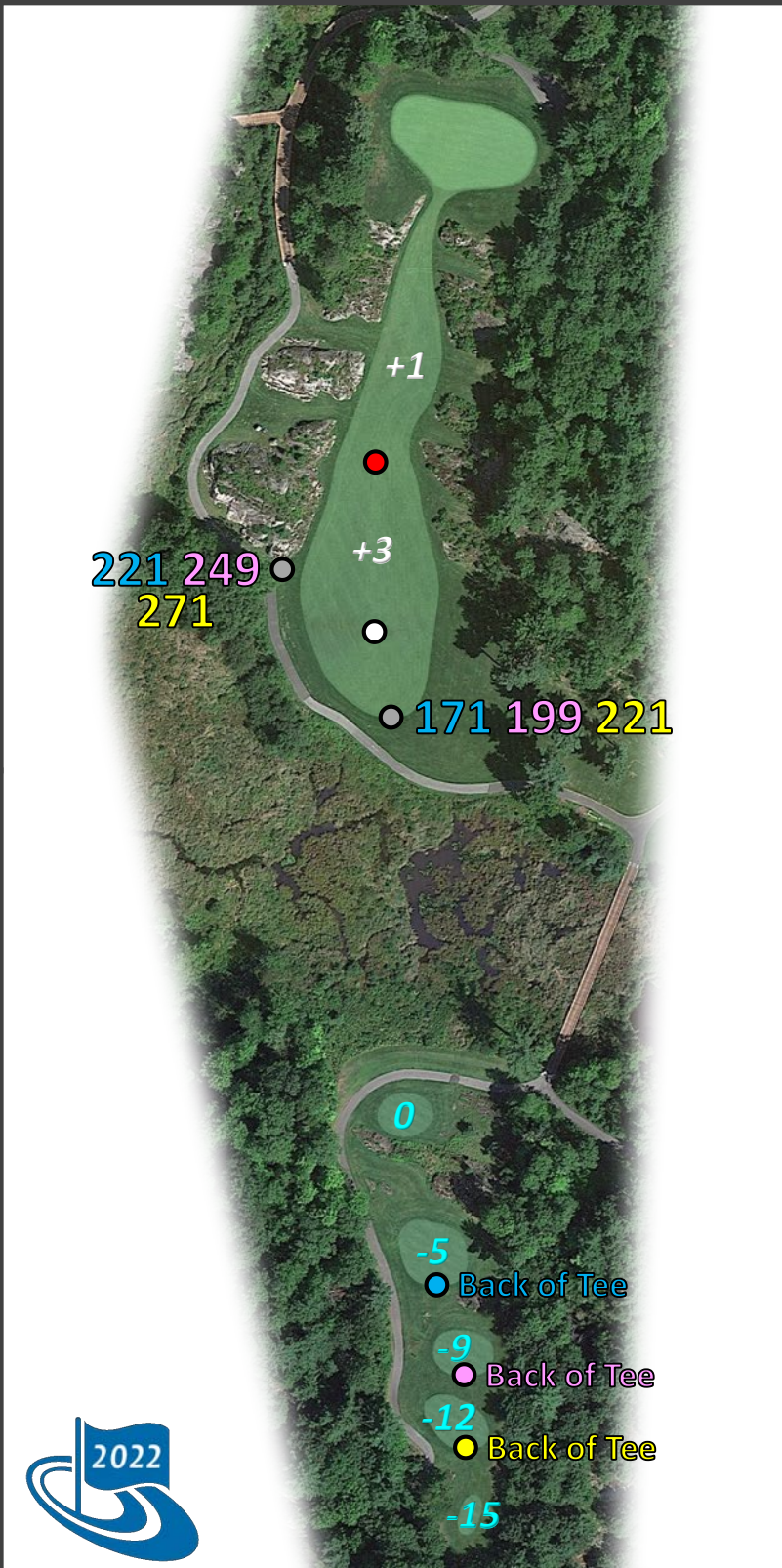


Green Depth = 26 yds (+6)

THE NARROWS

THIS UPHILL PAR 4, THE NUMBER ONE HANDICAP HOLE, OFFERS A BEAUTIFUL VIEW OF THE CLUBHOUSE FROM THE TEE DECK, BUT DON'T GET DISTRACTED.

YOUR TOP PRIORITY IS FINDING THE FAIRWAY TO SET UP A MANAGEABLE APPROACH. THE SECOND SHOT PLAYS UPHILL TO A MASSIVE GREEN THAT STRETCHES OVER 40 YARDS FROM LEFT TO RIGHT, WITH SUBTLE SLOPES FUNNELING EVERYTHING TOWARD THE MIDDLE. STEER CLEAR OF THE ROCKY AREAS, AND YOU'LL WALK OFF WITH A SATISFYING PAR TO CLOSE OUT THE FRONT NINE.




Half Moon

JAMAICA

MUSKOKA BAY CLUB

HOLE # 10 (PAR 4)

| CH | A | B | ONS | C | R |
|-----|-----|-----|-----|-----|-----|
| 413 | 405 | 390 | 390 | 370 | 370 |



Green Depth = 35 yds (-13)

PURGATORY

THE BACK NINE OPENS WITH A STRONG DOGLEG-RIGHT PAR 4. AIM YOUR TEE SHOT NEAR THE 150-YARD MARKER; THE FAIRWAY WILL NATURALLY KICK THE BALL RIGHT TOWARD THE FLATTER LANDING AREA. THE APPROACH PLAYS TO AN ELEVATED GREEN WITH A CHALLENGING FALSE FRONT THAT DEMANDS PRECISION. THIS IS ONE OF THE MOST DIFFICULT GREENS TO READ, WITH MULTIPLE SLOPES AND SUBTLE BREAKS. CHECK THE PIN LOCATION CAREFULLY AND PLAN YOUR APPROACH WISELY TO AVOID A TRICKY TWO-PUTT.

27 MORE HOLES TO GO!



Half Moon

JAMAICA

MUSKOKA BAY CLUB

HOLE # 11 (PAR 3)

| CH | A | B | ONS | C | R |
|-----|-----|-----|-----|-----|-----|
| 155 | 155 | 155 | 155 | 155 | 155 |



Green Depth = 33 yds (-3)

BAD BABY

THIS IS A BEAUTIFUL PAR 3 WITH A LARGE GREEN THAT SLOPES FROM LEFT TO RIGHT AND FEATURES A NATURAL BACKSTOP THAT CAN BE USED TO YOUR ADVANTAGE DEPENDING ON PIN PLACEMENT. AVOID THE BUNKER SHORT OF THE GREEN – FINDING IT WILL LEAVE YOU WITH A BLIND UPHILL RECOVERY AND A TOUGH CHANCE AT SAVING PAR.

THIS IS THE GTA AT HOLE IN ONE COMPETITION!



Half Moon

JAMAICA

MUSKOKA BAY CLUB

HOLE # 12 (PAR 5)

| CH | A | B | ONS | C | R |
|-----|-----|-----|-----|-----|-----|
| 536 | 536 | 522 | 522 | 480 | 480 |



Green Depth = 41 yds (+11)

ALPS

THIS PAR 5 IS AS FUN AS IT IS CHALLENGING. THE FAIRWAY SLOPES LEFT, SO USE THAT TO YOUR ADVANTAGE, BUT AVOID MISSING LONG AND RIGHT – ROCKS AND BUSHES NEAR THE CART PATH CAN BRING OUT-OF-BOUNDS INTO PLAY. OFF THE TEE, CARRY THE SMALL ROCK IN THE CENTER OF THE FAIRWAY OR USE THE TALL TREES IN THE DISTANCE AS YOUR TARGET LINE. THE GREEN IS NARROW BUT VERY LONG, MAKING CLUB SELECTION CRUCIAL. ALWAYS CHECK THE PIN SHEET AND ENSURE THAT YOU CARRY THE PRONOUNCED FALSE FRONT TO HOLD THE PUTTING SURFACE.



Half Moon

JAMAICA

MUSKOKA BAY CLUB

HOLE # 13 (PAR 4)

| CH | A | B | ONS | C | R |
|-----|-----|-----|-----|-----|-----|
| 371 | 371 | 371 | 371 | 350 | 350 |



Green Depth = 34 yds (-9)

BUNKER HILL

THIS PAR 4 FEATURES A WIDE FAIRWAY TO THE RIGHT FOR A SAFE PLAY, BUT THE AGGRESSIVE LINE DOWN THE LEFT BRINGS A SERIES OF BUNKERS INTO PLAY — AND STAYING TOO FAR LEFT LEAVES YOU CONTENDING WITH A STEEP HILL ON YOUR APPROACH. THE GREEN IS ONE OF THE MOST INTERESTING ON THE COURSE, WITH THREE TIERS AND A BOWL IN THE MIDDLE THAT SLOPES TO THE RIGHT. CHECK THE PIN SHEET CAREFULLY, CARRY THE FALSE FRONT, AND LEAVE YOUR APPROACH ON THE CORRECT TIER TO AVOID A DIFFICULT TWO-PUTT.



Half Moon

JAMAICA

MUSKOKA BAY CLUB

HOLE # 14 (PAR 5)

| CH | A | B | ONS | C | R |
|-----|-----|-----|-----|-----|-----|
| 526 | 526 | 516 | 516 | 455 | 455 |



Green Depth = 34 yds (+7)

HIMALAYAS

THE FINAL PAR 5 ON THE COURSE IS ALSO THE TOUGHEST. POSITION YOUR DRIVE JUST LEFT OR SHORT OF THE ROCKS TO SET UP THE HOLE PROPERLY. A WELL-PLACED LAYUP TO THE CENTER OR RIGHT SIDE OF THE FAIRWAY GIVES YOU THE BEST ANGLE INTO THE GREEN. THE PUTTING SURFACE SLOPES NOTICEABLY TO THE LEFT AND FEATURES A FALSE FRONT THAT MUST BE CARRIED TO HOLD THE GREEN. SMART STRATEGY IS KEY HERE — PLAY IT WELL AND YOU’LL EARN A HARD-FOUGHT PAR OR BETTER.



Half Moon

JAMAICA

MUSKOKA BAY CLUB

HOLE # 15 (PAR 4)

| CH | A | B | ONS | C | R |
|-----|-----|-----|-----|-----|-----|
| 414 | 414 | 348 | 348 | 348 | 348 |



Green Depth = 38 yds (-7)

ALCATRAZ

THIS PAR 4 FEATURES A FAIRWAY THAT SLOPES FROM LEFT TO RIGHT, MAKING POSITIONING OFF THE TEE IMPORTANT. THE GREEN IS LARGE, LONG, AND FULL OF UNDULATION — ONE OF THE TRICKIEST SURFACES ON THE COURSE. BE SURE TO CHECK THE PIN SHEET AND PLAN YOUR APPROACH CAREFULLY. READING THIS GREEN CORRECTLY IS NO EASY TASK, SO TAKE YOUR TIME AND TRUST YOUR LINE.



Half Moon

JAMAICA

MUSKOKA BAY CLUB

HOLE # 16 (PAR 4)

| CH | A | B | ONS | C | R |
|-----|-----|-----|-----|-----|-----|
| 396 | 380 | 380 | 380 | 344 | 344 |



Green Depth = 41 yds (+1)

GIBRALTAR

HOLE 16 BEGINS THE CLOSING STRETCH WITH A SLIGHT DOGLEG LEFT. FIND THE "SPEED SLOT" ON THE LEFT SIDE OF THE FAIRWAY TO SET UP THE BEST ANGLE INTO THE ELEVATED GREEN, WHICH SLOPES BACK-TO-FRONT AND LEFT-TO-RIGHT. IF YOU THOUGHT THE GREEN ON 15 WAS TRICKY, THIS ONE WILL REALLY TEST YOUR READING SKILLS – CHECK THE PIN SHEET CAREFULLY, COMMIT TO YOUR LINE, AND BE HAPPY WITH TWO PUTTS. A BIRDIE HERE IS RARE AND CAN EASILY WIN A SKIN, NO MATTER WHAT FLIGHT.



Half Moon

JAMAICA

MUSKOKA BAY CLUB

HOLE # 17 (PAR 3)

| CH | A | B | ONS | C | R |
|-----|-----|-----|-----|-----|-----|
| 167 | 167 | 124 | 124 | 124 | 124 |



Green Depth = 28 yds (-6)

WATERLOO

THIS SPECTACULAR PAR 3 FEELS ALMOST LIKE AN ISLAND GREEN, SURROUNDED BY THE BEAUTY OF THE MUSKOKA FOREST. CHECK THE WIND, PICK YOUR CLUB WITH CONFIDENCE, AND COMMIT TO YOUR SHOT. THE GREEN STRETCHES AN IMPRESSIVE 40 YARDS FROM LEFT TO RIGHT, WITH A CENTRAL RIDGE DIVIDING THE TWO SIDES. THE CARRY IS SLIGHTLY SHORTER TO THE LEFT, OFFERING A SAFER PLAY. DON'T BE INTIMIDATED — A WELL-STRUCK SHOT HERE CAN SET UP A MEMORABLE PAR OR EVEN A LATE-ROUND BIRDIE.



Half Moon

JAMAICA

MUSKOKA BAY CLUB

HOLE #18 (PAR 4)

| CH | A | B | ONS | C | R |
|-----|-----|-----|-----|-----|-----|
| 401 | 401 | 359 | 359 | 359 | 359 |



Green Depth = 33 yds (+9)

HOME

PERHAPS THE MOST UNDERRATED — AND ARGUABLY THE BEST — HOLE AT MUSKOKA BAY. THIS PAR 4 PLAYS UPHILL OFF THE TEE, WITH A FAIRWAY THAT SLOPES FROM LEFT TO RIGHT. AIM AT THE RIGHT EDGE OF THE FAIRWAY BUNKER TO HOLD THE FAIRWAY AND CATCH THE SPEED SLOT FOR EXTRA ROLL. THE GREEN SLOPES FROM RIGHT TO LEFT, DEMANDING A WELL-PLACED APPROACH. WHATEVER YOU DO, DON'T GO LONG — THERE'S OUT-OF-BOUNDS BEYOND THE CART PATH. GOOD LUCK, AND ENJOY FINISHING YOUR ROUND ON ONE OF CANADA'S FINEST CLOSING HOLES.



Half Moon

JAMAICA



LIVE NOW. LIVE FREED. PLAY GOLF.

A triple-crown set of courses awaits at Muskoka Bay Resort, Deerhurst Resort and Horseshoe Valley Club. Experience the evolution of golf with this elite golf membership that offers unlimited play with priority tee times at your home club, plus access to two additional clubs, and VIP offering at all Freed resorts.



Learn more at FREEDGOLF.COM





MUSKOKA BAY
RESORT



New Condo Suites

Escape to **Muskoka Bay Resort**, just 90 minutes north of Toronto, where comfort and nature come together. Stay in our stylish suites, lofts, or villas, and enjoy top-notch amenities, including dining and a fitness center at our beautiful golf clubhouse. Golf lovers will appreciate our championship course, designed by **Doug Carrick**, set against the stunning backdrop of Muskoka's landscapes. Whether you're relaxing by the infinity pool or playing a round of golf, Muskoka Bay Resort offers the perfect getaway, just a short drive from the city.

Coming late 2025

Introducing our newest destination at Muskoka Bay Resort! Experience modern, beautifully designed suites that combine comfort and style. Relax and unwind at **Skybar**, our rooftop restaurant and patio offering breathtaking views and exceptional dining.

At Muskoka Bay Resort, everything you need for an unforgettable stay is right at your doorstep!

Learn more at www.muskokabayresort.com

Skybar



*This is Muskoka life, in luxury.
Play. Stay & Live at Muskoka Bay Resort*

Follow



@GTAAMTOUR

Join



@GTAAMTOUR

Subscribe



@GTAAMATEURTOUR

