




BLU JOOSE CREATIVE



OSHAWA Golf & Curling Club  
& the GTA AM Tour welcomes you to the:




BLU JOOSE CREATIVE

**BLU JOOSE CREATIVE CUP**



BLU JOOSE CREATIVE

The 27th Round in the ~ Order of Merit ~  
Race to the Tour Championship!





## THE BLU JOOSE CREATIVE CUP

### Oshawa Golf & Curling Club

Monday, September 12, 2022

### NOTICE TO COMPETITORS

This information supplements the 2022 Local Rules and Terms of Conditions for the GTA AM Tour. The current issue of the Golf Canada Rules of Golf govern play. **Any rules on the host club scorecard do not apply. Penalty for breach of a Local Rule is the general penalty, unless otherwise noted.**

1. **OUT OF BOUNDS (Rule 18.2):** Defined by the line between the course-side points at ground level of white lines, dots or stakes and fence posts defining out of bounds. A ball is out of bounds when it is beyond any wall defining the boundary of the course. A ball coming to rest on or beyond a road defined as Out of Bounds is Out of Bounds, even though it may lie on another part of the Course that is in bounds for other holes.
2. **HOST CLUB DROP ZONES ARE NOT AVAILABLE:** Any Drop Zone available at this event will be indicated by a GTA AM Tour sign.
3. **PENALTY AREAS (Rule 17):** Red and yellow lines define the edge of the penalty area. Where penalty areas are not marked with lines, the change in the height of the grass defines the edge of the penalty area. Where there is no change in the height of the grass, the penalty area is defined by its natural boundaries. Unmarked penalty areas are red penalty areas.
4. **OBSTRUCTIONS AND GROUND UNDER REPAIR (Rule 16.1 applies):** Any areas of ground under repair will be marked or noted.

**NO PLAY ZONES:** Areas that are ornamental garden beds, turf nurseries or decorative flowerbeds are No Play Zones that are to be treated as Ground Under Repair. Player must proceed under Rule 16.1f.

**PROTECTIVE SCREENS:** If a protective screen is on the player's line of play, the player may find the nearest point of complete relief under Rule 16.1 on the side of the screen which allows relief but does not interfere with players being protected by the screen. *Exception: A player may not obtain relief under this Local Rule when playing the ball as it lies is clearly unreasonable because of something other than the protective screen, or when the player chooses a club, stance, swing or direction of play that is clearly unreasonable under the circumstances.*

#### **DROP ZONES AVAILABLE:**

**HOLE #9: Ball on the driveway and parking lot behind and to the right of #9 green:** For interference from lie, stance or swing, the player may find the nearest point of complete relief under Rule 16 or *may use as an additional option* the Drop Zone located near the green.

**HOLE #18: Ball on the cart path to the left of #18 green:** For interference from lie, stance or swing, the player may find the nearest point of complete relief under Rule 16 or *may use as an additional option* the Drop Zone located at the top of the hill behind #1 tee.

# How To Use This Guide



**Green Depth = 32 yds**

The image above illustrates the green complex (aligned to the most likely angle of approach) with the approximate flag location for the event. Also shown is the green depth in yards (measured straight, from the centre of the fairway, along the most likely angle of approach). Note: your specific angle of approach will determine the actual green depth along your line of play and may be different than indicated.

This text box provides pro tips and general information about the hole.

The hole image on the right indicates distances from spots in the teeing ground (●●●) to various locations in the landing area (○). The distance text is colour-coded to match the teeing ground spots. The actual tee marker positions will vary, but differences can be quickly paced off or estimated. Standard 100 ●, 150 ○ and 200 ● yard markers (to the centre of the green) may also be shown.

The chart below shows the event yardages for the hole for each flight.



CH	A	B	ONS	C	REC
342	342	331	331	320	320



# Oshawa - Hole #1 (Par 4)

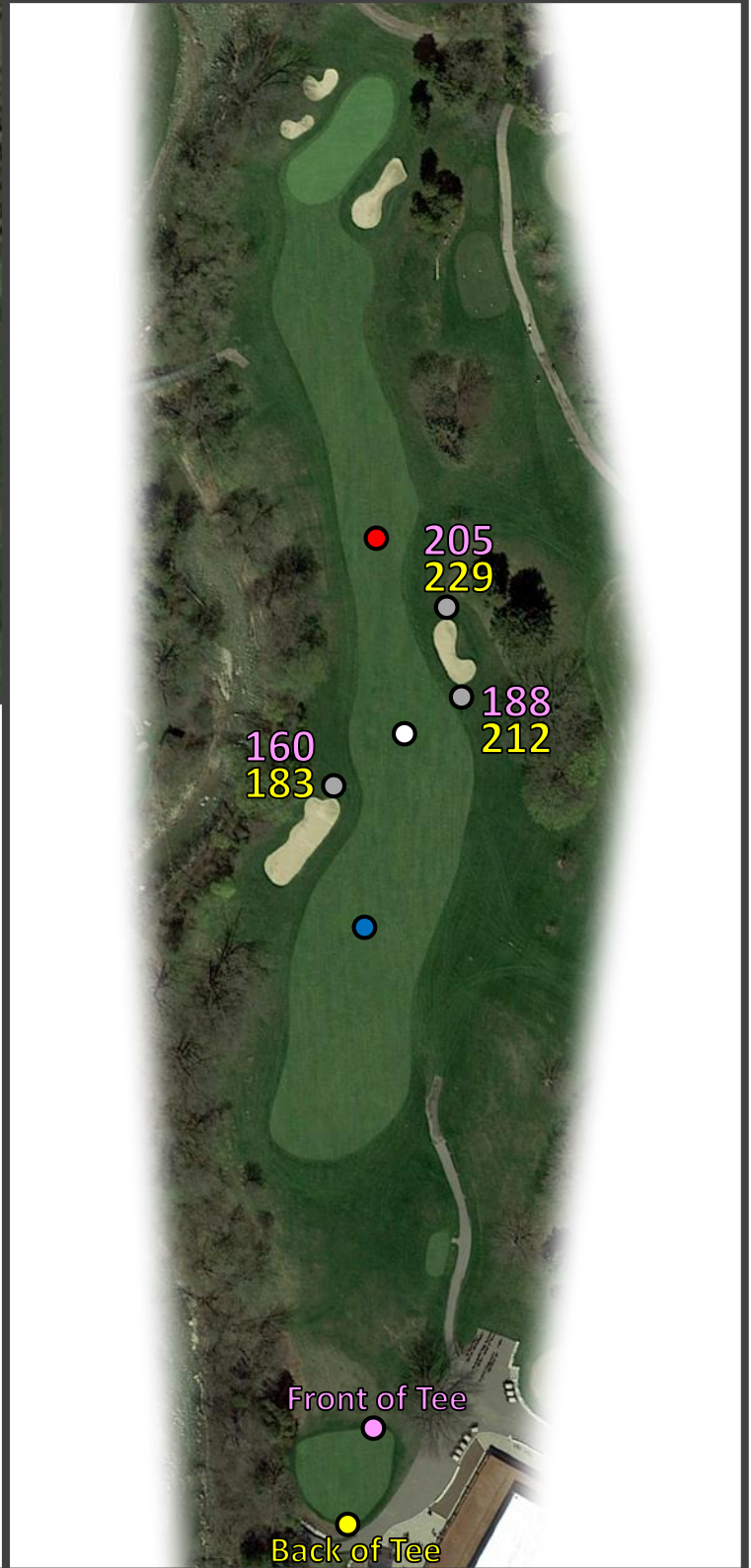


**Green Depth = 31 yds**

Welcome to the  
**BLU JOOSE CREATIVE CUP**

Hole #1 requires a tee shot that leaves you with 150 to 140 yards into the green. Check out the pin position to see which side of the fairway you should play from, as the green is guarded by three large bunkers.

**BLU JOOSE CREATIVE**



CH	A	B	ONS	C	REC
344	344	330	330	330	330



# Oshawa - Hole #2 (Par 4)



**Green Depth = 44 yds**

The second hole, nicknamed "Carnoustie," plays over Oshawa Creek to a fairway sloped from right to left. The green is very long but is also very narrow. A tee shot on the right-hand side of the fairway will kick to the left, giving you a little extra roll and should leave you with a short iron into the green.

BLU JOOSE CREATIVE



CH	A	B	ONS	C	REC
380	380	364	364	336	336



# Oshawa - Hole #3 (Par 3)



**Green Depth = 24 yds**

This short Par 3, nicknamed "Horseshoe," is played across a small valley to a green guarded by bunkers on all sides. The large green slopes heavily from back to front. The smart tee shot is short left below the pin, leaving you with an uphill putt at birdie. Balls hit over the green, leaving a difficult chip coming back down the slope.

BLU JOOSE CREATIVE



CH	A	B	ONS	C	REC
132	132	120	120	120	120



# Oshawa - Hole #4 (Par 5)



**Green Depth = 25 yds**

The first Par 5 on the course, nicknamed "Mr. Sam," doglegs left. A three-shot hole for most; however, the longer hitters may decide to attack the two-tiered green with a fairway wood. A tee shot up the left side cuts some yards off this hole, but be careful not to block yourself out, as tall trees guard the left side of the hole. The split-level green can leave a difficult two-putt if you are on the wrong level.

**(Be sure you are on the correct tee box left of the hedge.)**



CH	A	B	ONS	C	REC
558	515	515	515	463	463



# Oshawa - Hole #5 (Par 3)



**Green Depth = 28 yds**

The longest Par 3 on the course, nicknamed "Alexandra," requires an accurate long iron or fairway wood tee shot. The hole is challenging when played into the prevailing headwind. A tee shot played to the centre of the green is ideal on this demanding hole. A par on this hole is a great score.

BLU JOOSE CREATIVE



CH	A	B	ONS	C	REC
227	193	193	193	172	172



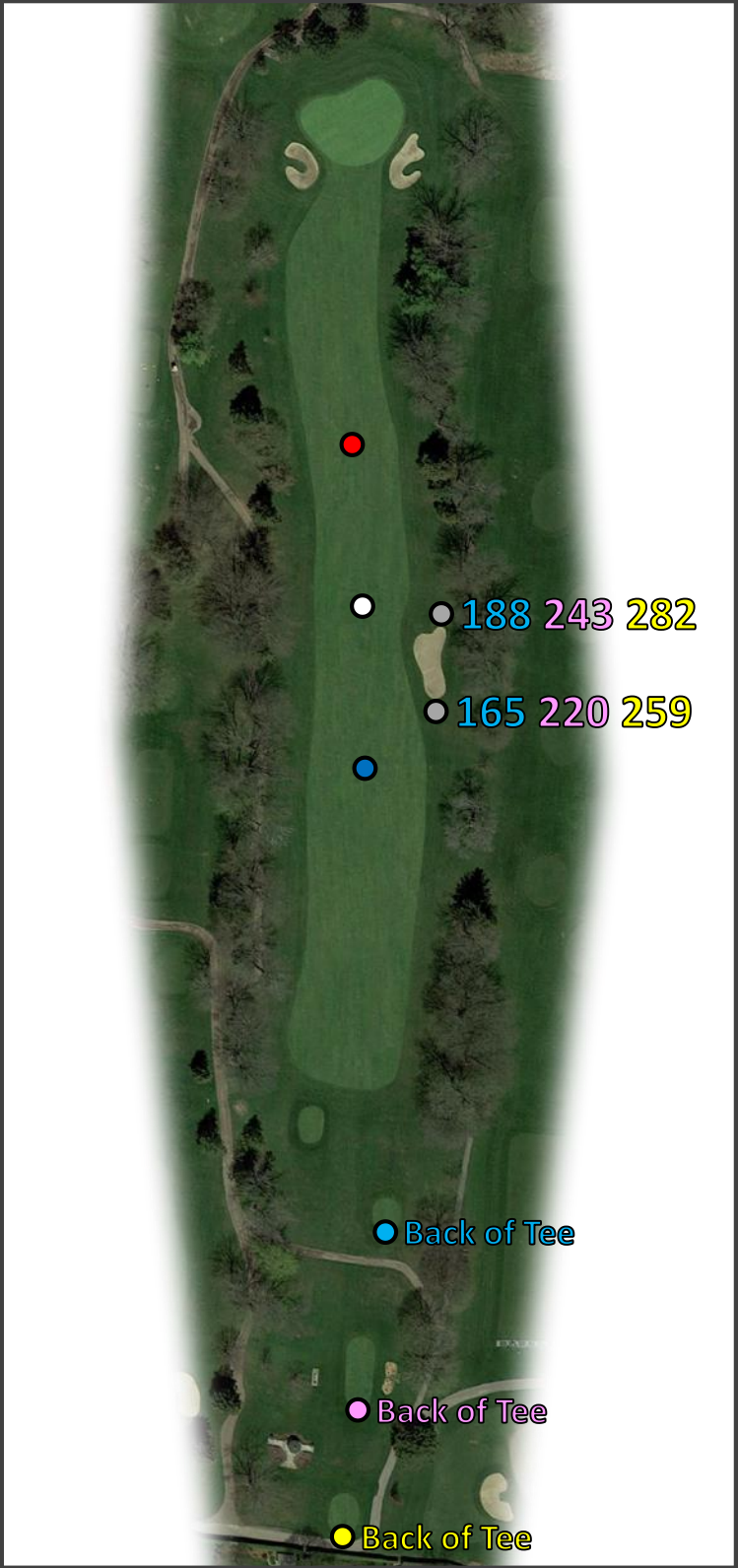
# Oshawa - Hole #6 (Par 4)



**Green Depth = 26 yds**

The sixth hole is the longest Par 4 at the Oshawa Golf Club. Nicknamed "Midfield," this hole requires two superb shots to ensure your Par. From the back tees, this hole can play tough. No matter the tee deck, a straight drive is critical to set up the ideal approach into a false-fronted green guarded by bunkers on both sides.

BLU JOOSE CREATIVE



CH	A	B	ONS	C	REC
430	391	391	391	337	337



# Oshawa - Hole #7 (Par 5)



**Green Depth = 28 yds**

Nicknamed "Melrose," this hole is characterized by the large tree that guards the right side of the fairway and narrows the opening to the green. Long hitters will want to challenge this hole and play a left-to-right shot into the green for their second shots. The approach shot must be hit from the left side of the fairway. Anything on the right side will require a shot hit high to clear the large tree and avoid a sure bogey.

BLU JOUSE CREATIVE



● Back of Tee

● Back of Tee

CH	A	B	ONS	C	REC
510	510	475	475	475	475



# Oshawa - Hole #8 (Par 4)



**Green Depth = 26 yds**

This great golf hole contains two greens, one up on a hill and one lower to its left. This hole plays slightly downhill, adding some yards to your tee shot.

If playing the upper green, your second shot must be left below the hole on a green that slopes from back to front. The lower green slopes from left to right. A two-putt on either green is always acceptable.

**(Be sure you are on the correct tee box right of the hedge.)**



CH	A	B	ONS	C	REC
386	386	360	360	360	360



# Oshawa - Hole #9 (Par 4)



**Green Depth = 31 yds**

Nicknamed "The Cedars," the tee shot on this hole plays into a fairway containing many slopes. A good tee shot will set up a short iron or wedge into a green guarded by three strategically placed bunkers. Playing to the center of the green is your best play!

BLU JOOSE CREATIVE



CH	A	B	ONS	C	REC
343	343	322	322	322	322





BLU JOOSE CREATIVE

[WEDDING](#) [COMMERCIAL](#) [FILM](#) [OUR STORY](#) [CONTACT](#)

## We tell stories.

Cory is an award-winning writer, director and producer. He oversees the conception, filming and post-production of your project. With a background in filmmaking, he brings a sense of wonder and spectacle to every thing he works on. Spielberg, is that you?

Phil is our gearhead. His focus is on every pixel and he doesn't stop until the video is just right. He brings professional live streaming expertise, from his work with CBC Gem and the Durham Region International Film Festival, to name a few.



[info@blujoose.com](mailto:info@blujoose.com)

[289.314.7858](tel:289.314.7858)

# Oshawa - Hole #10 (Par 4)



**Green Depth = 26 yds**

Nicknamed "Waterloo," this drivable Par 4 can allow you to start your back nine with either a birdie or a bogey. Take note of all the breaks and swales in this green as you have a go at your birdie putt. Ideally, keep your approach shots below the pin, as the green slopes from back to front.

BLU JOOSE CREATIVE



CH	A	B	ONS	C	REC
302	302	274	274	256	256



# Oshawa - Hole #11 (Par 5)



**Green Depth = 24 yds**

Nicknamed "Upstream," this Par 5 is usually a three-shot hole for most golfers. The green is well-guarded on all sides with three greenside bunkers. Play your second shot to a comfortable distance, leaving yourself with a short iron or a wedge into the green, ensuring a putt at birdie.

BLU JOOSE CREATIVE



179 241 281

243  
302  
345

141 203 243

● Back of Tee

● Front of Tee

● Back of Tee

CH	A	B	ONS	C	REC
550	524	524	524	446	446



# Oshawa - Hole #12 (Par 3)



**Green Depth = 27 yds**

Nicknamed "Prestwick," the 12th hole plays across Oshawa Creek. The green is large but is guarded by two large bunkers. Pay close attention to the wind direction, which heavily dictates club selection. Par is a good score.

BLU JOOSE CREATIVE



CH	A	B	ONS	C	REC
186	166	166	166	155	155



# Oshawa - Hole #13 (Par 4)

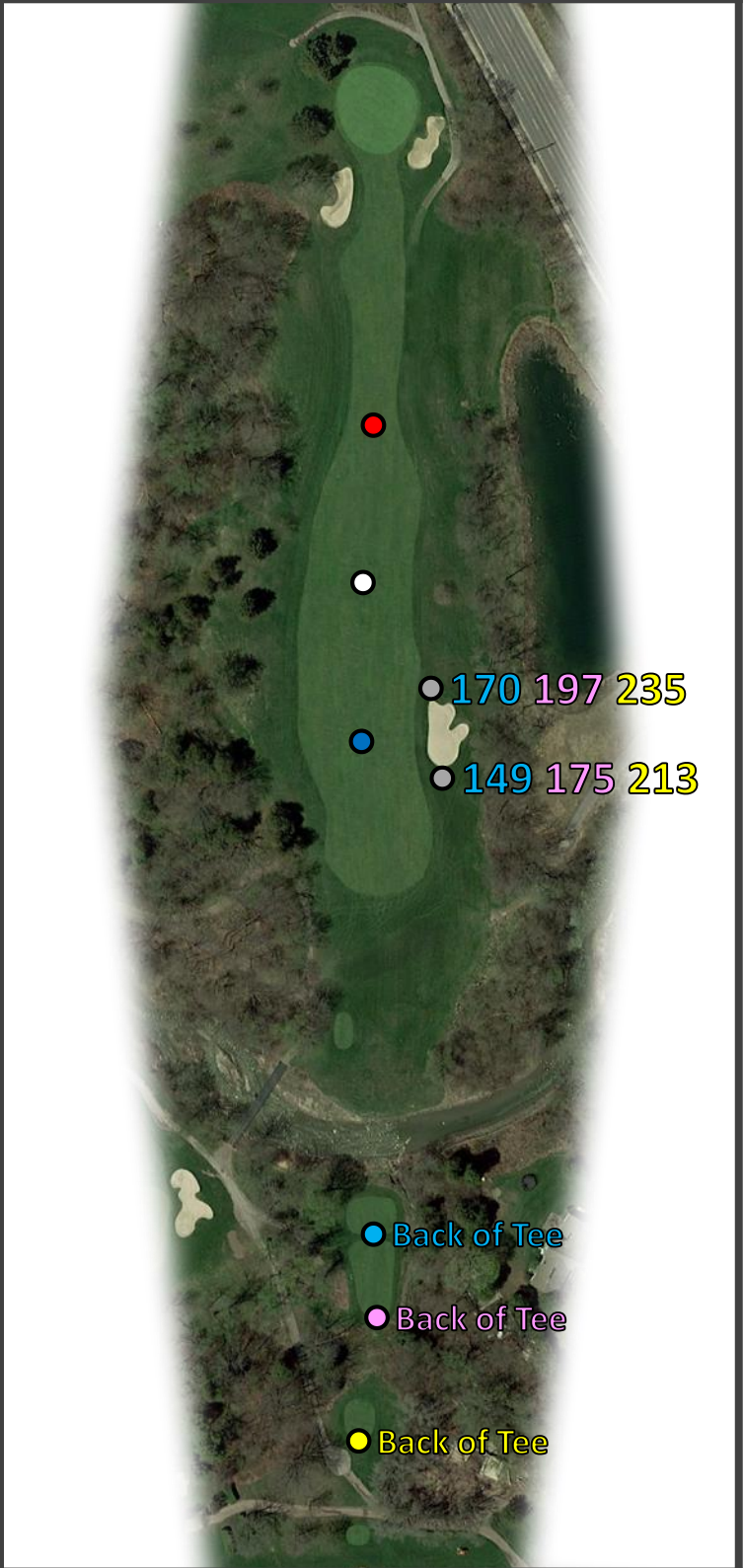


**Green Depth = 27 yds**

Nicknamed "Old But," after the long-time golf professional Hal Butler, this hole is one of the toughest on the golf course.

The hole plays uphill to the green, guarded by two greenside bunkers. Leave your approach shot below the hole, giving yourself an uphill putt at birdie. Balls above the hole will leave a difficult shot coming back down the sloping green.


BLU JOOSE CREATIVE



CH	A	B	ONS	C	REC
416	371	371	371	355	355



# Oshawa - Hole #14 (Par 4)



**Green Depth = 28 yds**

Nicknamed "The Ridge", this dogleg right hole requires a well-placed tee shot, setting up a second shot that plays across a valley to a green protected by three bunkers. For your tee shot, hit a club that will place you next to the 150-yard marker. From there, you have the best angle into the green.

BLU JOOSE CREATIVE



CH	A	B	ONS	C	REC
380	372	372	372	340	340



# Oshawa - Hole #15 (Par 5)



**Green Depth = 31 yds**


Nicknamed "St. Andrews," this Par 5 requires three superbly hit shots to find the surface in regulation. The fairway is lined with multiple fairway bunkers and several mature trees, ready to catch poorly struck shots. Unless you want to make up a shot or two late in your round, a second shot to the 100-yard marker is the prudent play. The green is surrounded by several bunkers and mounds that make getting up and down for birdie very challenging.



CH	A	B	ONS	C	REC
540	540	472	472	472	472



# Oshawa - Hole #16 (Par 4)



**Green Depth = 32 yds**

Nicknamed "St. Georges," this hole requires an accurate tee shot to a fairway that is narrowed by two fairway bunkers and a sizeable overhanging tree.

Club selection off this tee is essential. A second shot from 120 yards is a great place to be hitting from, so do the math from your desired tee deck.

BLU JOOSE CREATIVE



221  
247

188  
214

● Back of Tee

● Back of Tee

CH	A	B	ONS	C	REC
362	362	341	341	331	331



# Oshawa - Hole #17 (Par 4)



**Green Depth = 20 yds**

Nicknamed "Sunningdale," this drivable dogleg left allows you a chance to make up a shot before your round comes to an end. For those adventurous enough to challenge the green off the tee, you must be able to carry the large tree lining the left side of the fairway. For most, this is a two-shot hole unless your initials are SZ.

BLU JOOSE CREATIVE



CH	A	B	ONS	C	REC
303	303	290	290	290	290



# Oshawa - Hole #18 (Par 3)



**Green Depth = 24 yds**

Nicknamed "Hoy Lake," this short but difficult Par 3 provides a real challenge at the end of your round. Club selection off the tee is crucial, so have a look at the Canadian Flag located up by the clubhouse to check the wind direction and swing free!

**This is the GTA AM Tour Hole In One Competition!**

BLU JOOSE CREATIVE



CH	A	B	ONS	C	REC
167	167	167	167	167	167

