



The GTA AM TOUR Team  
Welcomes you to the beautiful  
BEVERLY Golf & Country Club





## **Beverly Golf & Country Club**

**Thursday, August 17, 2023**

### **NOTICE TO COMPETITORS**

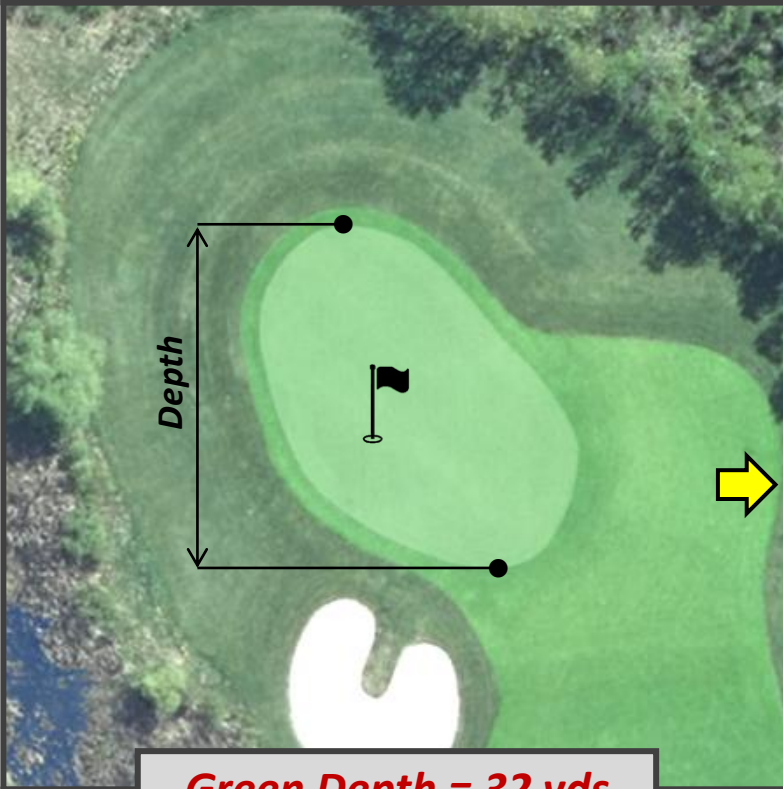
This information supplements the 2023 Local Rules and Terms of Conditions for the GTA AM Tour. The current issue of the Golf Canada Rules of Golf govern play. **Any rules on the host club scorecard do not apply. Penalty for breach of a Local Rule is the general penalty, unless otherwise noted.**

1. **OUT OF BOUNDS (Rule 18.2):** See GTA AM Tour Hard Card for how Out of Bounds is defined.
2. **HOST CLUB DROP ZONES ARE NOT AVAILABLE:** Any Drop Zone available at this event will be indicated by a GTA AM Tour sign.
3. **PENALTY AREAS (Rule 17):** Red and yellow lines define the edge of the penalty area. Where penalty areas are not marked with lines, the change in the height of the grass defines the edge of the penalty area. Where there is no change in the height of the grass, the penalty area is defined by its natural boundaries. Unmarked penalty areas are red penalty areas.
4. **OBSTRUCTIONS AND GROUND UNDER REPAIR (Rule 16.1 applies):** Any areas of ground under repair will be marked or noted.  
  
**NO PLAY ZONES:** Areas that are ornamental garden beds, turf nurseries or decorative flowerbeds are No Play Zones that are to be treated as Ground Under Repair. Player must proceed under Rule 16.1f.
5. **HOLE #6 SIGNAL:** Players must use signal behind #6 green to indicate whether it is safe or unsafe for group behind to proceed playing into the green. Yellow indicates the green is clear and red indicates the group is on the green and the group following **MUST NOT HIT INTO GREEN.**

# How To Use This Guide

## Hole #6 (Par 4)

CH	A	B	ONS	C	R
342	342	331	331	320	320



**Green Depth = 32 yds**

On the left side of the page, you will see the hole number and par. The square image shows the green complex (aligned to the 150-yard marker) with the pin location for the event.

The green depth is also shown. A yellow arrow indicates the direction to the next tee (leave your clubs here when walking).

This box provides pro tips and general information about the hole.

On the right side, the yardages for each flight are shown. The hole image indicates distances from spots in the teeing ground ●●● to various locations in the landing area ○. The distance text is colour coded to match the teeing ground spots. The actual tee marker positions will vary, but differences can be quickly paced off or estimated. Standard 100 ●, 150 ○, 200 ●, and 250 ● yard markers may also be shown.



# Beverly Golf & Country Club

## Hole #1 (Par 4)

CH	A	B	ONS	C	R
316	316	316	316	316	316



**Green Depth = 30 yds**

*This short but narrow opening hole offers a risk-reward option for the player. A long accurate tee shot leaves an easier approach to the green, but short or errant shots can easily lead to a bogey or worse.*

*You don't know what pressure is until you play for five bucks with only two in your pocket.  
(Lee Trevino)*



# Beverly Golf & Country Club

## Hole #2 (Par 4)

CH	A	B	ONS	C	R
396	396	388	388	334	334



**Green Depth = 31 yds**

*This Par 4 requires accuracy off the tee with a long fairway bunker on the left and dense trees on the right. Depending on your club selection off the tee, the player will be left with a mid to long-iron approach to a two-tiered green heavily guarded by bunkers.*

*If you think it's hard to meet new people, try picking up the wrong golf ball.  
(Jack Lemmon)*



**MAZDA**

# Beverly Golf & Country Club

## Hole #3 (Par 4)

CH	A	B	ONS	C	R
399	399	357	357	357	357



**Green Depth = 31 yds**

*This hole features a blind tee shot with a water hazard on the left side of the fairway. Favour the right side of the fairway to have a good angle to a large green which slopes from back to front.*

*Golf is a game that is played on a five-inch course: The distance between your ears.  
(Bobby Jones)*



*Half Moon*

JAMAICA

# Beverly Golf & Country Club

## Hole #4 (Par 3)

CH	A	B	ONS	C	R
181	165	150	150	150	150



**Green Depth = 31 yds**

**Your first Par 3 at Beverly is a beautiful medium-length Par 3 to a narrow green that slopes back to front. You want to keep your ball below the hole, so check the wind and choose your club wisely.**

**Golf is an awkward set of bodily contortions designed to produce a graceful result.**

**(Tommy Armour)**



# Beverly Golf & Country Club

## Hole #5 (Par 4)

CH	A	B	ONS	C	R
327	327	312	312	312	312



**Green Depth = 32 yds**

*Club selection is vital on this short Par 4 that features hazards along both sides of the fairway. If you manage to split the uprights, your approach will be to an elevated green which slopes heavily from left to right.*

*Golf is the closest game to the game we call life. You get bad breaks from good shots; you get good breaks from bad shots - but you have to play the ball where it lies. (Bobby Jones)*



# Beverly Golf & Country Club

## Hole #6 (Par 5)

CH	A	B	ONS	C	R
497	497	487	487	487	487



**Green Depth = 27 yds**

*This reachable Par 5 has out of bounds down the left and a deep-faced bunker right to snag errant tee shots. If laying up on your 2nd shot, play to the end of the fairway, which leaves you inside 100 yards and a good look to a downhill green.*

*Placing the ball in the right position for the next shot is eighty percent of winning golf.  
(Ben Hogan)*



# Beverly Golf & Country Club

## Hole #7 (Par 3)

CH	A	B	ONS	C	R
165	165	165	165	165	165



**Green Depth = 25 yds**

**Anything short on this Par 3 will fall victim to the steep bank fronting this two-tiered green. The bunkers left and right also make for a difficult Par save, so aim for the centre of the green and give yourself a chance at Birdie!**

**This is the GTA Am Tour Hole In One Competition!**



*Half Moon*

JAMAICA

# Beverly Golf & Country Club

## Hole #8 (Par 5)

CH	A	B	ONS	C	R
580	566	503	503	503	503



**Green Depth = 33 yds**

*The longest hole at Beverly can stretch to 585 yards and is a 3-shot hole for everyone but the longest hitter. Once you navigate your tee shot, favour the right side of the fairway on your lay-up to give you the best angle to this well-bunkered putting surface.*

*Keep your sense of humour. There's enough stress in the rest of your life not to let bad shots ruin a game you're supposed to enjoy.*  
 (Amy Alcott)



# Beverly Golf & Country Club

## Hole #9 (Par 4)

CH	A	B	ONS	C	R
444	433	409	409	409	409



**Green Depth = 32 yds**

*This long dogleg left Par 4 has a large fairway bunker on the corner that must be negotiated. Long hitters can cut the corner and leave a much shorter shot into a well-bunkered green.*

*Par is a good score!*

*Missing a short putt does not mean you have to hit your next drive out of bounds.*

*(Henry Cotton)*



# Beverly Golf & Country Club

## Hole #10 (Par 4)

CH	A	B	ONS	C	R
325	325	315	315	315	315



**Green Depth = 37 yds**

*The 10th hole is a short but tricky hole to start the back nine where position off the tee is critical to this seemingly easy Par 4. Once you place your tee ball between the many fairway bunkers, your approach will be a short iron to a heavily undulating green.*

*As you walk down the fairway of life, you must smell the roses, for you only get to play one round.*

*(Ben Hogan)*



**MAZDA**

# Beverly Golf & Country Club

## Hole #11 (Par 4)

CH	A	B	ONS	C	R
379	379	365	365	320	320



**Green Depth = 30 yds**

*Aiming your tee shot down the right centre will give you the best opportunity to stay in this severely sloped fairway. The more significant challenge to this hole is the blind approach to an elevated green that runs left to right.*

*Golf is a compromise between what your ego wants you to do, what experience tells you to do, and what your nerves let you do.*  
*(Bruce Crampton)*



*Half Moon*

JAMAICA

# Beverly Golf & Country Club

## Hole #12 (Par 3)

CH	A	B	ONS	C	R
168	168	158	158	124	124



**Green Depth = 32 yds**

*The signature hole at Beverly is a Par 3 that features a severe back-to-front sloping green protected by water left of the green. If you want Par, keep your ball below the hole to eliminate any three-putt possibilities.*

*Golf is about how well you accept, respond to, and score with your misses, much more so than it is a game of your perfect shots.  
(Dr. Bob Rotella)*



# Beverly Golf & Country Club

## Hole #13 (Par 4)

CH	A	B	ONS	C	R
400	400	369	369	355	355



**Green Depth = 20 yds**

**Lucky #13 is a challenging Par 4 demands length and accuracy off the tee. The approach is a delicate second shot to a shallow, elevated green that usually plays a club longer. Check the wind direction and pick the right club!**

**Success in this game depends less on strength of body than strength of mind and character.**  
**(Arnold Palmer)**



**TaylorMade®**

# Beverly Golf & Country Club

## Hole #14 (Par 3)

CH	A	B	ONS	C	R
222	200	200	200	190	190



**Green Depth = 34 yds**

*The longest and most difficult Par 3 at Beverly can reach over 230 yards depending on the chosen tee. Bunkers guard this relatively flat green on both sides, so split the difference for the best chance at Par!*

*They say golf is like life, but don't believe them. Golf is more complicated than that.  
(Gardner Dickinson)*




**MAZDA**

# Beverly Golf & Country Club

## Hole #15 (Par 4)

CH	A	B	ONS	C	R
395	395	376	376	376	376



**Green Depth = 32 yds**

**#15 is a demanding Par 4 that requires an accurate tee shot to give you a fair chance at Par. If you avoid the fairway bunker guarding the left side, your approach is to an uphill green and usually plays into the prevailing wind.**

**To find a man's true character, play a round of golf with him.  
(PG Wodehouse)**



● Front of Tee

● Back of Tee

*Half Moon*

JAMAICA

# Beverly Golf & Country Club

## Hole #16 (Par 4)

CH	A	B	ONS	C	R
423	423	410	410	383	383



**Green Depth = 35 yds**

*The 16th hole is another great Par 4 which doglegs slightly right over a large bunker on the corner. Longer hitters can challenge the fairway bunker and leave a mid to short iron into a large green where three putts sneak up on you.*

*If you are going to throw a club, it is important to throw it ahead of you, down the fairway, so you don't have to waste energy going back to pick it up.*

*(Tommy Bolt)*



● Back of Tee

● Back of Tee



# Beverly Golf & Country Club

## Hole #17 (Par 3)

CH	A	B	ONS	C	R
170	160	160	160	140	140



**Green Depth = 24 yds**

*Your penultimate hole is an uphill Par 3 that plays slightly longer than advertised. The bunkers fronting the green left and right are deep and complex, so make sure to take enough club to reach the putting surface.*


*The most important shot in golf is the next one.  
(Ben Hogan)*



# Beverly Golf & Country Club

## Hole #18 (Par 5)

CH	A	B	ONS	C	R
515	515	498	498	498	498

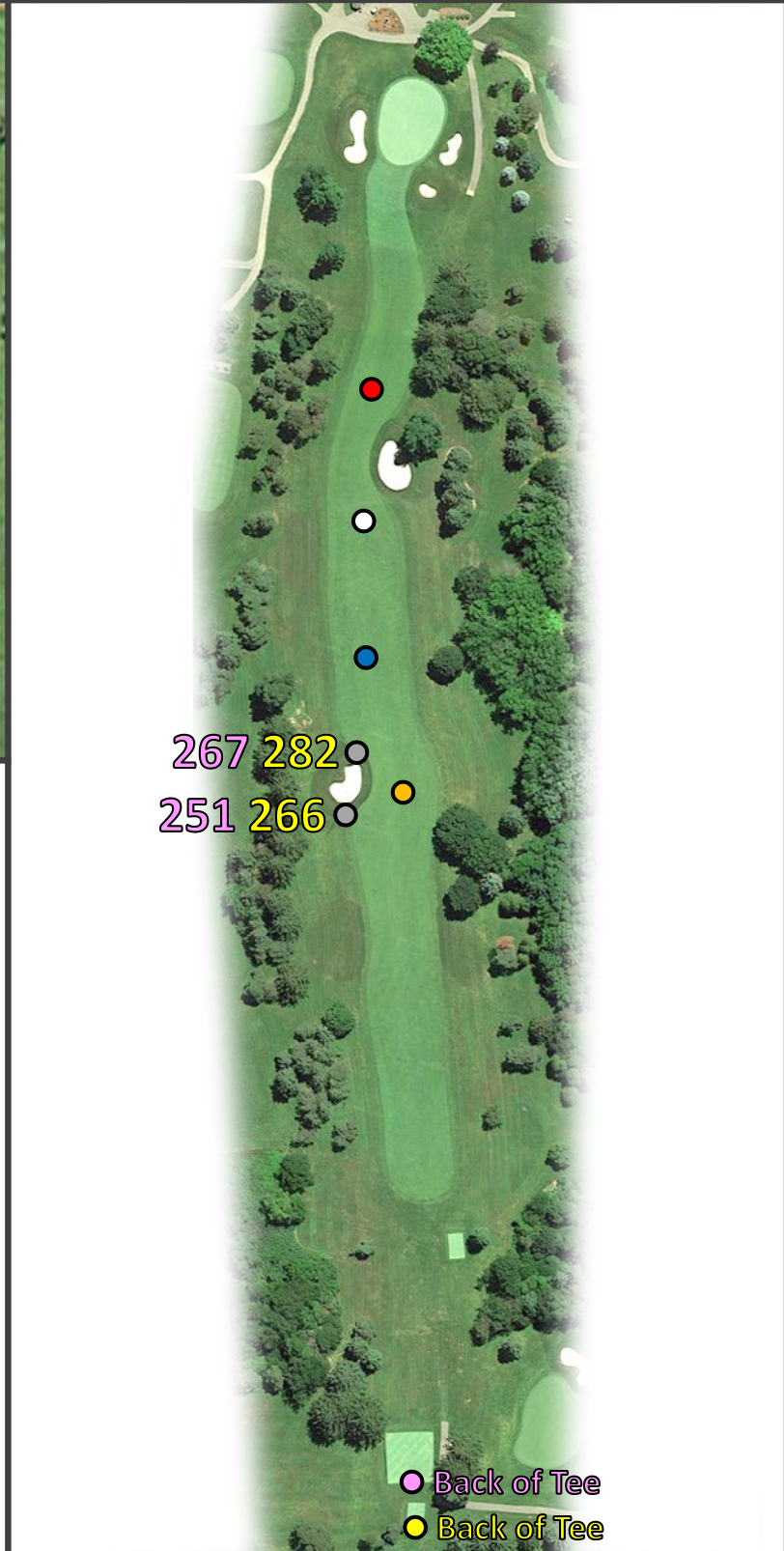


**Green Depth = 31 yds**

*Your final hole is a great finishing Par 5, which may present the chance to reach the green in two with a good drive. The safe play is to lay up just short of the right fairway bunker to eliminate a narrow landing area and downhill lie for your approach.*

*Finish with an Eagle or Birdie and go collect your trophy!*

*The more I practice, the luckier I get. (Gary Player)*



**MAZDA**