

Ready. Set. Go!

NIAGARA FALLS

Welcomes the  for the
2021 Tour Championship at



GRAND NIAGARA

GOLF CLUB

NIAGARA  FALLS
ONE WONDER AFTER ANOTHER



GTA AM TOUR COVID-19 RESPONSE PLAN

During the COVID-19 period, the GTA AM TOUR has prepared this document for the purpose of distribution to all players, Tour Team Members and host facilities to advocate the measures to be followed from the Provincial Government, Health Officials and Regional Authorities.

All measures are specific to our events, taking into consideration recommendations from authorities noted above. The GTA AM Tour will follow all guidelines put forth by government and health officials and will implement a clear line of communication with each host facility to ensure the safe conduct of everyone while on site. Players must follow host club and Provincially mandated protocols for mask wearing.

If a host facility has different COVID-19 protocols, the Tour will be sure to share all this information with Tour players.

RESPECT FOR HOST FACILITIES / TOUR TEAM MEMBERS / FELLOW TOUR PLAYERS

It is tremendously important that all GTA AM Tour Team Members and competitors respect everyone who is a part of the event as well as respecting the staff and protocols of Tour host golf clubs. As everyone knows, it is an honour to play these amazing golf courses and it is our job, as the GTA AM Tour community, to respect everyone who is present that day. It is the goal of the GTA AM Tour to create a competitive and fun environment for everyone.

GTA AM TOUR PLAYERS

1. Eligibility / Non-Eligibility (During COVID-19)

Players will be ineligible to play GTA AM TOUR events if they fall into one or more of the following categories:

1. They are experiencing symptoms related to COVID-19. Please click [here](#) to take the self-assessment test.
2. They have tested positive for COVID-19 and not yet recovered.
3. Someone they have been in contact with, within the past 14 days, has tested positive for COVID-19.
4. They are required, by [Provincial guidelines](#), to self-isolate or remain self-isolating.

2. Tee Time Notification

Players will continue to receive a tee time email within 3-5 days of each event. This email will provide arrival times and check-in policy as well as details on any additional measures that are not covered below.

3. Before You Arrive At The Course

Many materials, historically handed out at GTA AM Tour events, will be eliminated. This will include, but is not limited to, Notice to Competitors and Pin Location Sheets. Players can access all necessary documents from the event information page linked to each event as well as the following.

1. Food & beverage services that will be available. It is your responsibility to prepare for the day, based on these guidelines. Please pack your own food & drink in case the clubhouse does not offer window service. Water coolers will NOT be available at events. Availability of practice facilities (Driving Range, Putting Green, Short Game Area) and related protocols.
2. Players must prepare for their rounds at their vehicles. Outside golf services may be closed to eliminate touch points.
3. Until further notice, no caddies or spectators are allowed at GTA AM Tour events.

4. Registration At The Course

1. As you approach the parking lot of the host facility, you may be met by a greeter from the host facility. This person will provide you with explicit instructions on how to proceed. The greeter will confirm your tee time and make sure that you have arrived at the designated time, as instructed in the tee-time email.
2. At your first event, immediately upon arrival, please check in at registration to pick up your Tour Sponsor Gift Bag. At the registration area, physical distancing measures will be in place and must be followed.
3. At all subsequent Tour events, players will continue to physically check-in at registration.
4. Please look for markers on the ground, at registration, to facilitate safe distancing from GTA AM Tour Team Members and fellow Tour players.
5. Some on-course games will be suspended until further notice.
6. Skins will be conducted via PayPal. Please contact the skins committee for details at lpsathletic.com/gtaat/
7. We will be creating and distributing scorecards this year. All Tour Players will receive scorecards on the first tee, prior to their rounds.

5. Mobile Scoring

1. We will be utilizing The GTA AM Tour's Live Scoring. One player, per group, will be designated to keep scores for all players in their group.
2. The starter will assign markers/attestors for everyone in the group. It is each player's responsibility to check scores after each hole.
3. At the first tee, the Live Scoring marker will be provided with a Huawei phone and the login password. Login password and website URL will also be provided on the GTA AM Tour scorecards. After each use, the Tour will sanitize each phone at the scoring tent. If you do not wish to use the Tour's phones, you can use your own phone for Live Scoring. The website URL for Live Scoring is:
<https://gtaamtour.com/scoring>

6. On The Course

1. The Tour will continue to tee players off the first tee or split tees, in threesomes, every 10 minutes, unless further guidelines have been handed down from governmental bodies or host clubs.

2. No handshaking or elbow bumping is permitted; simply say “Thank You” at the end of your round.
3. Players must always maintain a physical distance of at least 2 meters from everyone.
4. Bring hand sanitizer and use as often as you can, especially before and after using any washrooms.
5. Rakes have been removed from all bunkers, unless otherwise noted from host clubs. If rakes are not present, players must repair footprints, using their feet to smooth the sand. The GTA AM Tour will enforce a preferred lies policy in bunkers: Players will be entitled to mark their ball, smooth the area, and place the ball within a scorecard length of the original location of the ball, no closer to the hole.
6. The flagstick will always remain in the hole. The Tour will be utilizing a Tour player-designed (Mike Hubbs) ball removal system called [Bottoms Up Golf](#).
DO NOT REMOVE THE FLAG.
7. All players will be encouraged to walk at each event, however motorized golf carts will be available.
8. If you use a motorized golf cart, we will use the host course guidelines for the number of players permitted to use the cart (e.g., 1 person per cart or 2 people with a cart divider). **Government regulations require golfers to wear a mask at all times while in a cart with another person.** Although host clubs will have sanitation protocols in place for carts, all players may be required to wipe down all surfaces within and outside the cart, after use.
PLAYERS WILL NOT BE ABLE TO PRE-BOOK CARTS; YOU MUST DO SO UPON ARRIVAL. CART AVAILABILITY WILL BE BASED ON A FIRST COME, FIRST SERVE BASIS

7. After Your Round

1. A Tour scoring area will be established **that** will employ physical distancing measures. Players will be requested to read their scores aloud to THE GTA AM TOUR Scoring Team for verification.
2. Players will be asked to deposit their scorecards into a box.

There will be no playoffs. Winners will be determined by card-matching.

8. Post Event

Players must leave the property immediately after their round, unless otherwise permitted by the host club and government regulations.

PLAYERS WHO DO NOT ADHERE TO THE ABOVE OPERATIONAL PROCEDURES, WILL NOT BE ALLOWED TO PLAY ANY FUTURE GTA AM TOUR EVENTS.

10. Inclement Weather

Because there is no area of shelter that will be able to provide physical distancing, any event where the lightning detection system or air horns are used, all players must return to their vehicles and await further instructions. Players must not gather in groups.

Players will be notified of a return to play, in person, by phone, by email or by text message.

If players cannot return to the golf course, the following measures will take place:

- If an entire Flight that has finished 18 holes, a winner will be declared for that Flight.
- If an entire Flight has finished 9 holes, but not 18 holes, a winner will be declared for that Flight.
- If the entire Flight has not completed 9 holes, the event will be cancelled for that Flight.

GTA AM TOUR TEAM MEMBERS (STAFF)

1. Guidelines for GTA AM Tour Team Members

The main objective of this COVID-Safe Operational Plan is to ensure the health and safety of everyone during Tour events. All GTA AM Tour Team Members will be notified, prior to each event, as to the current protocols relating to COVID-19. The Tour will require a declaration, from each Tour Team Members member, that they are ready, willing and able to assist in the execution of the event. Each Tour Team Members member must ensure that they are healthy and, to the best of their abilities, declare that they are symptom free.

If any Tour Team member shares information with the GTA AM Tour that could result in potential contact with COVID-19, they will be asked to refrain from participating in the events.

If any Tour Team member declares or presents any COVID-19 related symptoms, they will not be allowed to attend events and will be encouraged to seek medical assistance, either through the Ontario Health website or through their local physician.

2. While At Events

- a. The main priority of the Tour Team Members will be to ensure the following:
 - i. Maintain physical distancing (minimum 2 meters)
 - ii. Wash and/or sanitize hands regularly
 - iii. Disinfect equipment to be used for the day
- b. At each event, Tour Team Members will be provided with the following:
 - iv. Mask
 - v. Gloves
 - vi. Hand Sanitizer
 - vii. Disinfectant Wipes or Cleaner
- c. Once assigned a golf cart, Tour Team Members will thoroughly clean all cart surfaces, before and after use
- d. Items historically provided at each event will be left with the Tour Team Member for the duration of the season. These items include, but are not limited, to the following:
 - i. Clipboard
 - ii. All items typically printed (Tee Sheet, Time Par Sheet) will be emailed to each Tour Team member. Tour Team Members will be required to print these emailed items for each event:
 - iii. Cart Sign
 - iv. Radio, Headset, Antenna, Charging Station, Power Cord
 - v. Spotter Flags
 - vi. Airhorn

3. GTA AM Tour Event Protocols

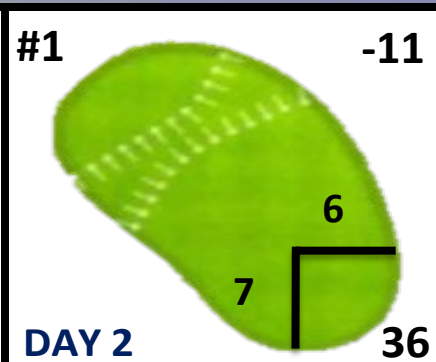
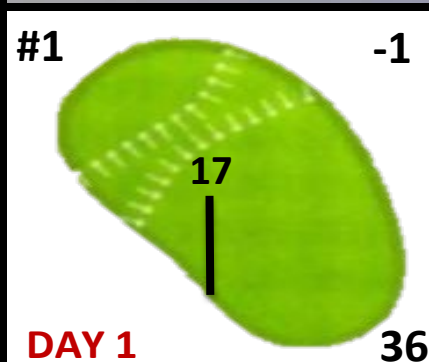
The GTA AM Tour is used to executing events at an extremely high level. With the goal to eliminate the number of touch points for Tour Team Members and players, adjustments will need to be made.

- Placement of roadside welcome banner *Based on Host Club's approval
- Placement of all sponsor banners (approximately 30) *Based on Host Club's approval
- Registration Protocols:
 - a. Use of trailer as main registration area
 - b. Set up 10' x 10' tent outside doors of trailer
 - c. Place cones on ground at player registration to indicate physical distancing
 - d. At players first event, sponsor gift bags will be handed out to players
- Cancellation of closest to the pin
- The following on course measures will be taken:
 - a. Continue to set-up GTA AM Tour Flagsticks with Bottom's Up safe ball removal system
 - b. Continue to set-up GTA AM Tour Tee Markers (Black, Gold, Blue, White) and directional signs. These items will be sanitized before and after each event.
 - c. Removal of GTA AM Tour Water Coolers
- Notice to competitors and pin sheets will be available to players, prior to each event, on The Tour's website

GRAND NIAGARA #1




Your round starts with a great Par 4 along the majestic Welland River. A tee shot favouring the right side of the fairway will leave you the best angle into the green. There is a large bunker that guards the entire right side of the green and a bunker that fronts the left side of the green making club selection and aim very important for your approach shot.

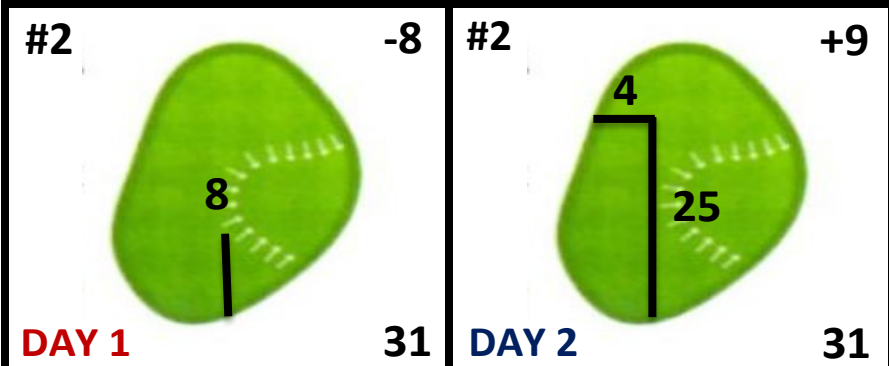


CH	390	R E A C H	198	C A R R Y	235
A	390		198		235
B	364		172		209
ONS	364		172		209
C	364		172		209
REC	364	B U N K E R	172	B U N K E R	209
			172		209
			172		209
			172		209
			172		209

GRAND NIAGARA #2



This Par 3 is the shortest hole on the course; however, a tee shot that misses this two-tiered green can make it difficult to save your par. Two bunkers guard the left side of the green. Shots missed short and right will run away and below green level. While the distance may seem short, use caution on this devilish hole!



DAY 1

31

DAY 2

31

CH	145	C H O A N S D E T Y R O U S R T C I L T U B	ACE	G O I N S N O T L O T G O H O D E R E	161
A	125		Target		141
B	114		ACE		130
ONS	114		Target		130
C	114		ACE		130
REC	114		Target		130

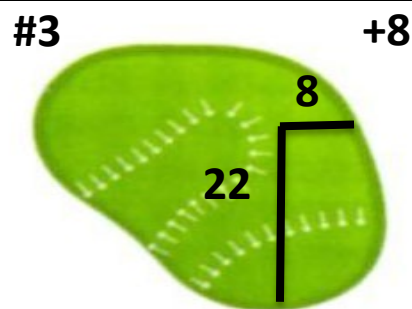

GRAND NIAGARA
 GOLF CLUB




GRAND NIAGARA #3



One of the longer Par 4's on the course, a solid drive down the right side of the fairway will leave you with the best angle into the green. Play the hole down the right side to avoid the fairway bunker on the left that is always in play. The large green has a deep bunker fronting it. If your approach shot is long, there is a bunker behind the green that will leave for a difficult up and down.



DAY 1 28



DAY 2 28



GRAND NIAGARA
GOLF CLUB

Reese Jones
COLLECTION

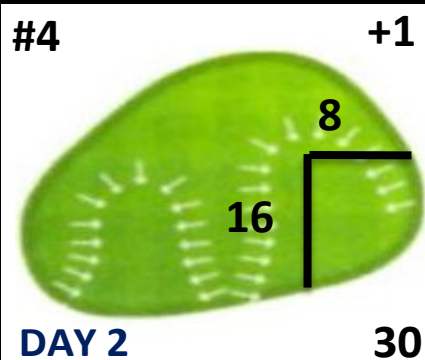
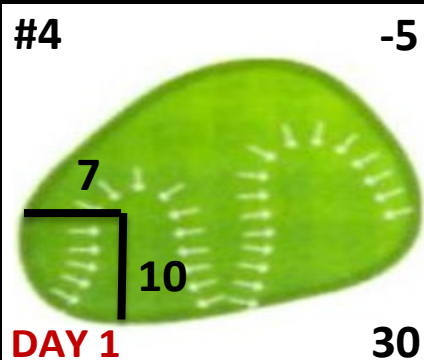
CH	396	C A R R Y B U N K E R	239
A	396		239
B	368		211
ONS	368		211
C	368		211
REC	368		211

NARROW HOLE
WHERE THE
STRAIGHTER
YOU CAN HIT
IT THE BETTER
YOUR
CHANCES ARE
FOR A PAR.

GRAND NIAGARA #4



This is known as the signature hole at Grand Niagara. It's the longest hole on the course with the only blind shot you will face. The ideal tee shot is left of the big tree on the right side of the fairway. Very few golfers can reach this Par 5 in two because of the water that runs up the entire right side of the hole from 200 yards out. Lay up favouring the left side of the fairway to leave yourself with 100 to 150 yards into the green with a good angle. Par is a good score here!




GRAND NIAGARA
GOLF CLUB

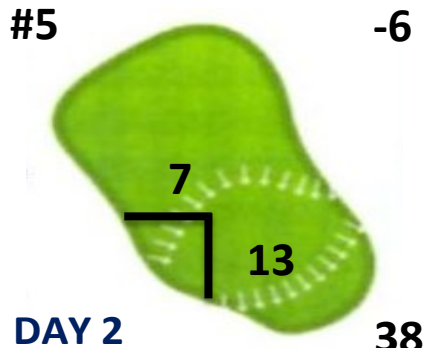
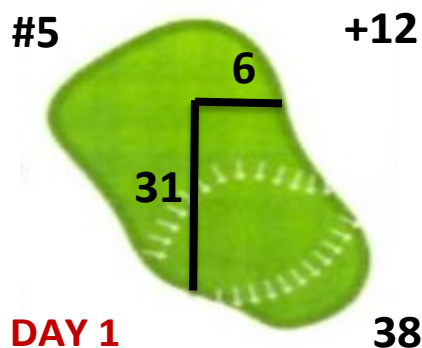


CH	550	FROM THE TEE, YOU CAN'T HIT IT TOO FAR!	GRIP IT AND RIP IT HERE!	NOW IT'S A WHOLE DIFFERENT STORY FOR YOUR APPROACH SHOT! BE MINDFUL OF THE WATER! LAY UP LEFT FOR YOUR BEST CHANCE AT BIRDIE!
A	550			
B	483		MAN UP AND TAKE A CUT AT IT!	
ONS	483			
C	483			
REC	483			

GRAND NIAGARA #5



One of the prettiest holes on the golf course. Fairway accuracy here is at a premium. Make use of a 3-wood or fairway hybrid to tee off and get to the bottom flat of the fairway. Between the fairway and the elevated green runs a small creek. Shots missed left of the green could find one of two deep bunkers. Club selection is imperative to having success on this hole.

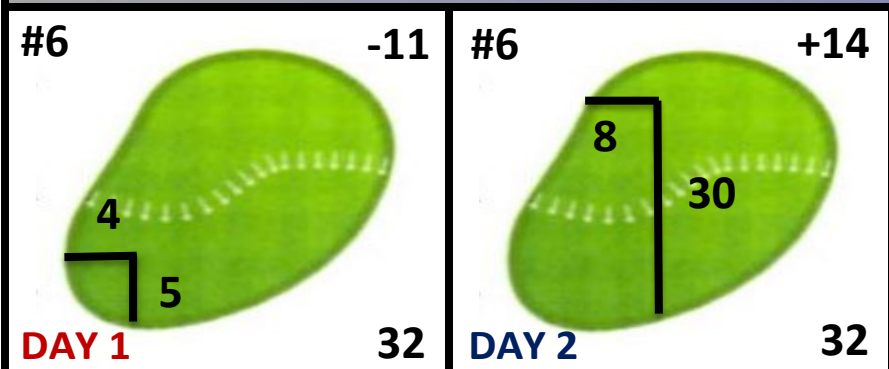


CH	340	R E A C H	265	C A R R Y	292
A	340		265		292
B	305		230		257
ONS	305		230		257
C	305		230		257
REC	305		230		257
		W A T E R		H A Z A R D	

GRAND NIAGARA #6



The longest Par 3 on the course. Bring your Sunday best for this hole as it's all carry to make the two-tiered green in regulation. Distance, control and carry are vital. A large and deep bunker fronts a good two thirds of this green. Do your best to avoid it. A memorable Par 3 that you will not soon forget.



CH	170	CLEAR THE CREEK	135	REACH WATER L / R	98/120
A	170		135		98/120
B	147		112		75/97
ONS	147		112		75/97
C	147		112		75/97
REC	147		112		75/97




GRAND NIAGARA
 GOLF CLUB

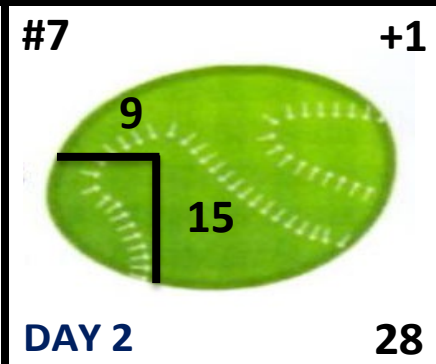
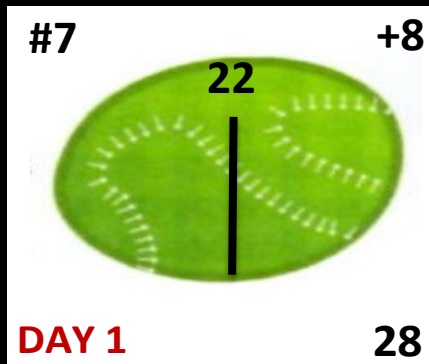


Reese Jones
 COLLECTION

GRAND NIAGARA #7



Finding the fairway with your tee shot sets you up nicely to attack the pin on your second shot. Off the tee, aim for the left side of the fairway but avoid the bunker on the left. The green is sloped from back to front and an uphill putt will make chances for birdie that much better. Avoid going long over the green as a difficult up and down awaits!




GRAND NIAGARA
 GOLF CLUB



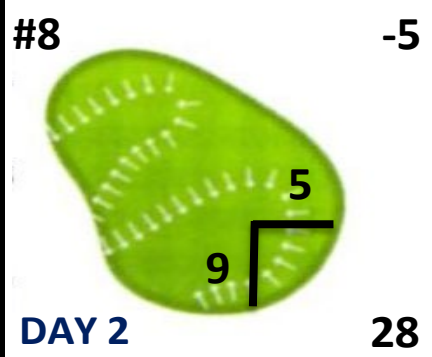
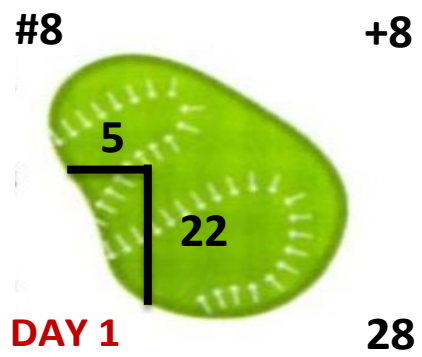
Reese Jones
 COLLECTION

CH	390	C A R R Y B U N K E R S T	265	R E A C H E R B U N K E R	312
A	390		265		312
B	350		225		272
ONS	350		225		272
C	350		225		272
REC	350		225		272

GRAND NIAGARA #8



A true risk/reward Par 4 where finding the fairway off the tee is critical. A large pond begins on the left side of the fairway and runs entirely up to the green. A safe play is to use a club that will leave you around 150 yards to the green. Consider a three wood or fairway hybrid. A driver off the tee increases your risk but gives you a much shorter approach into the green. The approach is tricky with a green that tilts to the water and bunkers that guard the right side of the green.

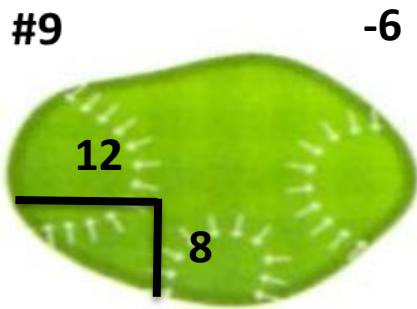


CH	365	REACH BUNKER RIGHT	310	REACH WATER	231
A	365		310		231
B	338		283		202
ONS	338		283		202
C	338		283		202
REC	338		283		202

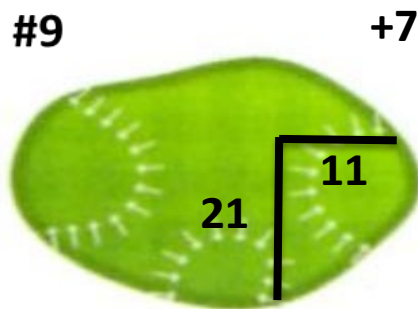
GRAND NIAGARA #9



The Par 5 9th will almost always play into the prevailing wind, which lengthens the hole considerably. Water borders the entire left side of the hole, so commit to your drive and avoid bunkers off the right side of the fairway. The green is surrounded by bunkers with water short left, so club selection and aim are critical to make the turn on a good note. Keep your foot on the gas as this hole can make or break your round!



DAY 1 28



DAY 2 28


GRAND NIAGARA
 GOLF CLUB



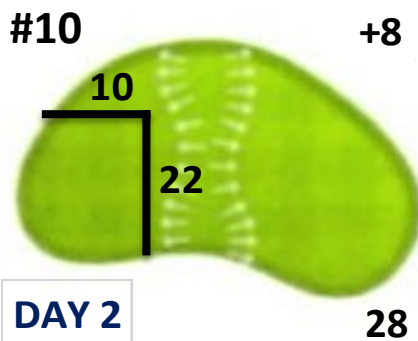
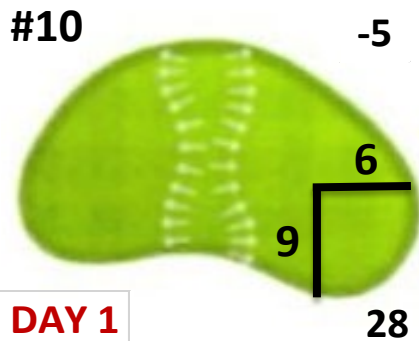
Reese Jones
 COLLECTION

CH	525	C A R B U N K E R S L E F T	252	C A R B U N K E R S R I G H T	275
A	525		252		275
B	485		213		236
ONS	485		213		236
C	485		213		236
REC	485		213		236

GRAND NIAGARA #10



Accuracy off the tee is important as you start the inward nine. A 3-wood or hybrid is a good play into a favourable landing area. A pond runs up the entire left side of the hole, so favour the right side of the fairway. A deep bunker guards the front left side of the green. Allow yourself enough club into the green to avoid this bunker!

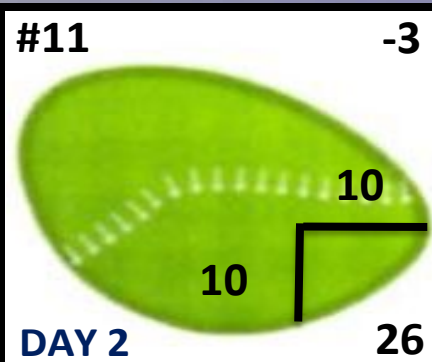
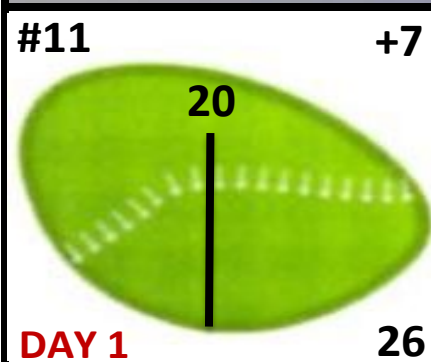


CH	385	R E A C H B U N K E R S	220	C A R R Y B U N K E R S	263
A	368		201		244
B	368		201		244
ONS	368		201		244
C	368		201		244
REC	368		201		244

GRAND NIAGARA #11



This is the longest and most difficult Par 4 on the golf course. Off the tee, one needs to avoid the water on the right and bunkers on the left. A long second shot to a two-tiered green will test your ability here. Making a par will feel like a birdie every time. If you do miss the green, left and short is the place to be.



CH	430	C A R R Y B U N K E R S	275	A V O I D T H E W A T E R	Don't get wet!
A	411		256		Don't get wet!
B	411		256		Don't get wet!
ONS	411		256		Don't get wet!
C	334		179		Don't get wet!
REC	334		179		Don't get wet!



GRAND NIAGARA #12



This great Par 3 has somewhat of a narrow landing area. The prevailing wind must be accounted for, as the green sits elevated to the tee and fairway. Large bunkers guard both sides of this green. Hitting the front, middle of the green leaves the best chance at making Par and maybe even a Birdie!

#3	+7	#3	-5
DAY 1	28	DAY 2	28

CH	160	T A K E M A K E E N S O U R G H Y O U R C L U B		I B F U N K Y O U R G O O D I N T H E K	Sand Save?
A	160				Up & Down?
B	146				Hole Out?
ONS	146				Saddam it?
C	146				Swing Hard!
REC	146				You Got This!



GRAND NIAGARA
GOLF CLUB



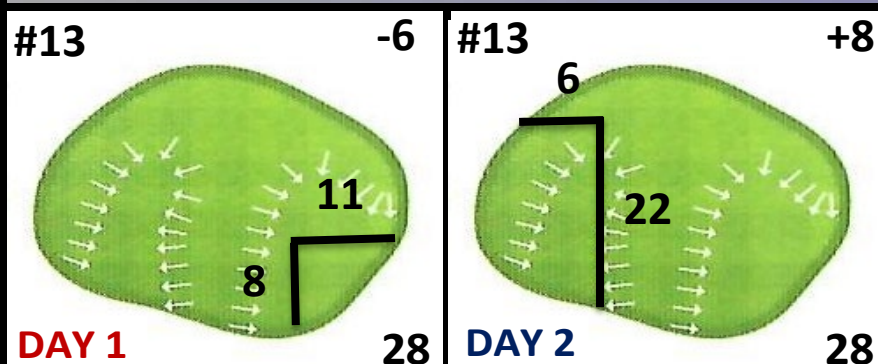



COLLECTION

GRAND NIAGARA #13



A medium length Par 4 that doglegs to the right. The contour of this fairway makes playing the hole from the left side the ideal play for your approach shot. The hole plays true to its yardage, so a good club selection for the approach shot is key to making a good score.



GRAND NIAGARA
GOLF CLUB



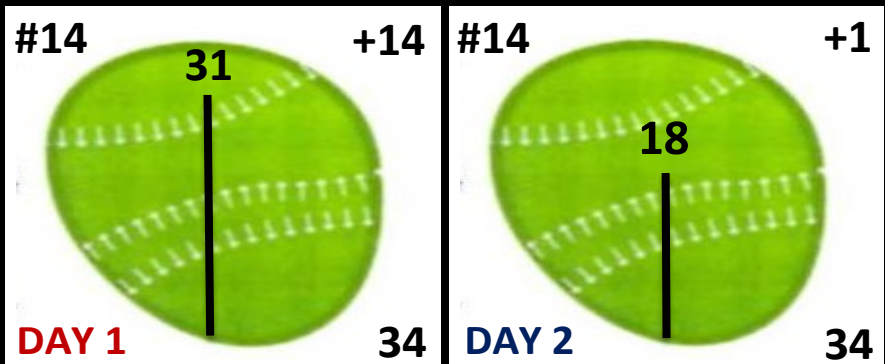
CH	400	R E A C H	216	C A R R Y	237
A	374		190		211
B	374		190		211
ONS	374		190		211
C	334		150		171
REC	334		150		171
		B U N K E R S			

GRAND NIAGARA #14



This Par 3 forces carry over a large pond that fronts the entire green. It's all carry so believe in your club and distance. The large green has a swale in the middle, so it is important to land your ball in the right area. Bunkers guard this green to the right and back left. Par is always a good score on this hole.

This is the GTA AM Tour HOLE IN ONE Competition!



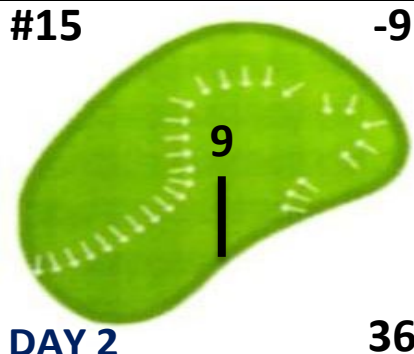
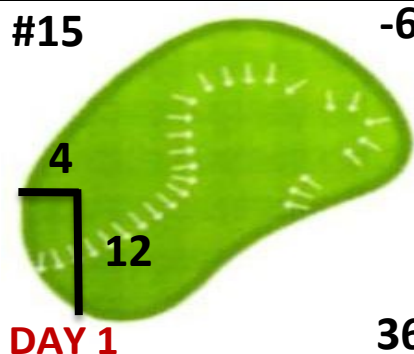
CH	165	T H C A N E Y O U S I M V A K E A C E		B E S T O R E S T A Y C L U B	132
A	165				132
B	165				132
ONS	165				132
C	165				132
REC	165				132



GRAND NIAGARA #15



For this strong par 5, the safe play off the tee is to the left side of the fairway where there is ample room. Avoid the bunkers to the right of the fairway. Long hitters may be able to reach the green in two, but two excellent shots are required. The hole is defined by a large bunker 130 yards from the green. Conservative players should hit and lay up to this bunker leaving a middle to short iron into an inviting green.




GRAND NIAGARA
 GOLF CLUB




CH	550	C A R R Y B U N K E R R I G H T	268	R E A C H L E F T	300
A	528		246		278
B	528		246		278
ONS	528		246		278
C	415		132		164
REC	415		132		164

GRAND NIAGARA #16



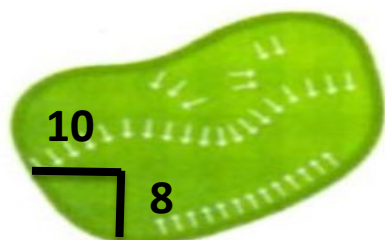
Finding the fairway is important on this hole. A hole that plays a little longer into the prevailing wind, two good shots will be rewarded into a two-tiered elevated green. The green however will test your ability. Any balls that land short and right will find the hazard. A deep bunker will make for a difficult up and down if the shot is missed left of the green.

#16 +1



DAY 1 34

#16 -9



DAY 2 34


GRAND NIAGARA
GOLF CLUB



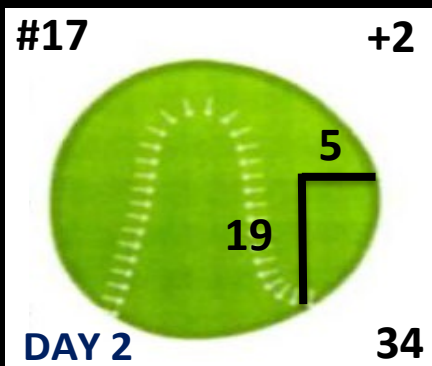
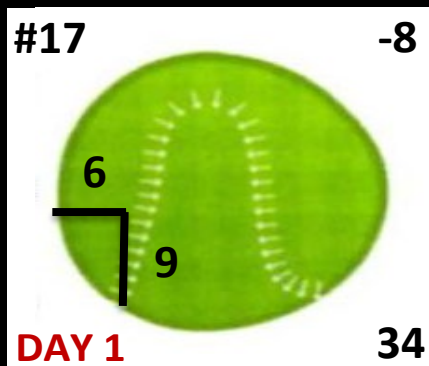
Reese Jones
COLLECTION

CH	380	R E A C H B U N K E R	213	R E A C H A Z A R D L E F T	302
A	380		213		302
B	342		176		265
ONS	342		176		265
C	342		176		265
REC	342		176		265

GRAND NIAGARA #17




The key on this Par 5 is avoiding the bunkers that are found down the left side of the fairway. However, as you get closer to the green, try and favour the left side of the fairway to give yourself a great angle to the green. This elevated green is a lot deeper than you think and will always play one club longer at all times. The left side of the green has a deep bunker that always makes for a tough up and down. Be sure to stay below the hole on your approach shot to have a good run at birdie.

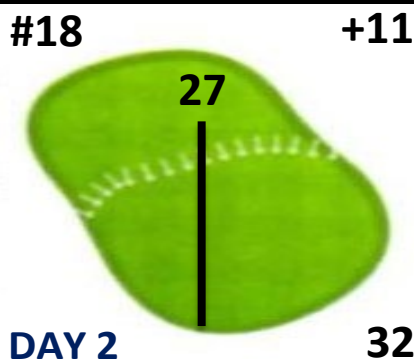
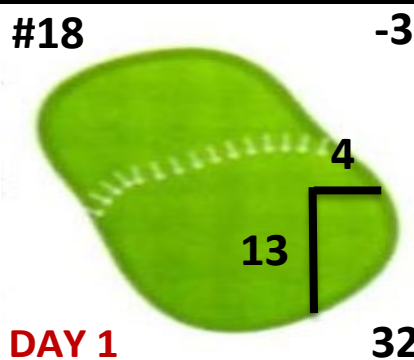


CH	510	C A R R Y B U N K E R S L E F T	203	C A R R Y B U N K E R S R I G H T	259
A	510		203		259
B	462		165		220
ONS	462		165		220
C	462		165		220
REC	462		165		220

GRAND NIAGARA #18



Your final hole is a dogleg left with water coming into play the entire left side of the hole. A true risk/reward hole where you can choose how much to cut the corner. A crosswind out of the left can make it more difficult to play a draw off the tee. A safe and smart play is a drive just over the bunker and depending on your length, cutting the dogleg from this point. The green runs severely from back to front so you should look to keep the ball below the hole at all times.



CH	400	C A R R Y B U N K E R	223	R I S K V S R E W A R D	DO YOU DARE?
A	370		194		CUT OFF MORE?
B	370		194		HOW MUCH
ONS	370		194		DO YOU
C	327		150		WANT
REC	327		150		TO RISK?

2021 GTA AM TOUR CHAMPIONSHIP



Well, as another fantastic season comes to a close, I'm sure that the entire GTA AM TOUR community would echo my sentiments by sending out a very loud and **HUGE - THANK YOU!**

to each of the wonderful GTA AM Tour Staff Members! Each one of you has helped all of us hacks pretend to be real-life Tour Stars! The 2021 Season has again been an enormous challenge, but somehow the team has stepped up their game and provided us hacks another fantastic season!

So from all of us Tour Players (Hacks) to all of the GTA AM TOUR Staff Members, Thank You, stay healthy, winter well, and we'll see all of you in 2022!

Once again, to everyone who participated and helped out in this challenging year to make it feel somewhat 'normal' during these strange times. Thank You, stay well and in good health! See you all on TOUR in 2022!