



THE CLASSIC  
PRESENTED BY  
MICHELOB ULTRA

THE CLASSIC  
PRESENTED BY  
MICHELOB ULTRA

THE CLASSIC  
PRESENTED BY  
MICHELOB ULTRA

*Michelob*

ULTRA

THE CLASSIC  
PRESENTED BY  
MICHELOB ULTRA

THE CLASSIC  
PRESENTED BY  
MICHELOB ULTRA

THE CLASSIC  
PRESENTED BY  
MICHELOB ULTRA



# THE CLASSIC PRESENTED BY MICHELOB ULTRA





BARRIE  
COUNTRY  
CLUB

Championship Golf, Hospitality Way Above Par

635 St. Vincent Street N

705.728.4802

Barrie, ON L4M 4V1

[www.barriecountryclub.com](http://www.barriecountryclub.com)

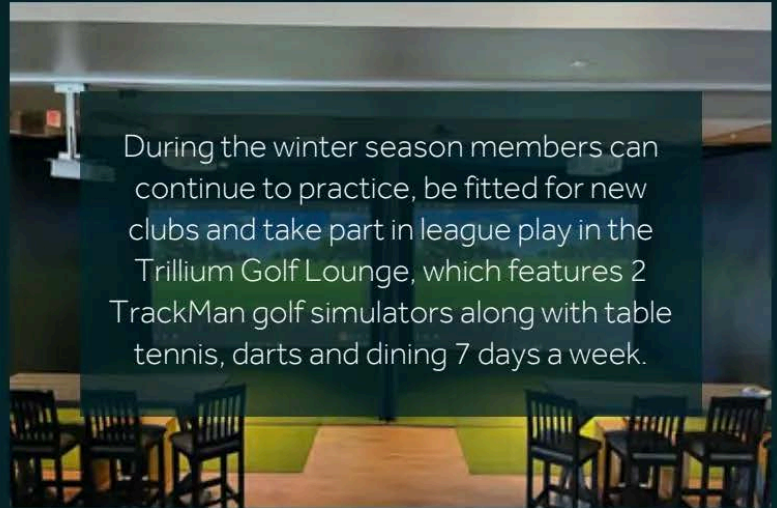


## OUR CLUB


Our 18-hole championship golf course is known for its manicured course conditions and its fair and excellent test of golf. The Club is committed to ongoing course improvements and has completed an extensive irrigation system upgrade in 2023.

## PRACTICE FACILITIES

The Barrie Country Club is host to multiple opportunities for members and their guests to practice and improve on their game of golf. Along with chipping and putting greens members and guests have access to our full driving range and 3 hole short course, the Train Track.



During the winter season members can continue to practice, be fitted for new clubs and take part in league play in the Trillium Golf Lounge, which features 2 TrackMan golf simulators along with table tennis, darts and dining 7 days a week.



## CLUB EXPERIENCE

Our modern clubhouse provides sweeping views of our picturesque, championship golf course from our dining options, the Bunker and the Grill. From pub fare to upscale dining the atmosphere is ideal to meet fellow members of the game or enjoy with family and friends.

The Barrie Country Club offers event space that is ideal for intimate gatherings to large milestone celebrations all with the perfect backdrop for a memorable event.



## THE CLASSIC - PRESENTED BY MICHELOB ULTRA

**Barrie Country Club**

**Monday, May 26, 2025**

### **NOTICE TO COMPETITORS**

This information supplements the 2025 Local Rules and Terms of Conditions for the GTA AM Tour. The current issue of the Golf Canada Rules of Golf govern play. **Any rules on the host club scorecard do not apply. Penalty for breach of a Local Rule is the general penalty, unless otherwise noted.**

1. **OUT OF BOUNDS (Rule 18.2):** See GTA AM Tour Hard Card for how Out of Bounds is defined.
2. **HOST CLUB DROP ZONES ARE NOT AVAILABLE:** Any Drop Zone available at this event will be indicated by a GTA AM Tour sign.
3. **PENALTY AREAS (Rule 17):** Red and yellow lines define the edge of the penalty area. Where penalty areas are not marked with lines, the change in the height of the grass defines the edge of the penalty area. Where there is no change in the height of the grass, the penalty area is defined by its natural boundaries. Unmarked penalty areas are red penalty areas.
4. **OBSTRUCTIONS AND GROUND UNDER REPAIR (Rule 16.1 applies):** Any areas of ground under repair will be marked or noted.

**NO PLAY ZONES:** Areas that are ornamental garden beds, turf nurseries or decorative flowerbeds are No Play Zones that are to be treated as Ground Under Repair. Players must proceed under Rule 16.1f.

#### **DROP ZONES AVAILABLE:**

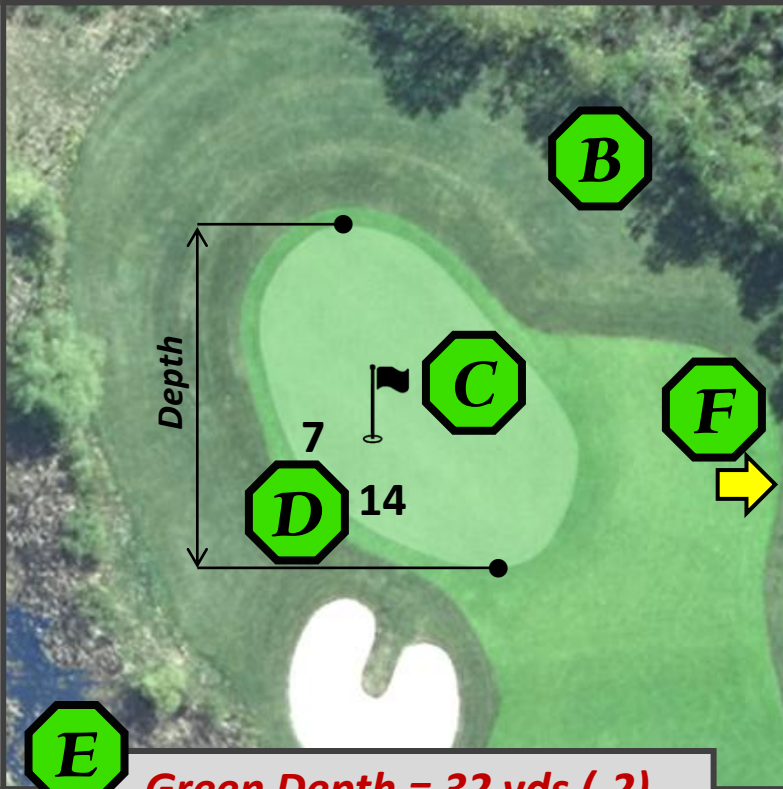
**HOLE #18:** If a ball is on or in the cart path, garden, patio or clubhouse behind #18 green, including when it is known or virtually certain that a ball that has not been found came to rest in these abnormal course conditions, the player may:

- Take free relief under Rule 16.1, or
- As an extra option, take free relief by dropping the original ball or another ball in the dropping zone located to the right of #18 green.

# How To Use This Guide

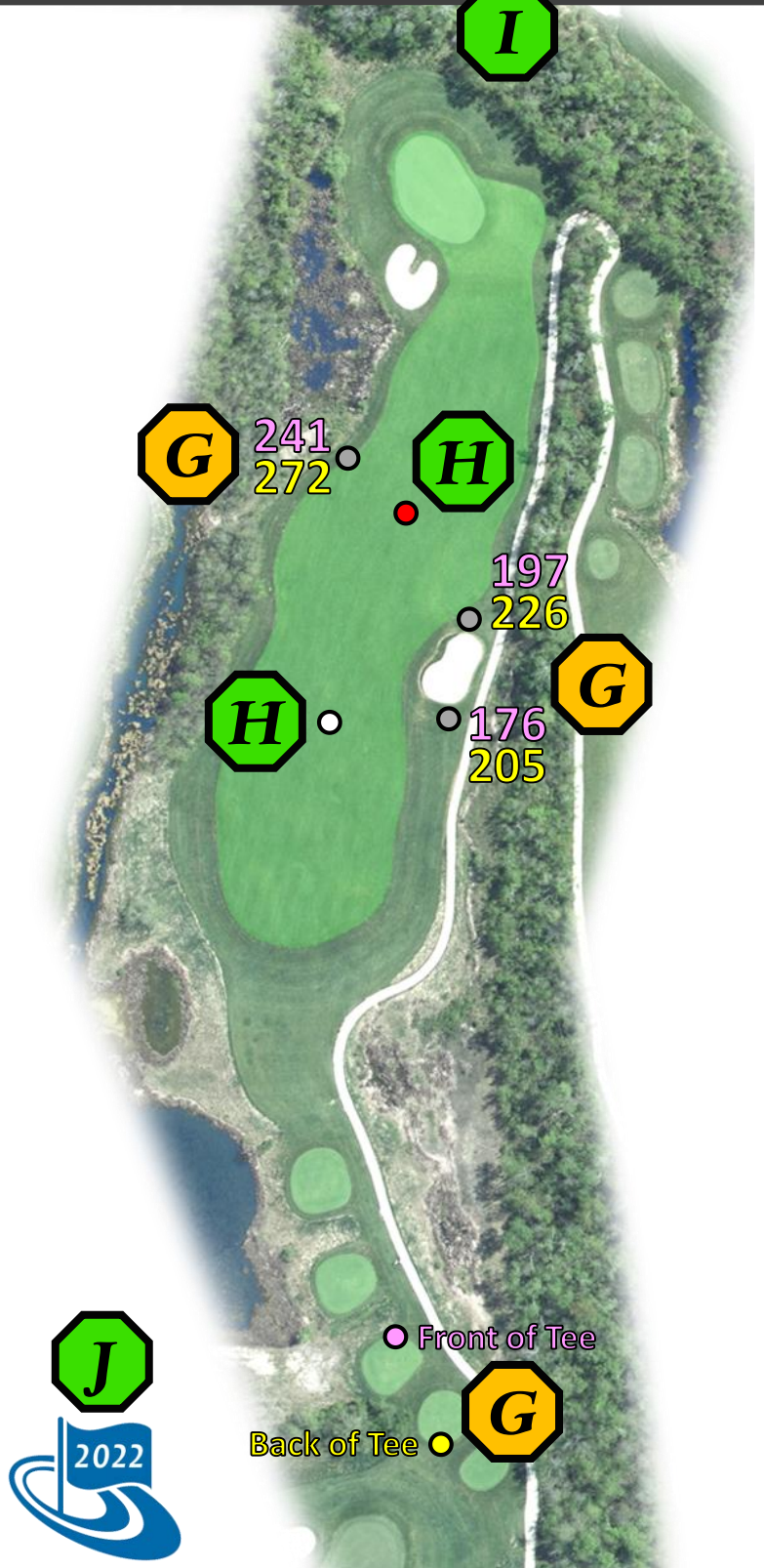
## Hole #6 (Par 4)

CH	A	B	ONS	C	R
342	342	331	331	320	320



**Green Depth = 32 yds (-2)**

- A. This box provides pro tips and general information about the hole.
- B. Image of the green complex (aligned to the 150-yard marker).
- C. Flag showing the pin location.
- D. Distances from the front and side of the green to the pin location.
- E. Green depth and a +/- distance from the centre of the green to the pin in brackets.
- F. Arrow indicating the direction to the next tee (leave your clubs here when walking).
- G. Distances from spots in the teeing ground to various locations in the landing area. The distance text is colour coded to match the teeing ground spots. The actual tee marker positions will vary, but differences can be quickly paced off or estimated.
- H. Standard 100 ●, 150 ○, 200 ●, and 250 ● yard markers.



- I. Hole yardages for each flight.
- J. Flag indicating the year of photography.

# Barrie Country Club

## Hole #1 (Par 4)

CH	A	B	ONS	C	R
438	429	429	429	382	382



**Green Depth = 31 yds (+1)**

*A beautiful view overlooking the golf course will start your round. The opening tee shot is downhill to a generous fairway on this long gentle dogleg left Par 4.*

**\*Pro's Advice\***

**Favour the right side with your tee shot as the ball runs to the left side of the fairway.**



● Back of Tee  
● Front of Tee



# Barrie Country Club

## Hole #2 (Par 4)

CH	A	B	ONS	C	R
362	362	351	351	320	320



**Green Depth = 22 yds (+6)**

*This narrow Par 4 bends slightly to the right through the trees to a small green. Be mindful of the wind as the trees can make you think there is none.*

**\*Pro's Advice\***

*Hitting a left to right shot makes it easier to hit the fairway. Think about club selection off the tee - your driver may not be the best choice.*



# Barrie Country Club

## Hole #3 (Par 3)

CH	A	B	ONS	C	R
211	178	178	178	165	165



**Green Depth = 28 yds (-6)**

*A long Par 3 that usually plays its full length. The subtle sloping green may leave you scratching your head after a missed putt.*

***\*Pro's Advice\****

***The wind is often a factor that may not be noticed from the sheltered tee. Be sure to take enough club!***



# Barrie Country Club

## Hole #4 (Par 5)

CH	A	B	ONS	C	R
558	521	493	493	493	493



**Green Depth = 24 yds (+2)**

Playing as the longest hole on the course, this Par 5 is narrow in the landing area and usually plays into the prevailing wind. A Par here is a great score. Maintain your focus to hit this narrow fairway. Is Driver the right play?

**\*Pro's Advice\***

**A tee shot in the fairway is a must. Only the longest hitters can hope to be close in two good shots.**



# Barrie Country Club

## Hole #5 (Par 3)

CH	A	B	ONS	C	R
180	180	150	150	150	150



**Green Depth = 27 yds (-3)**

*This Par 3 plays to a green protected on both sides by bunkers. Choose your club wisely and aim for the middle of this green.*

**\*Pro's Advice\***

*The front part of the green is open, and the ball may run up. Long or left are both big trouble so miss short or right and save your Par.*



BARRIE  
COUNTRY  
CLUB

Michelob **ULTRA**

# Barrie Country Club

## Hole #6 (Par 5)

CH	A	B	ONS	C	R
524	524	480	480	480	480



**Green Depth = 30 yds (-7)**

*This is a reachable Par 5 but watch out for the left to right sloping green that bounds a lot of balls into the right rough. Birdie's may be had here but don't get cocky as this tame looking Par 5 can burn you!*

***\*Pro's Advice\****

***Keep your tee shot left to add some roll and position your approach shot below the hole for the best chance at Birdie!***



BARRIE  
COUNTRY  
CLUB



● Back of Tee

● Back of Tee

Michelob **ULTRA**

# Barrie Country Club

## Hole #7 (Par 3)

CH	A	B	ONS	C	R
150	150	142	142	131	131



**Green Depth = 30 yds (-4)**

*This short Par 3 is arguably the toughest green on the course. Hitting this green and any two putt is a glaring success. Finding the right tier of this green is crucial to make birdie or save your par!*

**\*Pro's Advice\***

*When the flag is on the left of the green, be sure to be to the left, below the hole. When the flag is on the right, take an extra club.*



BARRIE  
COUNTRY  
CLUB



● Back of Tee

● Back of Tee



Michelob **ULTRA**

# Barrie Country Club

## Hole #8 (Par 4)

CH	A	B	ONS	C	R
435	413	413	413	405	405



**Green Depth = 27 yds (+5)**

*This is a generous Par 4 to a large green. Trees on both sides of the fairway should not be a problem for most players. A wayward drive right could end up OB if you're not careful with this tee shot!*

**\*Pro's Advice\***

**Time for a good solid drive. Swing in balance for a controlled shot, and don't try to "kill it."**



BARRIE  
COUNTRY  
CLUB



Michelob **ULTRA**

# Barrie Country Club

## Hole #9 (Par 5)

CH	A	B	ONS	C	R
489	480	466	466	466	466



**Green Depth = 30 yds (+2)**

#9 is a dogleg right uphill Par 5 with another large, sloping green from back to front. Grip it and Rip it to get home in two! A Birdie is nice, but an Eagle may be required to earn you a Skin!

**\*Pro's Advice\***

Long hitters can reach the green in two by carrying their tee shot over the fairway bunker; however, watch for the "out of bounds" or turn a Birdie opportunity into a Double!



# Barrie Country Club

## Hole #10 (Par 4)

CH	A	B	ONS	C	R
398	389	389	389	338	338



**Green Depth = 29 yds (+1)**

*This is a demanding Par 4 that plays downhill, but usually into the wind. The very narrow green has a lateral hazard on the right side. Take dead aim at this narrow green as balls can bound hard away if miss-hit!*

### **\*Pro's Advice\***

**Your tee shot must stay left to allow an open look at the green for the approach. Aim at the telephone pole for the best results off the tee!**



● Back of Tee

● Front of Tee

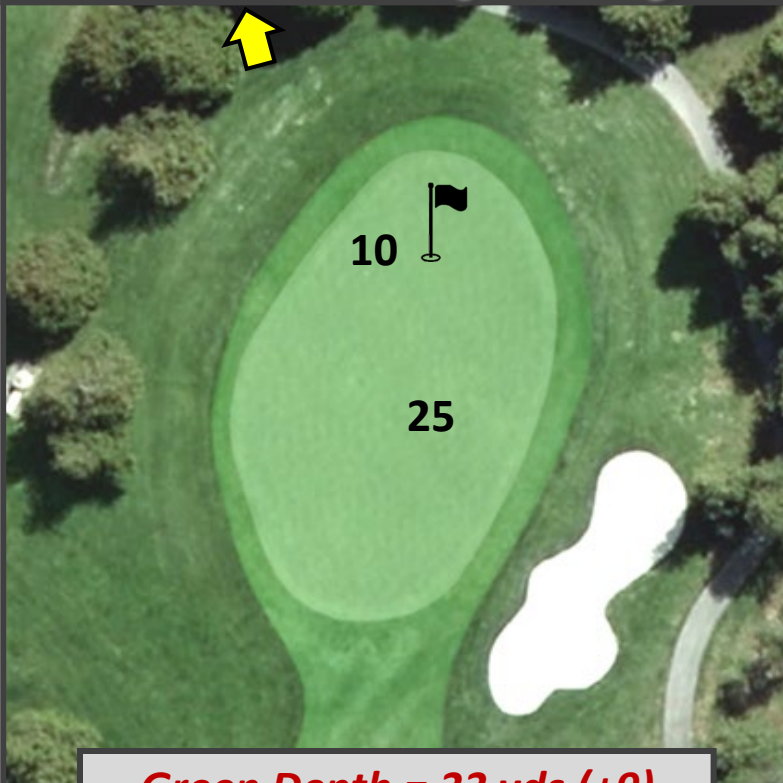


Michelob **ULTRA**

# Barrie Country Club

## Hole #11 (Par 4)

CH	A	B	ONS	C	R
401	401	372	372	320	320



**Green Depth = 33 yds (+9)**

*This hole has a slight dogleg to the right to a two-level green. "Out of Bounds" and lateral hazard on the left should not be a factor. Bite off as much as you can here as this fairway is very generous!*

**\*Pro's Advice\***

*The green slopes right to left. Club selection for the approach is important to position the ball on the correct level of the green.*



# Barrie Country Club

## Hole #12 (Par 5)

CH	A	B	ONS	C	R
475	475	465	465	465	465



**Green Depth = 27 yds (+10)**

*This short Par 5 has plenty of trouble. A lateral hazard left of the fairway, a green with water on the right, and bunkers on the left make it a good challenge. Play this hole with a plan in mind from the tee or else you may be disappointed!*

### **\*Pro's Advice\***

**Plenty of club selection choices. An accurate tee shot is a must. Missing the fairway forces a lay-up and could lead to a bogey.**



Michelob **ULTRA**

# Barrie Country Club

## Hole #13 (Par 3)

CH	A	B	ONS	C	R
167	167	167	167	167	167



**Green Depth = 25 yds (+2)**

*This is a Par 3 with a large bunker on the right and a green sloping from right to left. Check the wind and put a good swing on it! This hole may look easy but many a round has come un-glued here!*

**\*Pro's Advice\***

*It's easier to save of par from short or left than from the bunker.*

***This is the GTA Am Tour Hole in One Competition!***



**Michelob ULTRA**

# Barrie Country Club

## Hole #14 (Par 4)

CH	A	B	ONS	C	R
421	385	385	385	344	344



**Green Depth = 38 yds (-12)**

*A lateral hazard runs down the left side of this hole, which cuts in slightly about 100 yards from the green. Did someone say water? What water? Don't even think about going left here!*

**\*Pro's Advice\***  
**Play your tee shot to land about 130 yards from the green.**  
**If downwind, a driver may not be needed.**



# Barrie Country Club

## Hole #15 (Par 4)

CH	A	B	ONS	C	R
391	391	331	331	331	331



**Green Depth = 30 yds (+4)**

*This is a very demanding hole with a hazard on both sides of the tee shot and a green with a hazard on the left, a bunker and trees on the right. Pick your line and make an aggressive swing as birdies can be had here!*

**\*Pro's Advice\***

*Long hitters can carry the right-side hazard. A right to left ball flight can help shorten the hole.*



# Barrie Country Club

## Hole #16 (Par 3)

CH	A	B	ONS	C	R
161	161	142	142	142	142



**Green Depth = 30 yds (-8)**

*This Par 3 is in a quiet setting surrounded by trees. The water hazard short and left should not be a problem. This hole looks tougher than it is!*

**\*Pro's Advice\***

*Club choice is key, so check to see if the wind may be helping.*



# Barrie Country Club

## Hole #17 (Par 4)

CH	A	B	ONS	C	R
398	398	370	370	339	339



**Green Depth = 30 yds (+2)**

*This is a narrow Par 4 through the trees, which starts the uphill trek back to the clubhouse. Be very careful as many a good round has been derailed on this hole.*

### *\*Pro's Advice\**

*Keep left off the tee to get an extra roll and avoid the large tree on the right side that protects the green. The green has a severe slope back to front.*



BARRIE  
COUNTRY  
CLUB



Michelob ULTRA

# Barrie Country Club

## Hole #18 (Par 5)

CH	A	B	ONS	C	R
483	483	466	466	466	466



**Green Depth = 30 yds (-7)**

*This uphill Par 5 yields many Pars and Birdies. A shortish hole that can end your round on a "high", but a difficult green that could end your dream round with an other!*

*Pay no attention to the crowd watching your every move!*

### **\*Pro's Advice\***

*Long hitters can carry the right-side fairway bunker and go for the green in two. Club selection is very important when approaching the green with the shot uphill and often into the wind, but the green tells you "don't be long."*



*Michelob* **ULTRA**