



**The GTA AM Tour welcomes you to
The Granite Golf Club for
The 2025
WRONSKI CANN OPEN**




RICHARDSON
Wealth | The Wronski Cann
Group

Thank You

The Wronski Cann Group is proud to support members of the GTA AM Tour in achieving their financial goals. If you are not yet a client, we extend an invitation to experience the personalized care we provide.

Let us help you build a future where you control your money, rather than it controlling you.

Connect with us and we would be happy to start the discussion, perhaps even over a round of golf.



We're Not Just Investment Advisors, We're Wealth Architects

At The Wronski Cann Group, we specialize in serving high-net-worth Canadians, crafting strategies to grow, preserve, and transfer wealth seamlessly across generations. We are part of an independent and unbiased wealth management firm, accountable only to a very important group of people - our clients. By combining time-tested methodologies, exclusive investment opportunities, personalized services, and a client-centric approach, we help you achieve your financial goals.



The Wronski Cann Group

web.richardsonwealth.com/web/wronski.cann/

Kathleen Wronski & Michael Cann

Senior Portfolio Manager, Investment Advisor

Corey Eccles & Tatiana Enhorning

Associate Investment Advisor

Jasbleidy Piraquive

Assistant

Richardson Wealth Ltd.

100 Queens Quay East Suite 2500
Toronto ON, M5E 1V3

Contact Michael Today!

Cell: 416.969.3046

Email: Michael.Cann@RichardsonWealth.com

Contact Corey Today!

Cell: 416.969.3181

Email: Corey.Eccles@RichardsonWealth.com



GUEST INFORMATION



We welcome Guests to experience Granite Golf Club's hospitality, impeccable service, and our scenic, world-class golf course. The moment you arrive at Granite Golf Club you are put completely at ease. Escape from the city and steal a quiet moment in our clubhouse or enjoy a game of golf, whatever your pace and level. To make the experience as enjoyable as possible, we've taken the intimidation factor out of the game by promoting a friendly and social atmosphere.

All Members and their Guests must be properly attired at all times while using the golf course and practice facilities, or while in the Clubhouse. Golf attire should be tailored, neat, tidy, and in good taste. Please note that Members and their Guests will not be permitted on the golf course if they are not dressed in accordance with Granite Golf Club's Dress Code.

DRESS CODE

Proper cycling attire, tailored denim jeans, and collarless shirts are permitted to be worn in the Clubhouse, but not on the golf course. Gym attire is permitted in transit to and from the locker rooms to the Fitness Studio. Footwear is required in the dining areas.

MALES

Appropriate golf attire for men consists of slacks or dress shorts of Bermuda or Jamaica length. Golf shirts with collars and sleeves are to be worn and tucked in at all times. Mocknecks and turtlenecks are also appropriate. Proper footwear must be worn on the golf course. Golf sandals are acceptable with or without socks. Attire with slogans or logos must be in good taste.

FEMALES

Appropriate golf attire for women consists of golf dresses, skirts, slacks, capris, or shorts (all should be discreet in length no shorter than mid-thigh), and golf shirts with either sleeves or a collar. Proper footwear must be worn on the golf course. Golf sandals are acceptable with or without socks. Attire with slogans or logos must be in good taste.

PROHIBITED DRESS

Ripped/torn denim, T-shirts, sweatpants, cargo pants/shorts, swim and racquet attire, and headgear worn backwards are prohibited attire on Club premises. Golf and sports hats/visors must be removed while sitting inside the Clubhouse.



WRONSKI CANN OPEN

Granite Golf Club

Monday, July 28, 2025

NOTICE TO COMPETITORS

This information supplements the 2025 Local Rules and Terms of Conditions for the GTA AM Tour. The current issue of the Golf Canada Rules of Golf govern play. **Any rules on the host club scorecard do not apply. Penalty for breach of a Local Rule is the general penalty, unless otherwise noted.**

1. **OUT OF BOUNDS (Rule 18.2):** See GTA AM Tour Hard Card for how Out of Bounds is defined.

HOLE #10: If a ball comes to rest on or beyond the entrance driveway, it is out of bounds, even if it comes to rest on another part of the course.

HOLE #13: Out of bounds on the right side is defined by the course side edge of white stakes and fence posts.

2. **HOST CLUB DROP ZONES ARE NOT AVAILABLE:** Any Drop Zone available at this event will be indicated by a GTA AM Tour sign.

3. **PENALTY AREAS (Rule 17):** Red and yellow lines define the edge of the penalty area. Where penalty areas are not marked with lines, the change in the height of the grass defines the edge of the penalty area. Where there is no change in the height of the grass, the penalty area is defined by its natural boundaries. Unmarked penalty areas are red penalty areas.

NO PLAY ZONES: Penalty Areas marked with yellow or red stakes with GREEN TOPS are environmentally sensitive and are No Play Zones (Rule 17.1e). The player must take penalty relief under Rule 17.1d by adding one penalty stroke. **Players are not permitted to enter environmentally sensitive areas. See table for locations.**

For a ball in the General Area where the player has interference from a No Play Zone with their stance or swing, the player MUST take free relief (Rule 16.1f) by finding the nearest point of complete relief, no nearer to the hole and establish a relief area of one club-length.

DROP ZONES AVAILABLE:

HOLE #4 (CHAMP AND A FLIGHTS ONLY): For a ball that enters the penalty area between the tee and green, another ball may be put in play using Rule 17.1d(1), (2) or (3), or *as an additional option may use the Drop Zone* located on the tee deck near the penalty area.

4. **OBSTRUCTIONS AND GROUND UNDER REPAIR (Rule 16.1 applies):** Any areas of ground under repair will be marked or noted.

NO PLAY ZONES: Areas that are ornamental garden beds, turf nurseries or decorative flowerbeds are No Play Zones that are to be treated as Ground Under Repair. Player must proceed under Rule 16.1f.

NO PLAY ZONES - Environmentally-Sensitive Areas (Rule 17.1e):

Below is a table of the APPROXIMATE location of penalty areas at Granite Golf that are considered NO PLAY ZONES and are marked with stakes having green tops. DO NOT ENTER THESE AREAS:

1	<ul style="list-style-type: none">• cross gully from tee shot marked yellow to reach the fairway;• transitions to red along on the right side
2	<ul style="list-style-type: none">• cross NPZ marked yellow to reach the fairway;• transitions to red along on the right side
3	<ul style="list-style-type: none">• NPZ transitions to playable red penalty area about 1/3 of the way up the left hand side
4	<ul style="list-style-type: none">• cross large NPZ marked yellow to reach the green;• transitions to red NPZ on the right side
5	<ul style="list-style-type: none">• cross NPZ marked yellow to reach the fairway;• transitions to red NPZ on the right side
8	<ul style="list-style-type: none">• cross NPZ marked as yellow to reach the fairway;• transitions to red NPZ on both the left side• Playable red penalty area on right side
9	<ul style="list-style-type: none">• cross NPZ marked yellow to reach the fairway
12	<ul style="list-style-type: none">• cross NPZ marked yellow to reach the fairway
14	<ul style="list-style-type: none">• cross NPZ marked yellow to reach the green;
18	<ul style="list-style-type: none">• cross NPZ marked yellow to reach the fairway;• transitions to playable red penalty area NPZ at the beginning of the fairway.

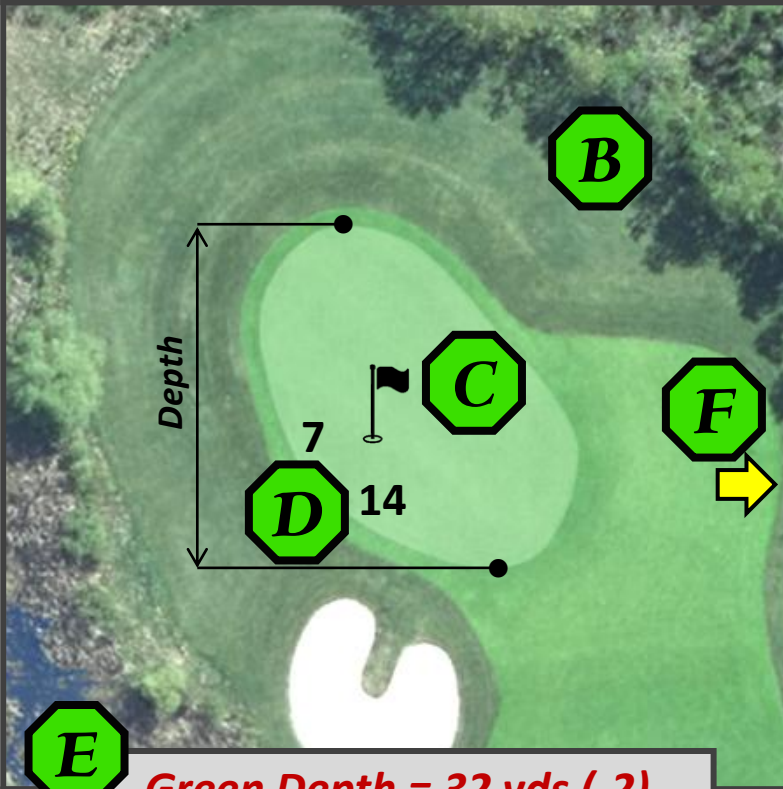
NOTE THE NPZ ARE DISTINCTIVELY MARKED (the NPZ have red or yellow stakes with green tops)

**NORMAL YELLOW PENALTY AREAS have yellow stakes only and
NORMAL RED PENALTY AREAS have red stakes only.**

How To Use This Guide

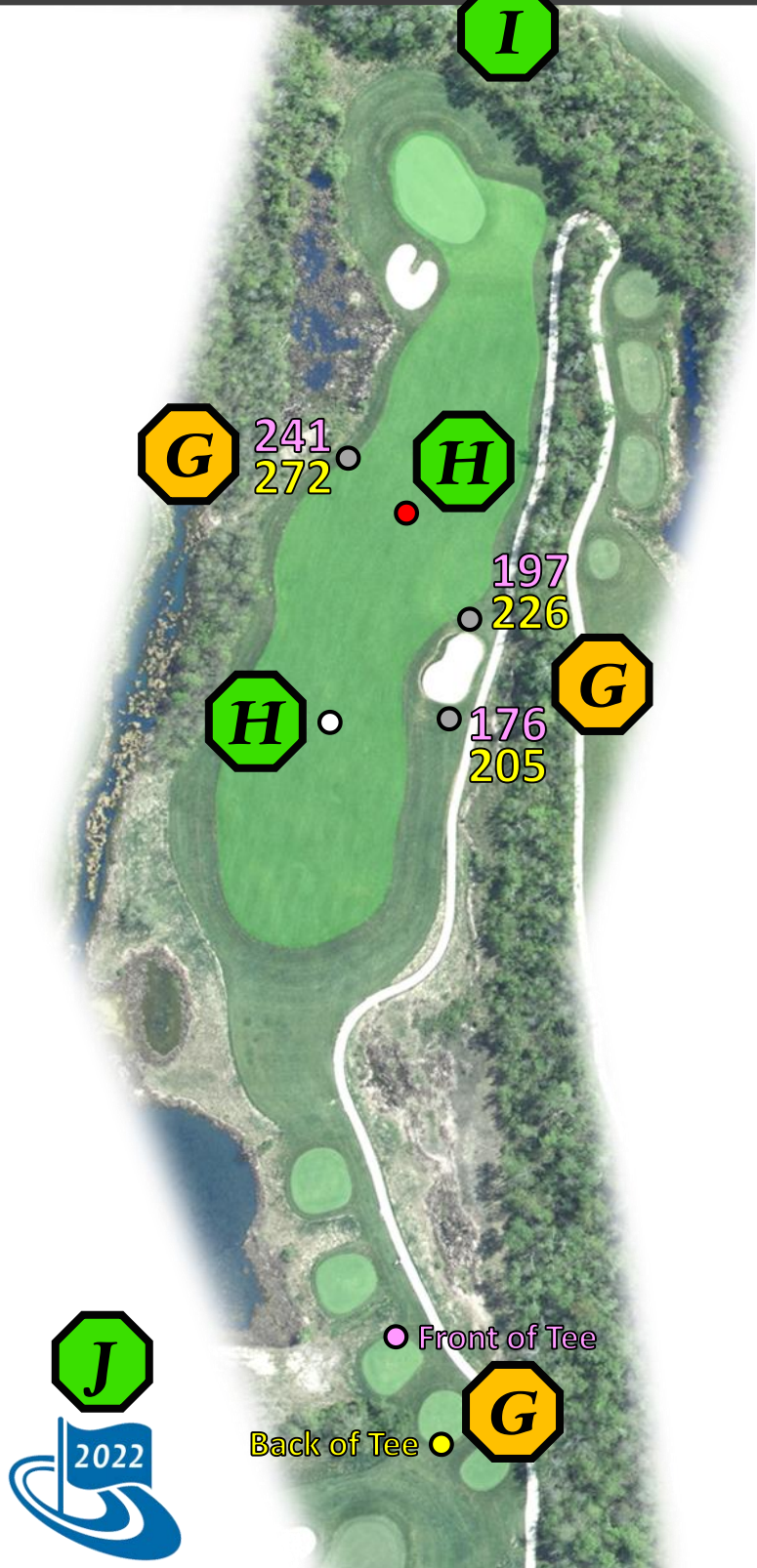
Hole #6 (Par 4)

CH	A	B	ONS	C	R
342	342	331	331	320	320



Green Depth = 32 yds (-2)

- A. This box provides pro tips and general information about the hole.
- B. Image of the green complex (aligned to the 150-yard marker).
- C. Flag showing the pin location.
- D. Distances from the front and side of the green to the pin location.
- E. Green depth and a +/- distance from the centre of the green to the pin in brackets.
- F. Arrow indicating the direction to the next tee (leave your clubs here when walking).
- G. Distances from spots in the teeing ground ● ● ● to various locations in the landing area ○. The distance text is colour coded to match the teeing ground spots. The actual tee marker positions will vary, but differences can be quickly paced off or estimated.
- H. Standard 100 ●, 150 ○, 200 ●, and 250 ● yard markers.



- I. Hole yardages for each flight.
- J. Flag indicating the year of photography.

Granite Golf Club

Hole #1 (Par 4)

CH	A	B	ONS	C	R
363	363	347	347	347	347



Green Depth = 33 yds (-5)

Welcome to the 2025 **WRONSKI CANN OPEN**

The best tee shot is to the left side of the fairway to avoid the deep fairway bunkers on the right and to have a clear view of the green. The approach shot usually requires one extra club to reach the elevated green. It's important to note that the green slopes steeply off the left side if you miss the surface. Achieving par on this hole is much more challenging than it appears!



RICHARDSON
Wealth

The Wronski Cann Group

Granite Golf Club

Hole #2 (Par 5)

CH	A	B	ONS	C	R
528	513	503	503	452	452



Green Depth = 23 yds (-1)

This reachable Par Five has an intimidating tee shot that must carry the wetlands to find a safe haven. The fairway is extremely narrow, and your lay-up should position yourself for a short iron into the green.

Two well struck shots can allow you to use the openness of the green and give yourself an Eagle or Birdie Chance.



RICHARDSON
Wealth

The Wronski Cann
Group

Granite Golf Club

Hole #3 (Par 4)

CH	A	B	ONS	C	R
340	340	314	314	306	306



Green Depth = 27 yds (+4)

When standing on the tee of this relatively short Par Four, it's clear that accuracy is crucial to avoid the encroaching wetlands on both sides. Using a long iron or fairway wood to the right of the bunker will give you a good angle to attack the green. It's better to be short than long, as the green quickly drops off to a hazard.

You surely now realize that you'll need to be on top of your game to navigate this course.



RICHARDSON
Wealth

The Wronski Cann
Group

Granite Golf Club

Hole #4 (Par 3)

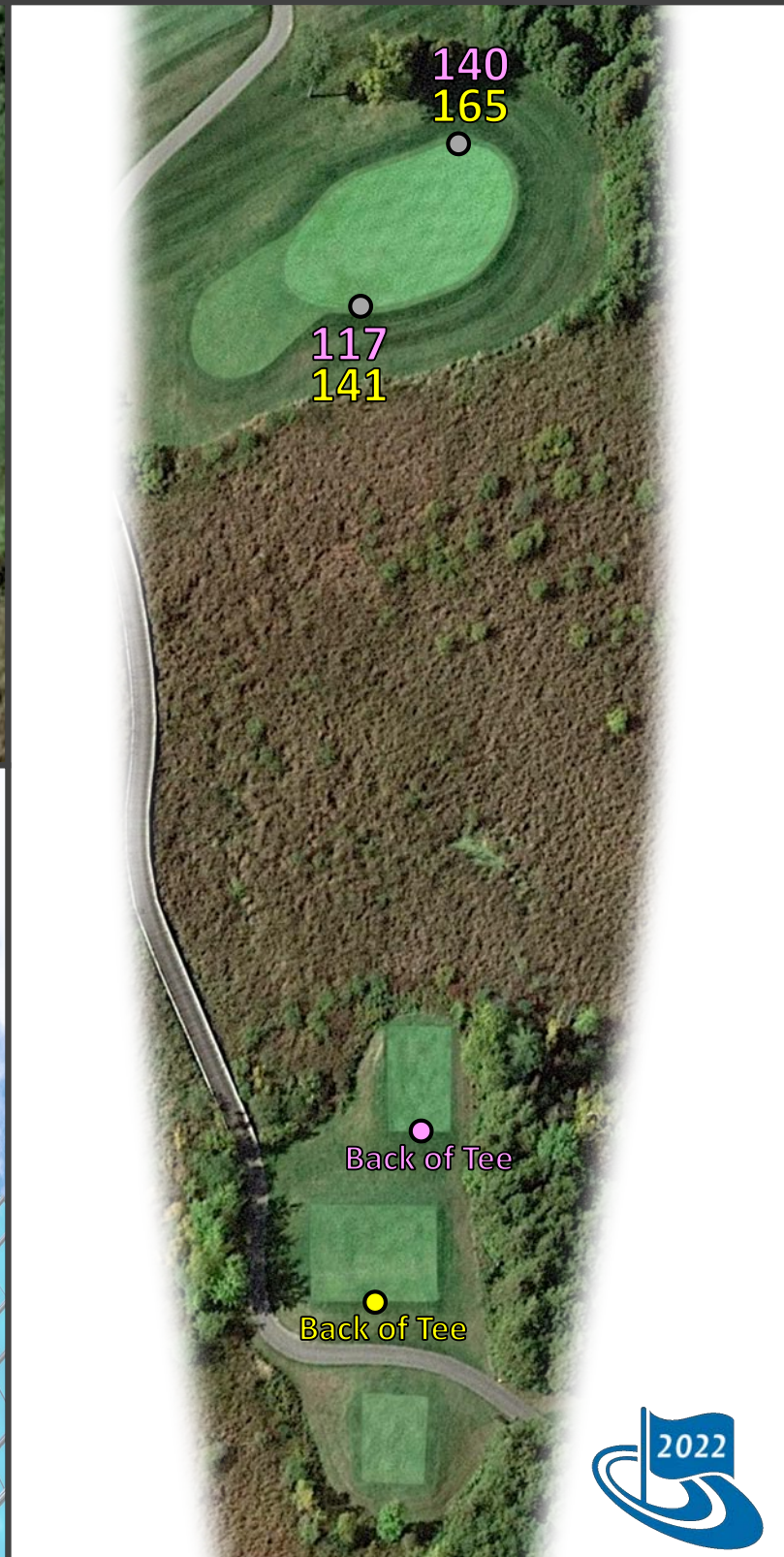
CH	A	B	ONS	C	R
147	147	115	115	115	115



Green Depth = 23 yds (+3)

This bunker less short Par Three is nestled in an amphitheater of trees and wetlands.

Club selection is crucial on this daunting forced carry tee shot. The wind, not always felt on the tee can gust through the opening to the right, sometimes making it necessary for two extra clubs.



Granite Golf Club

Hole #5 (Par 4)

CH	A	B	ONS	C	R
338	338	316	316	291	291



Green Depth = 23 yds (-1)

This short Par Four offers a risk-reward tee shot where long hitters can carry the bunkers down the right for a flip wedge into this narrow green to set up a possible birdie.

Dense woods left, and wetlands to the right might suggest keeping the driver in the bag.

The small narrow green is well guarded by bunkers on both sides, and missing short is a much easier up and down than going long.



RICHARDSON
Wealth

The Wronski Cann Group

Granite Golf Club

Hole #6 (Par 4)

CH	A	B	ONS	C	R
388	360	360	360	360	360



8

18

Green Depth = 26 yds (+5)

The longest and most difficult Par Four on the front nine is a traditional dogleg right around a bunker framing the corner with penalty areas down both sides.

Be cognizant of the wind coming from the left on this elevated tee, as finding the left side of the fairway will open your approach to a well-protected green.



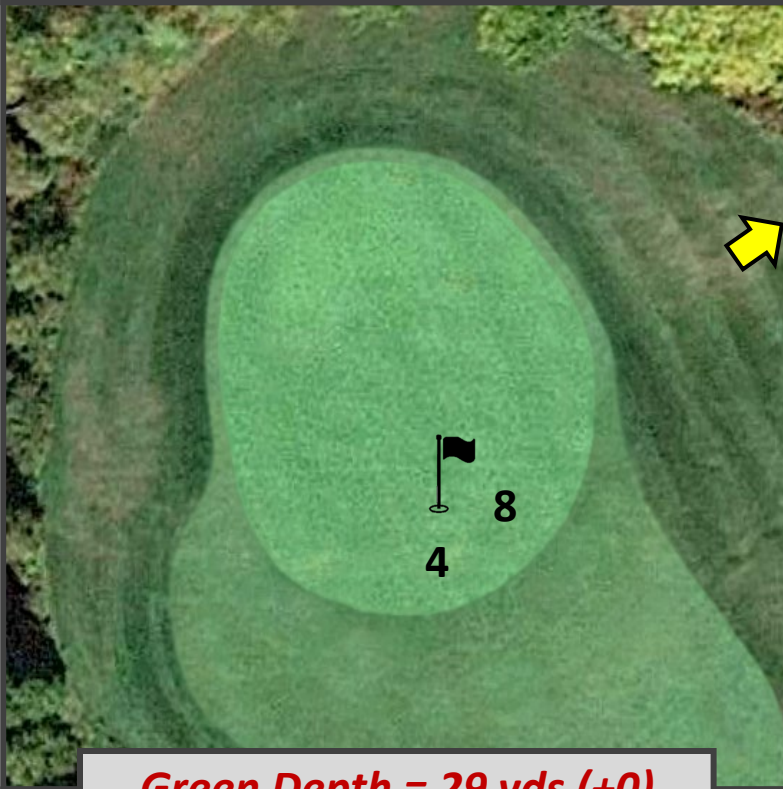
RICHARDSON
Wealth

The Wronski Cann
Group

Granite Golf Club

Hole #7 (Par 3)

CH	A	B	ONS	C	R
182	160	160	160	110	110



Green Depth = 29 yds (+0)

Optics play a large role on the challenge of this long Par Three, both on the tee and on the green!

The prominent wetlands end 15 yards shy of the green with more room short and right than it appears from the tee.

Many are fooled when chipping and putting on this challenging green, which slopes more severely than meets the eye!



RICHARDSON
Wealth

The Wronski Cann
Group

Granite Golf Club

Hole #8 (Par 4)

CH	A	B	ONS	C	R
318	308	287	287	276	276



Green Depth = 22 yds (+4)

*** Note: green depth alignment is from the 100-yard marker**

The shortest Par Four on the front nine boasts one of the toughest tee shots, which forces a carry over the wetlands.

The longer you hit it, the wider the fairway becomes, setting yourself up for a short approach. Favour the right side of the fairway but beware of the knoll on the center of this green, which can help or hurt your approach shot.



RICHARDSON
Wealth

The Wronski Cann
Group

Granite Golf Club

Hole #9 (Par 5)

CH	A	B	ONS	C	R
530	513	513	513	513	513



Green Depth = 25 yds (-5)

This three-shot uphill Par Five requires the player to favour the right side of the fairway to avoid bunkers down the left.

Place your lay-up into the narrow fairway to leave yourself your favourite club into this elevated green.

Be aware of the elevation, as it affects the speed of uphill and downhill putts.



Granite Golf Club

Hole #10 (Par 3)

CH	A	B	ONS	C	R
166	166	166	166	166	166



Green Depth = 29 yds (+7)

The back nine greets you with the longest Par Three, which usually plays into the prevailing wind and is the highest elevation on the course.

The bunkers appear greenside but are well short of the green. The collection areas in front will make for challenging up and down opportunities.

This is the GTA Am Tour Hole In One Competition!



RICHARDSON
Wealth

The Wronski Cann Group

Granite Golf Club

Hole #11 (Par 4)

CH	A	B	ONS	C	R
362	338	338	338	307	307




14

Green Depth = 22 yds (+3)

This serpentine shaped Par 4 gives a variety of choices from the tee. Long hitters can carry the left bunker, leaving an easier approach to this narrow green.

Alternatively, a long iron or fairway wood short of the right fairway bunker can still leave a short iron approach and a chance for Birdie.

The green here is wide, but not deep, so club selection is key to avoid the greenside bunkers.



RICHARDSON
Wealth

The Wronski Cann Group

Granite Golf Club

Hole #12 (Par 4)

CH	A	B	ONS	C	R
417	417	407	407	407	407



Green Depth = 30 yds (-1)

This demanding dogleg left Par Four is framed by tall hardwoods and a forced carry over Reesor's Creek.

With O.B. on the right, a well struck tee ball anywhere on this fairway is cause for celebration.

Trust your yardage on your approach, as the false front is deceptively sadistic in rejecting many a good shot!



Granite Golf Club

Hole #13 (Par 5)

CH	A	B	ONS	C	R
491	491	472	472	464	464



Green Depth = 33 yds (-11)

The Signature Hole at Granite is a severe dogleg Par Five out of a long chute where proper placement of your tee shot is a must.

With hazard hugging the left side, finding the fairway can mean a chance to reach this green in two; however, trouble lurks just right of the green.

This undulating green could mean a 2-club difference on your approach, so pay attention to your pin position!



RICHARDSON
Wealth

The Wronski Cann
Group

Granite Golf Club

Hole #14 (Par 4)

CH	A	B	ONS	C	R
337	337	327	327	309	309



Green Depth = 23 yds (-3)

This short downhill Par Four requires a well-placed tee shot to the right center of the fairway, avoiding the left bunkers.

A short iron approach is all that's needed to attack this left to right sloping green, but make sure to take enough club to avoid the bunkers protecting the front of the putting surface!



Granite Golf Club

Hole #15 (Par 3)

CH	A	B	ONS	C	R
161	141	141	141	134	134



Green Depth = 30 yds (+11)

A shortest Par Three plays deceptively downhill to a large angled green running away from the tee and sloping right to left, making club selection crucial.

A Par here will put you in a good frame of mind for the challenges of the home stretch!

Take a deep breath, drink some water, and have a snack, as you'll need to be at your best to finish off these last 3 holes!



RICHARDSON
Wealth

The Wronski Cann Group

Granite Golf Club

Hole #17 (Par 4)

CH	A	B	ONS	C	R
418	389	389	389	345	345



Green Depth = 26 yds (+2)

This long Par Four dogleg right requires a long tee shot that skirts the right side and splits the two overhanging trees protecting the approach.

The 2nd shot requires pin-point accuracy to find the putting surface of a small undulating green falling slightly to the left.

Par here is a triumph and may even win a Skin!



RICHARDSON
Wealth

The Wronski Cann
Group

Follow



@GTAAMTOUR

Join



@GTAAMTOUR

Subscribe



@GTAAMATEURTOUR

