

cellworks 

GTA
AM TOUR



The LADIES' Golf Club of Toronto &
the GTA AM Tour welcomes you to
THE 2026 CELLWORKS CLASSIC




LADIES



Ladies' Golf Club of Toronto



Play. Learn. Enjoy.

Ladies' Golf Club of Toronto is North America's only private golf club created by women for women.

Founded in 1924, we're an iconic venue where women enjoy the special privileges of membership, and where women and men enjoy golf in a warm and welcoming atmosphere.

We have a number of options for women to choose from including full and trial memberships, as well as seasonal packages for intermediate and juniors. We're a great men's club too! Men are welcome to play as guests or join as season Guest Card Holders (subject to availability).



A Stanley Thompson masterpiece - with a challenging par-72 course (par-70 for men).



Drive your game to the next level with top-rated instruction and practice facilities.



Enjoy a superb meal or casual bite in our iconic clubhouse or on our beautiful patio.



For more information

Contact Sales & Marketing Manager, Loryn Ingham
905.889.3531 x308 or loryn@ladiesgolfclub.com

ladiesgolfclub.com

7859 Yonge Street, Thornhill, ON L3T 2C4

Guest Policies and Information

Dress Code

All members, seasonal golfers, and guests are expected to wear appropriate clothing for the activity they are engaged in while on the property. The dress code will be posted on all event and function communications. Regular dining attire is casual.

Apparel logos must be either designer or golf related. Company logos of no more than six square inches on apparel are also acceptable.

Caps or visors are to be worn with the peak forward facing. Everyone must remove caps, hats, and visors inside the clubhouse while attending dining functions and during dinner service. Caps, hats, and visors may be worn inside the clubhouse, on the lawn or on the clubhouse patio during lunch service periods.

Smart denim (not ripped, frayed, distressed, torn or faded) is permitted in the clubhouse, adjacent patios and lawn only.

Golf

Ladies' celebrates an inclusive dress code with a mandate to be comfortably attired while playing golf or using the golf practice facilities. Attire should be neat, tailored and golf specific. Members and seasonal golfers are responsible for ensuring their guests are informed of the dress code prior to arrival.

All golfers must wear clothing and apparel sold specifically for golf; shorts, pants, dresses, skorts, skirts or athletic bottoms. Shirts may be sleeveless if they have a collar while shirts without a collar must have sleeves. Hats, caps, and visors must be worn with the peak forward facing.

Footwear – Soft spike footwear sold specifically for golf, running shoes, and athletic shoes are permitted. Cleats or metal spiked golf shoes are not permitted.

Inappropriate Dress – All denim, large or indiscrete logos, bare midriffs, cargo pants or shorts with external pockets with buttoned closures, warm-up or tracksuits, or sweat pants.

Parking Lot & Driveway

General

The driveway and parking lot speed limit is maximum 20km/h. Please observe and follow all signage including stop signs for golfer and employee safety.

All cars shall be parked in an orderly manner in the parking spaces provided. Cars will not be permitted to stand in front of the clubhouse longer than necessary to take on or discharge passengers. Accessible parking is available and clearly marked. Cars will be towed at the owner's expense if individuals use these spots without a valid accessible parking permit posted visibly on their vehicle. There will be no warnings.

The club will not be responsible in any way for loss or damage sustained to cars belonging to members, seasonal guests, or guests while on the property. We remind you to remove valuables from vehicles when parked in the club lot.



Cellworks for Enterprise

Spend *MORE* time golfing!
Spend more time focusing on your success!
Never call your telecom provider again!

Scan the
QR Code /
[click this link](#)
to see how
Cellworks can
help you.



*At Cellworks, we manage the complex
world of business communications
so you can manage your business.*



Cellworks for Enterprise




Wireless

- Plans, Devices & Accessories
- Premium Device Protection
- Device Financing
- Enterprise Mobility Management
- Security Solutions
- Device Enrollment
- Device Trade-In
- In-Building Cellular



Wireline

- Business Fibre
- Private Networks
- DDoS Protection
- Advantage Security
- Software Defined Wide Area Network (SD-WAN)
- Wireless Business Internet & TV
- LTE Back-Up
- Disaster Recovery



Data Centre & Cloud

- Colocation
- Private Cloud
- Virtual Private Cloud
- Data Protection
- Managed Services



Voice and Collaboration

- Rogers Unison
- Microsoft 365
- Operator Connect
- Teams Phone Mobile
- Virtual Contact Centre
- Cloud Contact Centre
- SIP Trunking
- Business Phone
- Cloud Unified Communication



Internet of Things

- Asset Monitoring
- Fleet and Transit Management
- Smart Buildings
- Smart Cities
- Smart Construction
- Wireless Private Network (WPN)



CELLWORKS CLASSIC
Ladies' Golf Club of Toronto

Monday, June 15, 2026

NOTICE TO COMPETITORS

This information supplements the 2026 Local Rules and Terms of Conditions for the GTA AM Tour. The current issue of the Golf Canada Rules of Golf govern play. **Any rules on the host club scorecard do not apply. Penalty for breach of a Local Rule is the general penalty, unless otherwise noted.**

1. **OUT OF BOUNDS (Rule 18.2):** See GTA AM Tour Hard Card for how Out of Bounds is defined.

HOLE #1: The parking lot to the left is Out of Bounds and defined by white stakes or lines.

HOLES #11 & #12: The range to the right of holes #11 & #12 is Out of Bounds and is defined by white stakes or lines.

2. **HOST CLUB DROP ZONES ARE NOT AVAILABLE:** Any Drop Zone available at this event will be indicated by a GTA AM Tour sign.

3. **PENALTY AREAS (Rule 17):** Red and yellow lines define the edge of the penalty area. Where penalty areas are not marked with lines, the change in the height of the grass defines the edge of the penalty area. Where there is no change in the height of the grass, the penalty area is defined by its natural boundaries. Unmarked penalty areas are red penalty areas.

HOLE #18: The fence on the right side of the driveway defines the red penalty area. A ball that crosses the fence and comes to rest in the unkept area bordered by the fence and creek is in the red penalty area.

DROP ZONES AVAILABLE:

HOLE #16: If a ball is in the red penalty area to the side or behind the green, including when it is known or virtually certain that a ball that has not been found came to rest in the penalty area, the player has these relief options, each for one penalty stroke:

- Take relief under Rule 17.1, or
- As an extra option, drop the original ball or another ball in the Drop Zone located before the penalty area. The Drop Zone is a relief area under Rule 14.3.

Drop zone not available for ball in creek short of green

HOLE #18: If a ball is in the red penalty area defined by the fence to the right of the driveway, including when it is known or virtually certain that a ball that has not been found came to rest in the penalty area, the player has these relief options, each for one penalty stroke:

- Take relief under Rule 17.1, or
- As an extra option, drop the original ball or another ball in the Drop Zone located before the green. The Drop Zone is a relief area under Rule 14.3.

Drop zone not available for ball in creek short of green

4. **ABNORMAL COURSE CONDITIONS (Rule 16):** Any areas of ground under repair will be marked or noted.

NO PLAY ZONES: Areas that are ornamental garden beds, turf nurseries or decorative flowerbeds are No Play Zones that are to be treated as Ground Under Repair. Player must proceed under Rule 16.1

HOLE #6: The large poles and protective netting on the right side are immovable obstructions.
There is no line of sight relief, as the player may play underneath the netting towards the fairway.

HOLE #7: All large boulder rocks behind the 7th green/8th tee are part of the cart path.

HOLE #13: The hill on the right side of the green is NOT a garden. Players may play from the hill.

DROP ZONES AVAILABLE:

HOLE #18: For a ball in the clubhouse, gardens or bulkheads or on the pathway or driveway located to the right side of the green, the player has an additional option of using the Drop Zone located in front of the green.

Ladies' Golf Club of Toronto

Hole #1 (Par 4)

CH	A	B	ONS	C	R
332	332	332	332	332	332



Green Depth = 22 yds (0)

A decent drive will leave you with a wedge to the green. This short Par 4 is straight ahead to a small green that slopes gently from back to front. There are many more severely back-to-front sloping greens on the course, so this is a gentle reminder to keep your ball below the hole today.

Cellworks is a Rogers Authorized Partner serving the Canadian Business Market. Our clients including Individual Business Owners, Governments, & Large Corporations. They specialize in providing solutions to the Small & Medium Business Market.



Ladies' Golf Club of Toronto

Hole #2 (Par 3)

CH	A	B	ONS	C	R
153	153	153	153	153	153



Green Depth = 38 yds (+10)

#2 is a new Par 3 at the Ladies' GC. With a completely new green, it may be firmer than others on the course.

Picking the correct club will be the key to securing Birdie or Par!

Be careful which tee you use as some tees may be shared with the renovated 15th hole.



Ladies' Golf Club of Toronto

Hole #3 (Par 5)

CH	A	B	ONS	C	R
485	485	485	485	485	485



Green Depth = 34 yds (-9)

A reachable Par 5, but beware of the pond on the right. Keep your tee shot to the left centre of the fairway to give yourself the best look at the hole. The fairway pinches in toward the green with bunkers on either side.

The green slopes from right to left, so best to be below the flag.



Ladies' Golf Club of Toronto

Hole #4 (Par 3)

CH	A	B	ONS	C	R
139	139	139	139	139	139



Green Depth = 25 yds (+5)

Club according to the direction of the breeze on this pretty Par 3. There is water to the right of the green and in front of you, so choose your club and aim for the centre of the green.

Birdies or Bogeys can present themselves on this hole.



Ladies' Golf Club of Toronto

Hole #5 (Par 5)

CH	A	B	ONS	C	R
486	486	486	486	486	486



Green Depth = 28 yds (-6)

This hole favours a tee shot to the right side of the fairway. The right side also allows more bailouts, as the left of the fairway often finds some tree trouble.

If you aim for the right side, you'll have more room for error, and longer hitters can even reach the green. However, the green is small, so scoring a birdie is achievable.



Ladies' Golf Club of Toronto

Hole #6 (Par 4)

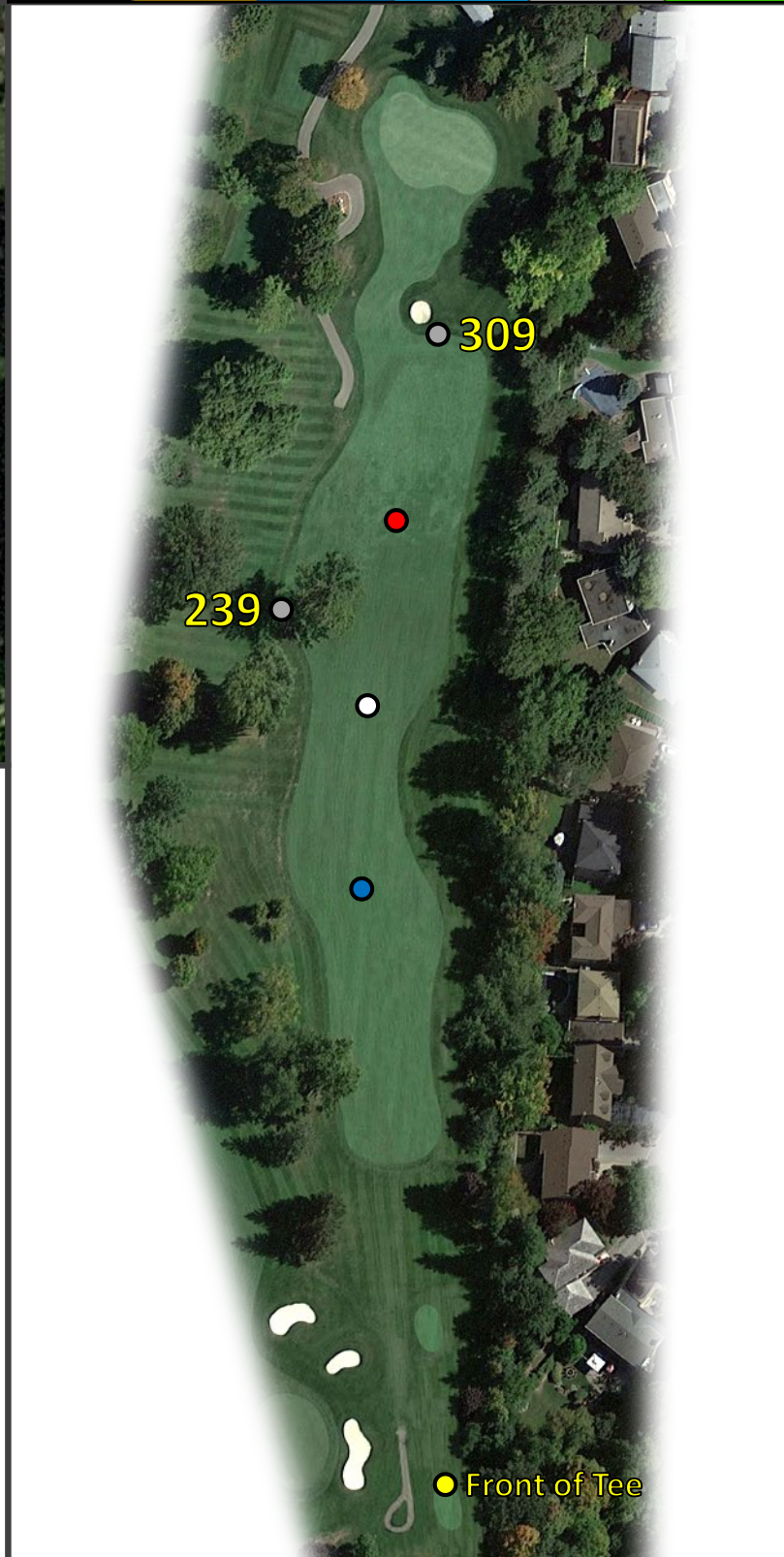
CH	A	B	ONS	C	R
371	371	371	371	371	371



Green Depth = 26 yds (+7)

Aim your tee shot toward the big willow with a left-to-right ball flight and dial in your approach as the green complex has been completely renovated.

Stay positive and appreciate the day, as many of your tour friends likely have to work and would rather be here playing some golf today!



Ladies' Golf Club of Toronto

Hole #7 (Par 4)

CH	A	B	ONS	C	R
416	416	416	416	416	416



Green Depth = 24 yds (-6)

A good tee shot from the new Tee box will still leave you with a long iron into the green.

*The fairway pinches in between the pond and a little cliff so make sure to hit the larger area before the pinch point, then choose your strategy to the green.
Par is a great score here!*



Ladies' Golf Club of Toronto

Hole #8 (Par 3)

CH	A	B	ONS	C	R
174	174	174	174	174	174



Green Depth = 17 yds (+1)

And you think, "It's called Ladies Golf Club; this should be easy" ... yah, right! This long Par 3 has trouble left, right, and long. Depending on the green speed, putts above the flag can find themselves running off the green.

Count your blessing if you escape with a Par on this tiny green.



Ladies' Golf Club of Toronto

Hole #9 (Par 5)

CH	A	B	ONS	C	R
515	515	515	515	515	515



Green Depth = 23 yds (+1)

Either hit 200 yards max off the tee or hit a high right-to-left tee shot. Due to the extreme dog leg left and lack of fairway right, getting to the green in two isn't really an option, so you might as well accept this as a three-shot hole.

Your lay-up is key to avoiding the bunkers to give yourself the best chance at hitting it close.



● Front of Tee

Ladies' Golf Club of Toronto

Hole #10 (Par 4)

CH	A	B	ONS	C	R
318	318	318	318	318	318

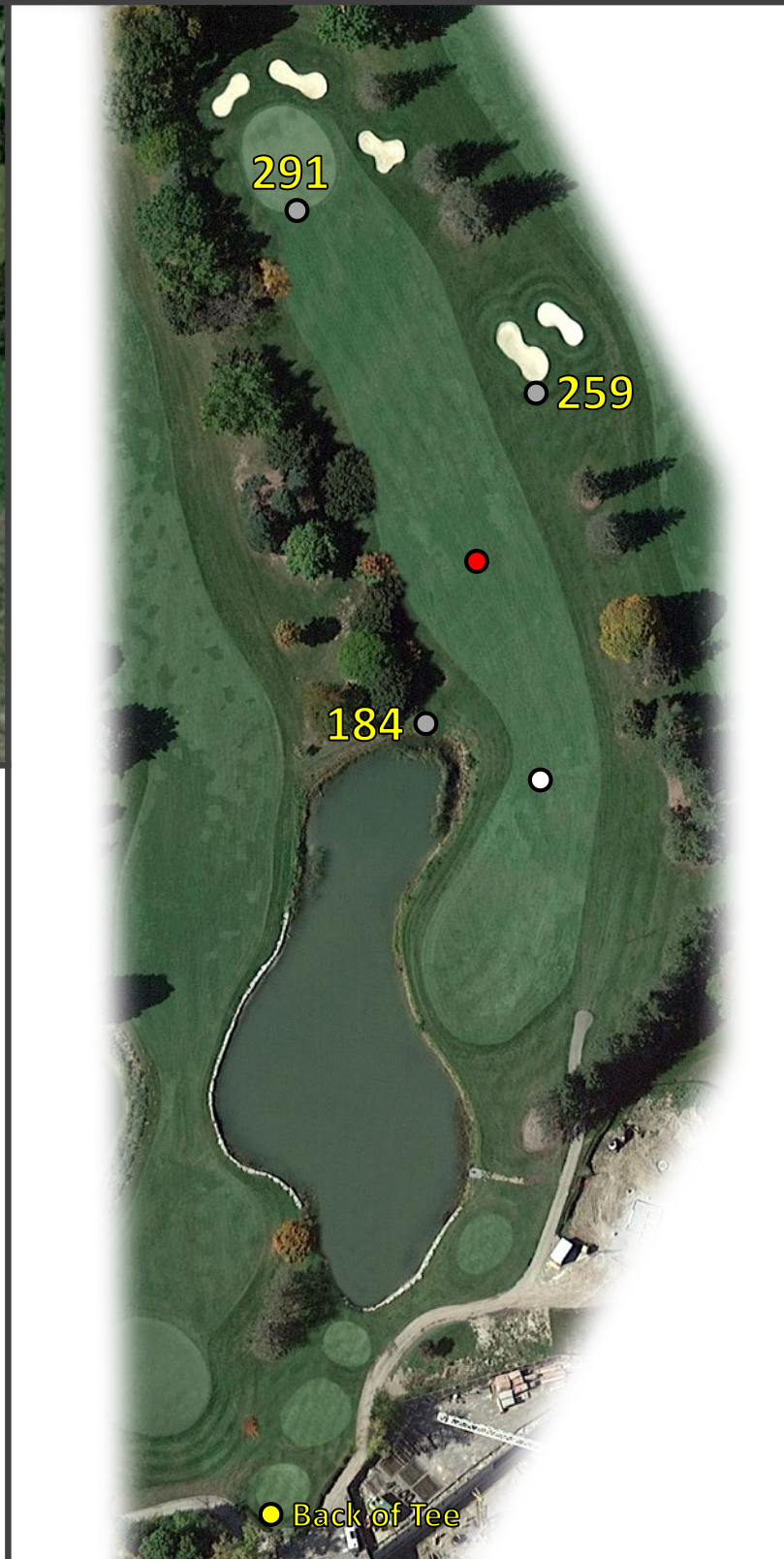


Green Depth = 24 yds (-4)

Really long hitters might be tempted to drive the green on this dogleg left.

A more conservative approach is to hit a right-to-left shot toward the bunker on the right of the fairway to leave yourself a wedge into this slightly elevated green.

Birdie here is great, but it's unlikely to earn you a \$kin!



● Back of Tee

Ladies' Golf Club of Toronto

Hole #11 (Par 4)

CH	A	B	ONS	C	R
365	365	365	365	365	365



Green Depth = 25 yds (+2)

Be careful here, as you can run out of the fairway off the tee on this Par 4 and end up with a ball in the pond, especially in firm conditions.

The range is O/B to the right, so a straight tee shot to the 150-yard mark is the safest bet, leaving yourself a short club to the green.



Ladies' Golf Club of Toronto

Hole #12 (Par 4)

CH	A	B	ONS	C	R
520	520	520	520	520	520



Green Depth = 30 yds (+9)

A pretty, willow-lined Par 5 where there is a large landing area; however, if you miss big, there is trouble both left and right.

Keep your tee shot to the left side of the fairway to give yourself an angle to the green and to avoid the practice range (O/B) to the right.



● Back of Tee

Ladies' Golf Club of Toronto

Hole #13 (Par 3)

CH	A	B	ONS	C	R
135	135	135	135	135	135



Green Depth = 35 yds (-12)

This short Par 3 slopes severely from back to front, so club accordingly and be thankful they removed the big willow that used to sit at the right front of the green.

The miss on this long, narrow green is towards the bunker on the left or the grass short right, leaving a delicate chip to the front pin.



Ladies' Golf Club of Toronto

Hole #14 (Par 4)

CH	A	B	ONS	C	R
422	422	422	422	422	422



Green Depth = 33 yds (+2)

**#14 is the longest Par 4 at Ladies.
The more aggressive line is
to cut the dogleg on the left,
hitting over the trees if you dare.**

**A more conservative line is to play a
right-to-left shot toward the bunkers
on the right of the fairway, leaving
a long iron (or more) to the green.
Par here is an excellent score!**



● Front of Tee

● Back of Tee

Ladies' Golf Club of Toronto

Hole #15 (Par 4)

CH	A	B	ONS	C	R
330	330	330	330	330	330



Green Depth = 27 yds (-1)

A tight-looking hole that rewards a good drive with a small speed slot around the 150-yard mark. There is a gully on the left side of the hole, close to the green, that will consume errant balls.

Be careful which tee you use as some tees may be shared with the new 2nd hole.



Ladies' Golf Club of Toronto

Hole #16 (Par 3)

CH	A	B	ONS	C	R
170	170	170	170	170	170



Green Depth = 29 yds (-4)

#16 starts a finishing stretch with a Par 3, 4 & 3. Take enough club, but not too much, as the Don River crosses diagonally to the hole. Long and left are trouble, so Club and aim accordingly.

This is the GTA Am Tour Hole In One Competition!



Ladies' Golf Club of Toronto

Hole #17 (Par 4)

CH	A	B	ONS	C	R
264	264	264	264	264	264



Green Depth = 20 yds (+6)

Hole #17 is a reachable Par 4 for longer hitters. However, anything left will undoubtedly mean a penalty stroke. Also, down the right is no picnic, so thread the needle down the middle of this hole.


A more conservative play is a 200-yard (or a bit less) tee shot, leaving a short iron to the green.



Ladies' Golf Club of Toronto

Hole #18 (Par 3)

CH	A	B	ONS	C	R
140	140	140	140	140	140



Green Depth = 29 yds (+11)

Always polarizing to end a round with a Par 3. With little room for error, this hole requires accuracy & a confident swing. If you must miss, miss short as a chip, and (a great) putt can save Par. Whereas the first green was subtly sloping back to front, this one is anything but nuanced - keep the ball below the hole and out of the patio to the left of the green.



Follow



@GTAAMTOUR

Join



@GTAAMTOUR

Subscribe



@GTAAMATEURTOUR

