



***PROUDLY PRESENT THE 2020
GTAAT SEASON OPENER @***



TORONTO
at Osprey Valley

Home of Canada's only TPC Facility



***HEATHLANDS COURSE GUIDE (ONS/B/C)
LET THE GAMES BEGIN!***



GTA AM TOUR COVID-SAFE OPERATIONAL PLAN – PLAYERS

We have put a great deal of thought into designing the 2020 GTA AM Tour events to ensure they provide a safe environment for competitors, Tour Team and Host Club staff. It is absolutely **IMPERATIVE** that ALL players adhere to these policies since we are guests at a Host Club for the day and **MUST** act accordingly. To that end, please find below the COVID-Safe Operational Plan for Players:

The following safety measures and procedures have been put into place to ensure everyone is safe and healthy this season, while playing on The GTA AM Tour.

ELIGIBILITY / NON-ELIGIBILITY (DURING COVID-19)

Players will be ineligible to play GTA AM TOUR events if they fall into one or more of the following categories:

- If they are experiencing symptoms related to COVID-19. Please click [here](#) to take the self-assessment test.
- Have been tested positive for COVID-19 and not yet been fully cleared for interaction with others by a Medical Doctor.
- If they have knowingly been in contact with someone affected with COVID-19 within the last 14 days.
- If they have returned to Ontario, from travel abroad, within the past 14 days.

REGISTRATION

For all 2020 events, players will continue to receive a tee time email within 3-5 days of an event. This email will also detail any additional measures not covered below.

BEFORE YOU ARRIVE AT THE COURSE

All materials typically handed out at GTA AM Tour events (scorecards, pin sheets and rules sheet) will now be provided to players electronically in both the tee time email and in the Event Information section (on The Tour's website) for each event. Please review all documents provided in advance and, if you so choose, print a copy to bring with you to the event. Players can print the per-flight scorecards from the event information section of the website by right-clicking on the scorecard.

- We will indicate in the tee time e-mail what type of food & beverage services will be available. It is your responsibility to prepare for the day based on these guidelines.
- We will indicate in the tee time e-mail if the practice facilities are open.
- At this time, we are unable to provide water stations at events.

- **UNTIL FURTHER NOTICE, NO CADDIES OR SPECTATORS WILL BE PERMITTED AT GTA AM TOUR EVENTS.**

REGISTRATION AT THE COURSE

- As you approach the parking lot of the host facility, you will be met by a greeter from the GTA AM Tour. If you have arrived at the correct time, this person will provide you with detailed instructions on how you are to proceed. If you are early, you will be asked to wait off property.
- At your first event, and immediately upon arrival, please check in at registration (which will be at The Tour trailer) to pick up your Tour Sponsor Gift Bag. Physical distancing measures will be in place at the registration area.
- After your first event, you will check-in at registration
- No skins game, hole in one challenge, or any other on-course games until further notice.

MOBILE SCORING

- We will be utilizing The GTA AM Tour's Live Scoring. One player per group will be designated to keep the scores for everyone. Players should also keep their own scores either on a mobile device or any items they have printed off
- The Live Scoring marker for the threesome/group will be provided with the login password at the first tee. To prepare to keep score, the website URL for Live Scoring is: <https://gtaamtour.com/scoring>

ON THE COURSE

- The Tour will continue to tee players off the first tee in threesomes, every 10 minutes, unless further Host Club guidelines dictate otherwise.
- No handshaking or elbow bumping is permitted
- **PLAYERS MUST ALWAYS MAINTAIN A PHYSICAL DISTANCE OF AT LEAST 6 FEET FROM EVERYONE**
- Bring hand sanitizer and use as often as you can, especially before and after using any washrooms
- Rakes have been removed from all bunkers, unless otherwise noted from host clubs. If rakes are not present, players are encouraged to repair footprints using your feet to smooth the sand. The GTA AM Tour will enforce a preferred lies policy in bunkers. Players will be entitled to mark their ball, smooth the area, and place the ball within 6" of the footprint, no closer to the hole
- The flagstick will remain in the hole at all times. The Tour will be utilizing a new and safe product ([Bottoms Up Golf](#)), designed by Tour player Mike Hubbs (and his son Jake). **PLEASE DO NOT REMOVE THE FLAG or FLAGSTICK**
- All players will be encouraged to walk at each event
- If you use a motorized golf cart, only 1 player per cart will be permitted. As usual, cart use must be arranged through the pro shop. Although host clubs will have a sanitation

protocol in place for carts, all players will be required to wipe down all surfaces within, and outside the cart, after use. **PLAYERS WILL NOT BE ABLE TO PRE-BOOK CARTS, YOU MUST DO SO UPON ARRIVAL, AND CART BOOKINGS WILL BE BASED ON A FIRST COME, FIRST SERVED BASIS**

INCLEMENT WEATHER

- **In the event of a horn blast, indicating players must immediately cease play and leave the golf course (lightning or some other safety-related matter), ALL players must return to their vehicles. The Tour will notify you regarding either the continuation or cancellation of the event.**

AFTER YOUR ROUND

A Tour scoring area will be established and will employ social distancing measures. Players will check their own score as well as their fellow competitors. Players will be asked to read their scores out loud to THE GTA AM TOUR Scoring Team for verification. Scoring will be final once a player has left the scoring area.

There will be no playoffs. Winners will be determined by card-matching.

A heartfelt and VERBAL thank you (at the end of the round and to your playing partners) will have to suffice.. 😊

POST EVENT AND PRIZING

Winners will receive the prizing from Lisa either in person or via email after the event. We recommend only winners of each Flight stay (in their cars) for pictures.

If not in the lead in your Flight, players must leave the property immediately after their round.

IT IS IMPORTANT TO ALL OF US (Tour Team, fellow players, Host Clubs and Sponsors) THAT EVERYONE FOLLOWS ALL OF THESE PROTOCOLS CLOSELY. UNFORTUNATELY, AND AT THIS TIME, THERE IS NO ROOM FOR COMPROMISE.



Come back in
and restart
your season

BACK *2* BETTER

Save up to 20% Sale

HEATHLANDS HOLE #1 (PAR 5)



The opening hole at TPC Toronto (Heathlands) is an excellent opportunity to get off to a great start. With Birdies plentiful, this reachable Par 5 may also surrender an occasional Eagle; however, watch for the "Penalty Area" right of the two-tiered green. Putting from the wrong tier may lead to a 3-putt.

GOLFTEC
Swing Better. Play Better.™

BOMBS AWAY



FLIGHT	YARDS	DISASTRANCE LEFT BURNERS TO	BEACH TIME	DREACHRIGHT BURNERS TO	
B FLIGHT	4		2		2
	9		0		2
	3		3		2
ONS	4		2		2
	9		0		2
	3		3		2
C FLIGHT	4		1		2
	7		8		0
	1		1		0



GREEN DEPTH = 25

Member's Tip:

Hug the left side off the tee, it opens up more than you can see from the tee.


HEATHLANDS HOLE #2 (PAR 4)



The 2nd hole greets you with a short, but demanding Par 4 with a miriade of options off the tee. You can challenge the right bunkers with a 3 wood or driver, leaving a flat lie and a better view of the green, or play safe left of the bunkers, leaving an uphill approach where picking the right club might be difficult. The green is fair and will offer up its fair share of Birdies!

GOLFTEC
Swing Better. Play Better.™

BOMBS AWAY



FLIGHT	YARDS	DIS TAN C E	SAFE PLAY	C A R R Y	
B FLIGHT	3	R E T A C H E L E F T B U N K E R S T O	1	R I G H T B U N K E R S T O	2
	6		9		1
	7		9		5
ONS	3	R E T A C H E L E F T B U N K E R S T O	1	R I G H T B U N K E R S T O	2
	6		9		1
	7		9		5
C FLIGHT	3	R E T A C H E L E F T B U N K E R S T O	1	R I G H T B U N K E R S T O	1
	4		7		9
	3		5		1



GREEN DEPTH = 29

Member's Tip:

Avoid the right fairway bunkers. Finding these will likely lead to a bogey or worse!


HEATHLANDS HOLE #3 (PAR 4)



The 3rd hole is relatively tame Par 4 playing downhill off the tee, then sneakily uphill to the green. Finding the fairway will leave a flat lie and a great look at the elevated green, which slopes right to left. Many will come up short here, as the prevailing wind will mean an extra club or two. Putts from above the hole are difficult, so don't get greedy and be satisfied with your Par.

GOLFTEC
Swing Better. Play Better.™

BOMBS AWAY



FLIGHT	YARDS	DIS TANCE RE QUIRE MENT	BEACH TIME	DIS TANCE RE QUIRE MENT	
B FLIGHT	3	L E F T C O U N T E R	2	R I G H T B U N K E R S	1 2
	8		1		* *
	6		5		2 2 2 5 6 0
ONS	3	R E F T C O U N T E R	2	R I G H T B U N K E R S	1 2
	8		1		* *
	6		5		2 2 2 5 6 0
C FLIGHT	3	R E F T C O U N T E R	1	R I G H T B U N K E R S	1 2
	6		9		* *
	3		2		2 2 0 2 3 7



GREEN DEPTH = 37

Member's Tip:

This hole plays 1 club uphill on your approach, so take enough club!

HEATHLANDS HOLE #4 (PAR 4)



This slight dogleg right Par 4 offers an awkward look from the tee, but there is more room right than meets the eye. The ideal shot is the right side of the fairway, which opens up the view to the angled green. Avoid the left fairway bunkers, as they usually mean a layup short of the green and a pitch shot to make Par. The green is receptive, so if your distance is correct, expect a makeable Birdie putt!

GOLFTEC
Swing Better. Play Better.™

BOMBS AWAY



FLIGHT	YARDS	CARRY DISTANCE	BEACH TIME	REQUIREMENTS	BOMBS AWAY
B FLIGHT	3	RIGHT BUNKERS	2	LEFT BUNKERS	2
	5		1		2
	1		4		3
ONS	3	REQUIREMENTS	2	BUNKERS	2
	5		1		2
	1		4		3
C FLIGHT	3	TO	1	TO	2
	3		9		0
	6		9		8



GREEN DEPTH = 25

Member's Tip:

Challenge this hole off the tee. Take advantage of the receptive green by giving yourself a wedge into the green!

HEATHLANDS HOLE #5 (PAR 3)



As with ALL holes facing North at TPC Toronto, this Par 3 will require much attention to the wind, which you cannot always feel on the tee. Hitting the green will make this hole gettable, but missing will require a difficult up and down to save Par. Putts are sneaky fast in all directions, so a defensive putt is often required as you move to the difficult Par 4 6th Hole!

GOLFTEC
Swing Better. Play Better.™



FLIGHT	YARDS	CAN YOU ACE THIS HOLE?	ACE?	CAN YOU SAVE PAR?
B FLIGHT	154		ACE ACE	
ONS	154		ACE ACE	
C FLIGHT	154		ACE ACE	



GREEN DEPTH = 30

Member's Tip:

The wind is usually greater at the green than you feel on the tee. Make sure to carry the bunkers to avoid Bogey!

HEATHLANDS HOLE #6 (PAR 4)



This narrow Par 4 often plays the most difficult on the Heathlands, especially when into the prevailing wind. Most people try to avoid the large oak to the left, but leaving it right means a blind approach from the mounds and fescue. The green is large and leaves a good chance to hit it, so a prudent tee shot with a longer approach will have a better result over the aggressive player.

GOLFTEC
Swing Better. Play Better.™

KEEP
IT IN
THE
SHORT
STUFF

FLIGHT	YARDS	DISTANCE	AVOID FESCUE	DISTANCE	KEEP IT IN THE SHORT STUFF
B FLIGHT	405	CARRY	198	REACH	255
ONS	405	LEFT WALL	198	150 YARDS	255
C FLIGHT	355	TO	148	TO	205



GREEN DEPTH = 34

Member's Tip:

Missing the green left will be a difficult Par save. Missing short or right is the best place to save your Par!

HEATHLANDS HOLE #7 (PAR 4)



The 7th Hole offers an uncomfortable look from the tee with three (3) fairway bunkers on the right obstructing the landing area. Doug Carrick challenges you to carry these, which will leave the best approach to the green. This green is quite difficult with multiple tiers, and putts from right to left will break severely.

GOLFTEC
Swing Better. Play Better.™

BOMBS AWAY



FLIGHT	YARDS	CARRY DISTANCE	BEACH TIME	CARRY DISTANCE	
B FLIGHT	3	RIGHT BUNKERS TO	2	LEFT RESCUE TO	2
	7		0		3
	8		0		3
ONS	3	RIGHT BUNKERS TO	2	LEFT RESCUE TO	2
	7		0		3
	8		0		3
C FLIGHT	320		142		175



GREEN DEPTH = 35

Member's Tip:


Challenge the right bunkers off the tee, as they are deceptively closer than they appear. Green slopes severely right to left!

HEATHLANDS HOLE #8 (PAR 3)



The shortest Par 3 at TPC Toronto is located here at #8. With a pond protecting the front, and two (2) bunkers on the right, picking the right club is key. Hitting the green will give a makeable Birdie chance, but missing it usually means Bogey or worse. This is one of the few holes where putts break toward the west, so make sure to remember that as you line up your putt!!!

GOLFTEC
Swing Better. Play Better.™



FLIGHT	YARDS	HIT CENTRE OF GREEN	AVOID SAND	CAN YOU SAVE PAR?
B FLIGHT	1 3 1	HIT CENTRE OF GREEN		CAN YOU SAVE PAR?
ONS	1 3 1			
C FLIGHT	1 1 1			



GREEN DEPTH = 32

Member's Tip:

Putts on this green will break toward the water; however, they break less than most people anticipate!

HEATHLANDS HOLE #9 (PAR 5)



We end the front nine with a spectacular Par 5! Although reachable in two (2) for the longest of hitters, it usually plays into the wind and requires three good shots. The key on this hole is the layup, which requires hugging the left fairway bunker 150 yards from the green. You must be cautious of leaking it right, as many balls bound into the penalty area. Make sure to pick the right club, as shots coming up short can kick down into a watery grave.



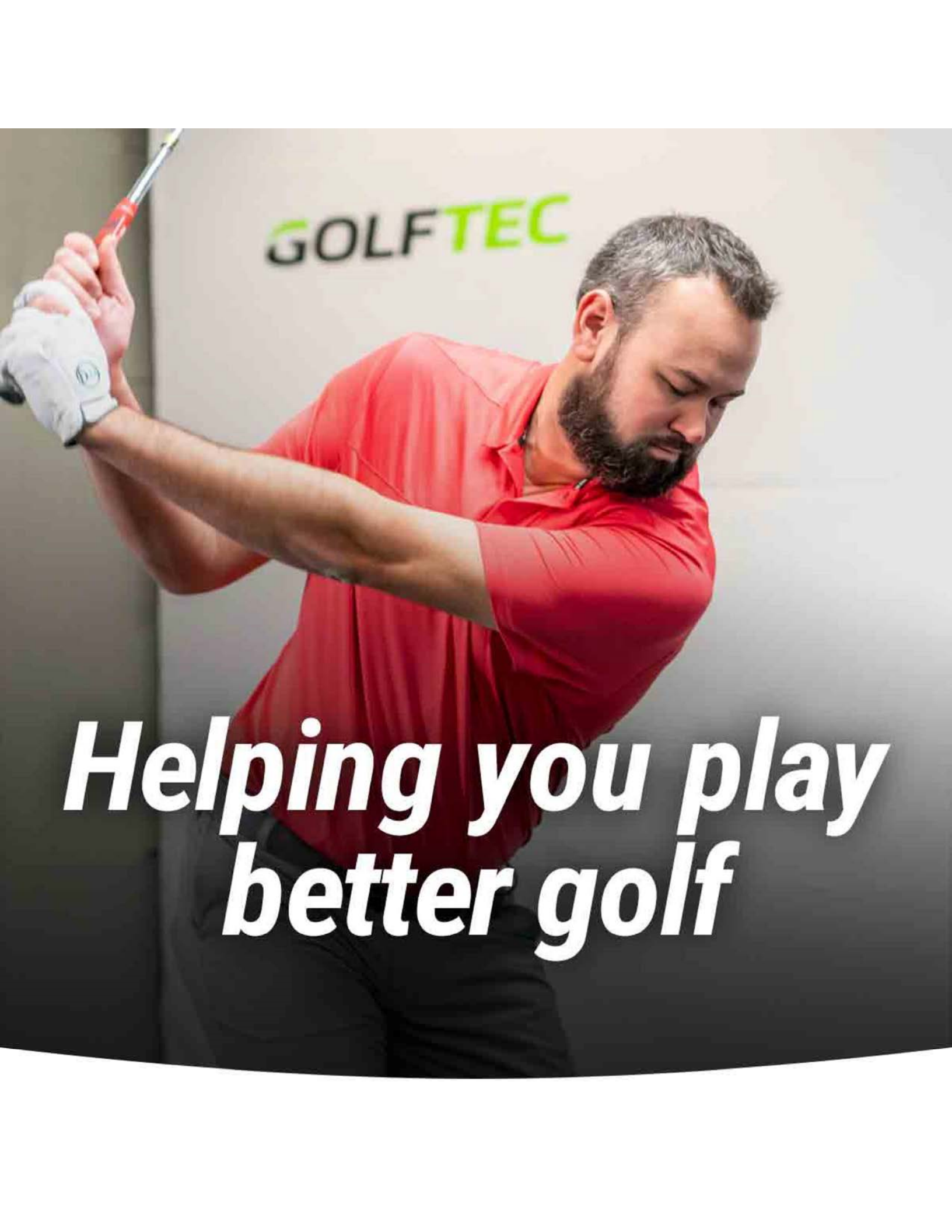
BOMBS AWAY

FLIGHT	YARDS	1 ST DISTANCE OF CARRYS TO BUNKERS	BEACH TIME	2 ND DISTANCE OF REACHERS TO BUNKERS	
B FLIGHT	505		214		282
	505		214		282
	442		151		219



GREEN DEPTH = 36

Member's Tip:
 Putts on this green will break toward the water; however, the break and speed are more than most people anticipate!

A man with a beard, wearing a red polo shirt and a white golf glove on his left hand, is captured in the middle of a golf swing. He is holding a golf club with a red grip. The background is a plain, light-colored wall with the word "GOLFTEC" printed on it in a green, sans-serif font. The overall scene is set in what appears to be an indoor golf simulator.

GOLFTEC

*Helping you play
better golf*

HEATHLANDS HOLE #10 (PAR 3)



The 10th hole kicks off the back nine with a downhill Par 3 protected by a large pond. Although only a wedge for most players, finding the right distance is still difficult, especially if the pin is in the back tier. Shorter is better than long, but once on the green, putts won't break toward the water as much you think!

GOLFTEC
Swing Better. Play Better.™

FLIGHT	YARDS	HIT CENTRE OF GREEN	AVOID WATER	CAN YOU SAVE PAR?	DO YOU THINK YOU'LL NEED EXTRA BALLS?!
B FLIGHT	138	HIT CENTRE OF GREEN		CAN YOU SAVE PAR?	DO YOU THINK YOU'LL NEED
ONS	138				YOU'LL NEED
C FLIGHT	138				EXTRA BALLS?!?



GREEN DEPTH = 23

Member's Tip:

Putting from beside and above the hole can be challenging, so try to place your tee shot below the pin!


HEATHLANDS HOLE #11 (PAR 5)



#11 is another reachable Par 5, but only for the longest hitters, and depending on the wind. Staying out of the fescue left and right is the key to success on this hole, and the elevated green makes a pitch from short of the green very difficult to stop. Protected by a deep bunker at the front, the best layup is 90-110 yards away, which allows a high approach to stop the ball and leave an uphill putt.

GOLFTEC
Swing Better. Play Better.™

BOMBS AWAY



FLIGHT	YARDS	DISASTRANCERIGHTQUIBRENKERTOR	BEACH TIME	DISASTRANCERLEFTQUIBRENKERTORS	
B FLIGHT	5		1		1 2
	1		7		* *
	7		4		1 2
ONS	5		1		8 2
	1		7		3 3
	7		4		1 2
C FLIGHT	4		1		* *
	7		2		1 1
	0		7		3 7
					6 6



GREEN DEPTH = 25

Member's Tip:

If the pin is on the front of the green, make sure to lay-up further back, as getting too close makes it hard to stop the ball!

HEATHLANDS HOLE #12 (PAR 3 - HIO)



The Par 3 12th hole is one (1) of two (2) holes facing southwest, which usually means a right to left cross wind. Missing short left in the hollow will leave a chance to save Par, but missing right means a tricky up and down where the ball will run out more than expected. The green has lots of subtle movement, so take your 2 putt and move on.

THIS IS THE GTA AM TOUR HOLE IN ONE COMPETITION!

GOLFTEC
Swing Better. Play Better.™

SHOW
ME THE
MONEY!

FLIGHT	YARDS	CAN YOU ACE THIS HOLE?	ACE?	CAN YOU SAVE PAR?
B FLIGHT	168		ACE ACE	DIAL
ONS	168		ACE ACE	IT
C FLIGHT	168		ACE ACE	IN!!!



GREEN DEPTH = 32

Member's Tip:

Missing right of the Pin will mean either a tricky putt or a difficult save. Missing short or left will offer a chance to save par.

HEATHLANDS HOLE #13 (PAR 4)



This medium length Par 4 plays much shorter than advertised, so you can opt for a shorter club off the tee if you want. The ideal shot is right centre, which avoids the tree left and a penalty area that can creep up quick to a wayward shot. The 3 tiered green is one of the most difficult, so hope the Pin is in the middle and lowest tier.

Putts break severely away from the road, so make sure to factor this in if it applies to you.

GOLFTEC
Swing Better. Play Better.™

FLIGHT	YARDS	DISTANCE CARRY	BEACH TIME	REACH DISTANCE	PLAY TO THE CENTRE OF THE FAIRWAY
B FLIGHT	3	LEFT REQUIRED TO	2 0 9	BUNKERS REQUIRED 1 - 2 - 3	2 3
	9				* *
	8				2 2
ONS	3	LEFT REQUIRED TO	2 0 9	BUNKERS REQUIRED 1 - 2 - 3	0 2
	9				2 2
	8				2 8
C FLIGHT	3	LEFT REQUIRED TO	2 0 9	BUNKERS REQUIRED 1 - 2 - 3	2 3
	9				* *
	8				2 2
					0 2
					2 8



GREEN DEPTH = 36

Member's Tip:

Go for the fat part of the green, as chips from the short side usually lead to bogey. Distance control is key to hitting the correct tier!

HEATHLANDS HOLE #14 (PAR 5)



Turning back North, this narrow and reachable Par 5 is another great hole with a split fairway separated by deep bunkers about 100 yards from the green. You are rewarded once again by carrying these bunkers with a flat lie and great angle to the green, but missing right means no view of the putting surface, so pay attention to your pin sheet. As with all holes, putts are very quick away from the road and slow if putting toward it.

GOLFTEC
Swing Better. Play Better.™

BOMBS AWAY



FLIGHT	YARDS	DIS TANCE	BEACH TIME	DIS TANCE	
B FLIGHT	505	181	181	181	202
ONS	505	181	181	181	202
C FLIGHT	481	157	157	157	178



GREEN DEPTH = 33

Member's Tip:

Whether you go for the green in two or lay-up, the ideal line is over the left bunker dissecting the fairway 100 yards from the green.

HEATHLANDS HOLE #15 (PAR 4)



This wonderful short Par 4 looks like driver off the tee, but its not the best play due to a narrowing fairway and fescue encroaching from the left. The ideal play is a hybrid or long iron about 140-150 yards from the green, which means finding the widest and flattest section of the short grass. Expect your approach shot to leak right with the prevailing wind, so a shot starting at the left side will surely find the surface.

GOLFTEC
Swing Better. Play Better.™

CHOOSE
YOUR
CLUB
WISELY!

FLIGHT	YARDS	DISTANCE LEFT TO FESCUE	BALL SEARCH HERE!	CARRY RIGHT BUNKERS	
B FLIGHT	3	DISTANCE LEFT TO FESCUE	2	CARRY RIGHT BUNKERS	1
	6		1		9
	7		3		8
ONS	3	DISTANCE LEFT TO FESCUE	2	CARRY RIGHT BUNKERS	1
	6		1		9
	7		3		8
C FLIGHT	3	DISTANCE LEFT TO FESCUE	2	CARRY RIGHT BUNKERS	1
	6		1		9
	7		3		8



GREEN DEPTH = 41

Member's Tip:

You cannot see the width of the Fairway from the tee. The ideal line is over the bunker just left of the rock wall!

HEATHLANDS HOLE #16 (PAR 3)



This unassuming Par 3 has the smallest margin of error with three (3) distinct tiers and pin positions. Finding yourself on the wrong tier will likely result in a 3 putt. Thankfully the flag staying put helps you if putting from the upper tier. The trees behind the green shelter the flag, so choosing the right club may be the key to making your Par!

GOLFTEC
Swing Better. Play Better.™

NO BOGEYS



FLIGHT	YARDS	CAN YOU ACE THIS HOLE?	ACE?	CAN YOU SAVE PAR?	
B FLIGHT	150		ACE ACE		KEEP
ONS	150		ACE ACE		IT
C FLIGHT	150		ACE ACE		GOING!



GREEN DEPTH = 30

Member's Tip:

Missing left of the green will lead to a sure bogey, but missing right will give you a chance to save Par!

HEATHLANDS HOLE #17 (PAR 4)



The penultimate hole at TPC Toronto (Heathlands) will leave you searching on where to aim your tee shot. Hugging the right rough line is the ideal play and will cut off some yardage, but leak it only a hair and find yourself searching in deep fescue. Aiming left for the wide portion will result in a long approach shot into a prevailing cross wind. If you do find the surface, putts are makeable for most pin positions.

GOLFTEC
Swing Better. Play Better.™

READY..
AIM
FIRE!



FLIGHT	YARDS	D I S A R Y C E R I G H T R E Q U I R E D B U N D K E R T O	BEACH TIME	D I S T A N C E L E F T R E Q U I R E D T O	
B FLIGHT	4 0 4		1 6 3		2 1 8
ONS	4 0 4		1 6 3		2 1 8
C FLIGHT	3 5 3		1 1 2		1 6 7



GREEN DEPTH = 31

Member's Tip:

Use the front tee box to line up your tee shot. Missing right of the green will give you the best chance to save Par!

HEATHLANDS HOLE #18 (PAR 4)



The finishing hole looks anti-climatic, but this hole can be easily misplayed. In case you haven't learned from Doug Carrick yet, challenging the right fairway bunkers will leave the best approach to the green, but a penalty area lurks the entire right side. Find the left greenside bunkers and you will face a difficult shot to a green sloping away from you, but missing short right will give you the best chance to save Par.

GOLFTEC
Swing Better. Play Better.™

BOMBS AWAY



FLIGHT	YARDS	D I S T A N C E R I G H T R E Q U I R E D T O C A R R I C K R I G H T B U N K E R S	BEACH TIME	D I S T A N C E L E F T R E Q U I R E D T O H O L L O W	
B FLIGHT	3		1		2
	7		6		3
	2	6	4		
O N S	3	1	2		
	7	6	3		
	2	6	4		
C FLIGHT	3	1	2		
	7	6	3		
	2	6	4		



GREEN DEPTH = 36

Member's Tip:

If possible, play your approach right of the pin to give an uphill putt and the best chance to finish with a circle!



Great Golf Starts Here

We'll make a true impact on your game.

At GOLFTEC our certified Coaches help people play better golf. We give private lessons, mostly indoors in our Training Centres, using advanced technology including video analysis, motion measurement and launch monitors with a 96% success rate.

We also provide playing lessons, TECFIT club fitting and whatever is needed to help golfers play their best golf.

golftec.com | 877.446.5383

Proudly Employing



GOLFTEC Toronto Locations

www.golftec.com/locations

Whitby
905-579-8767

Hamilton
905-648-3907

Markham
905-947-9777

Richmond Hill
905-237-4693

Woodbridge GTA
905-264-1002

Mississauga Erin Mills
905-569-7171

Mississauga Meadowvale
905-286-4653

GOLFTEC[®]
Swing Better. Play Better.[™]