

The GTA AM Tour along with
DUNDAS VALLEY Golf & Curling Club
Welcomes you to the 2026
ENVERTAdigital INVITATIONAL





Guest Information

Club Dress Code

Dundas Valley Golf & Curling Club is a friendly and social club that fosters meaningful and exceptional experiences. In doing so, we offer an atmosphere that recognizes this, as well as the lifestyle of our Members and their guests. To support exceptional experiences for all, and as a courtesy to one another, tasteful and respectful attire is expected in all public areas of the Club.

Additionally, we ask Members and their guests to adhere to the following:

Appropriate golf course attire for ladies and men (includes the Long Course and Mackenzie Hughes Par 3 course, as well as a practice facility and driving range):

- If designed and tailored for golf and sold in our Pro Shop or worn on any of the PGA Tours, it is deemed appropriate.

Ladies:

- Tops designed and tailored for golf (including those without collars or sleeves) – tops must be tucked in unless designed to be worn untucked.
- Bottoms (e.g. pants, shorts, skirts, leggings) designed and tailored for golf.
- Dresses designed and tailored for golf.

Men:

- Shirts designed and tailored for golf – must be tucked in unless designed to be worn untucked.
- Bottoms (e.g. pants, shorts) designed and tailored for golf.

Headwear and Footwear for golf:

- All headwear is to be worn bill forward.
- Golf hats, caps, or visors can be worn in the Pro Shop, Men's, and Ladies Locker/Lounge areas of the clubhouse. They should not be worn in any other area of the clubhouse.
- Soft spike or spikeless golf shoes or sandals are mandatory on the golf course.

Entering and Exiting the Clubhouse:

- Members and guests are permitted to enter and exit the Clubhouse in "street" attire.

Appropriate Clubhouse attire:

- All of the golf attire is noted above.
- "Smart casual" wear in good repair and tastefully tailored – this includes denim (other than in the Valley Room).
- Proper curling attire may be worn in the Bertram Lounge during the curling season.
- Sandals for both men and women are permitted in the outdoor service areas of the clubhouse as well as anywhere in the clubhouse.
- Members are encouraged not to wear sports sandals (e.g. flip flops, Crocs) in Dining rooms.
- Note that the Club may permit other attire in certain areas of the clubhouse at certain times.

ENVERTAdigital

Part of the Havas CX Network

REIMAGINING THE ORDINARY IN MARTECH

We are changing the narrative in technology-driven CRM through innovation and automation to help businesses and brands break free from the ordinary to achieve their extraordinary.

WHAT WE DO

MarTech Strategy & Consulting

We help businesses break free from traditional limitations by aligning technology platforms with strategic goals, laying a strong foundation for impactful execution and growth.

- ✓ Marketing Automation Consultation
- ✓ Customer Journey Mapping
- ✓ Customer Segmentation and Targeting
- ✓ Technology Strategy, Planning, and Platform Management
- ✓ MarTech Auditing and Health Checks



Campaign Development & Execution

We bring campaigns to life across channels, reimagining the customer journey through best practices, personalization and automation that delivers meaningful connections at every touchpoint.

- ✓ Modular Email Development
- ✓ Omni-Channel Campaign Orchestration
- ✓ Dynamic Content Personalization
- ✓ Marketing Cloud Implementation and Support
- ✓ Platform Integration and Customization

Data & Analytics

Data is your most powerful asset for uncovering insights that drive smarter decisions, continual optimization, and a deeper understanding of the customer journey.

- ✓ Data Pipeline Development
- ✓ Predictive Analytics and Insights
- ✓ Campaign Reporting & Optimization
- ✓ Custom Dashboard Development for Reporting
- ✓ Machine Learning and AI Modelling and Management



Testing & Optimization


We refine campaign performance with rigorous testing and dynamic adjustments, ensuring that each interaction is better than the last and tailored to exceed expectations.

- ✓ A/B Testing and Experimentation
- ✓ Real-Time Campaign Optimization
- ✓ Extensive QA Testing
- ✓ Browser Device and View Setting Litmus Testing

Industry Intelligence, Deliverability, and Compliance

Driving effective communication through a blend of industry expertise, deliverability best practices, and compliance measures to help your communications reach their intended audience seamlessly and responsibly.

- ✓ Deliverability Monitoring and Management
- ✓ Email List Management and Hygiene
- ✓ Data Privacy and Compliance
- ✓ Custom Dashboard Development for Reporting
- ✓ Industry Best Sending Practices



ENVERTA digital

Part of the Havas CX Network

OUR TEAM

Jacob Ciesielski
FOUNDER & CEO



Gabriel Frano
VP, MARKETING TECHNOLOGY
& OPERATIONS



Bob Sybydlo
VP MARKETING
& CRM TECHNOLOGY



Valerian Nasqidashvili
SR. ENTERPRISE ARCHITECT,
HEAD OF TECHNOLOGY



Anuj Goyal
SENIOR MARKETING
CLOUD CONSULTANT



Mark Quioc
CONSULTANT



Victoria Bianchi
SR. DIGITAL PROJECT MANAGER



Ali Zadi
SR. DIGITAL PROJECT MANAGER



Andrew Le Pera
DIGITAL PROJECT MANAGER



Gregory Geyko
SR. CAMPAIGN MANAGER



Nataly Kuchka
TECHNICAL BUSINESS ANALYST



Sabina Bat
DESIGNER & DEVELOPER



Łukasz Bilski
DEVELOPER



Michał Błakala
DEVELOPER



Dhara Shah
DEVELOPER



Paweł Rosiek
DEVELOPER



Natalia Zadorozhna
SR. QUALITY ASSURANCE ANALYST



Afrig Tunazzina Hoque
SR. QUALITY ASSURANCE ANALYST



Zaki Zaidi
SR. QUALITY ASSURANCE ANALYST



Harjot Singh
QUALITY ASSURANCE ANALYST



Mike Klostranec
QUALITY ASSURANCE ANALYST



Daisy Zhao
QUALITY ASSURANCE ANALYST





ENVERTADIGITAL INVITATIONAL

Dundas Valley Golf & Curling Club

Tuesday, June 9, 2026

NOTICE TO COMPETITORS

This information supplements the 2026 Local Rules and Terms of Conditions for the GTA AM Tour. The current issue of the Golf Canada Rules of Golf govern play. **Any rules on the host club scorecard do not apply. Penalty for breach of a Local Rule is the general penalty, unless otherwise noted.**

1. **OUT OF BOUNDS (Rule 18.2):** See GTA AM Tour Hard Card for how Out of Bounds is defined.
2. **HOST CLUB DROP ZONES ARE NOT AVAILABLE:** Any Drop Zone available at this event will be indicated by a GTA AM Tour sign.
3. **PENALTY AREAS (Rule 17):** Red and yellow lines define the edge of the penalty area. Where penalty areas are not marked with lines, the change in the height of the grass defines the edge of the penalty area. Where there is no change in the height of the grass, the penalty area is defined by its natural boundaries. Unmarked penalty areas are red penalty areas.

HOLE #10: The range defined by red stakes on the left side of #10 is a NO PLAY ZONE. When a ball is in the range, the ball must not be played as it lies and relief must be taken under Rule 17.1e. RANGE IS A SAFETY HAZARD. DO NOT ENTER RANGE.

HOLE #12: The penalty area on the 2nd hole (pond below the 2nd green marked yellow) and to the right side of the 12th hole, is considered a red penalty area during play of the 12th hole. For a ball that enters the penalty area on the 2nd hole **during play of the 12th hole**, another ball may be put in play using Rule 17.1d(1), (2) or (3).

DROP ZONES AVAILABLE:

HOLE #1: For a ball that enters the penalty area behind the green, another ball may be put in play using Rule 17.1d(1), (2) or (3), or *as an additional option may use the Drop Zone* located in the rough on the back right side of the green.

HOLE #15: For a ball that enters the red penalty area surrounding the green, the player may use any one of the options available under Rule 17.1d(1), (2) or (3), or *as an additional option may use the Drop Zone* to the right of the green.

4. **OBSTRUCTIONS AND GROUND UNDER REPAIR (Rule 16.1 applies)**: Any areas of ground under repair will be marked or noted.

NO PLAY ZONES: Areas that are ornamental garden beds, turf nurseries or decorative flowerbeds are No Play Zones that are to be treated as Ground Under Repair. Player must proceed under Rule 16.1f.

DROP ZONES AVAILABLE:

HOLE #2: The asphalt cart path left of the 2nd green: For interference from lie, stance or swing, the player may find the nearest point of relief under Rule 16 or *may use as an additional option* the Drop Zone located to the lower left of the 2nd green. *Please note this Drop Zone does not apply for a ball IN the pond marked as a penalty area. The player may NOT take relief for the fence for ball in the penalty area.*

HOLE #9 Green: A blue line encircles the cart path, patio and garden area behind the 9th green. These areas are deemed as part of the same obstruction. For interference from lie, stance or swing, the player may determine the nearest point of relief under Rule 16 or *may use as an additional option* the Drop Zone located near the practice putting green.

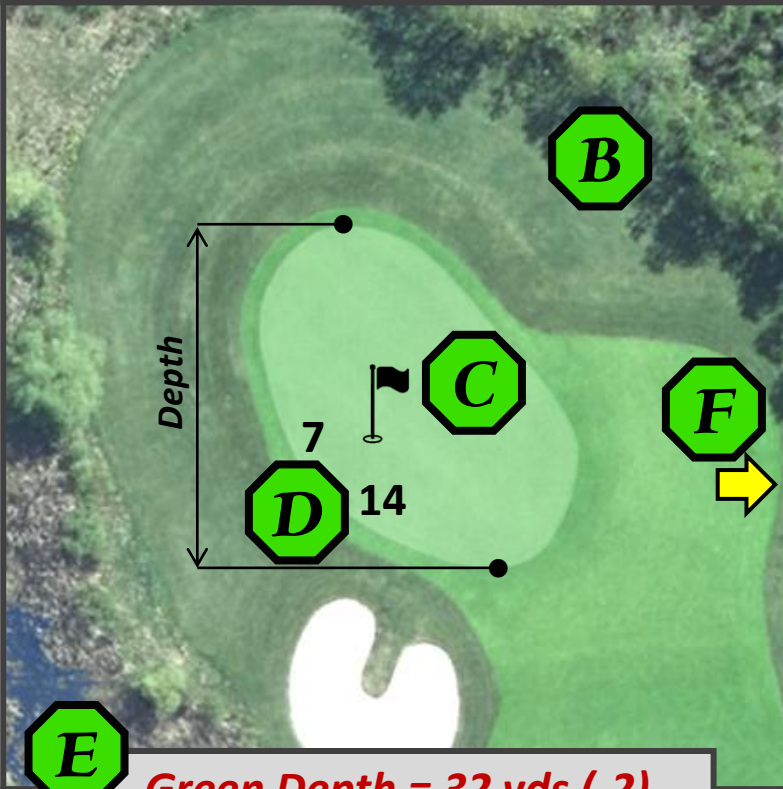
HOLE #17: Section of asphalt cart path to the immediate left side of green and garden: For interference, the player may use the designated Drop Zone to the left of the green.

HOLE #18: Asphalt area behind the green left of the blue line: For interference from lie, stance or swing, the player may determine the nearest point of relief or may use the designated Drop Zone. For interference by the asphalt area to the right side of the 18th green or for a ball in the patio area behind 9th green, **the player cannot use the Drop Zone.**

How To Use This Guide

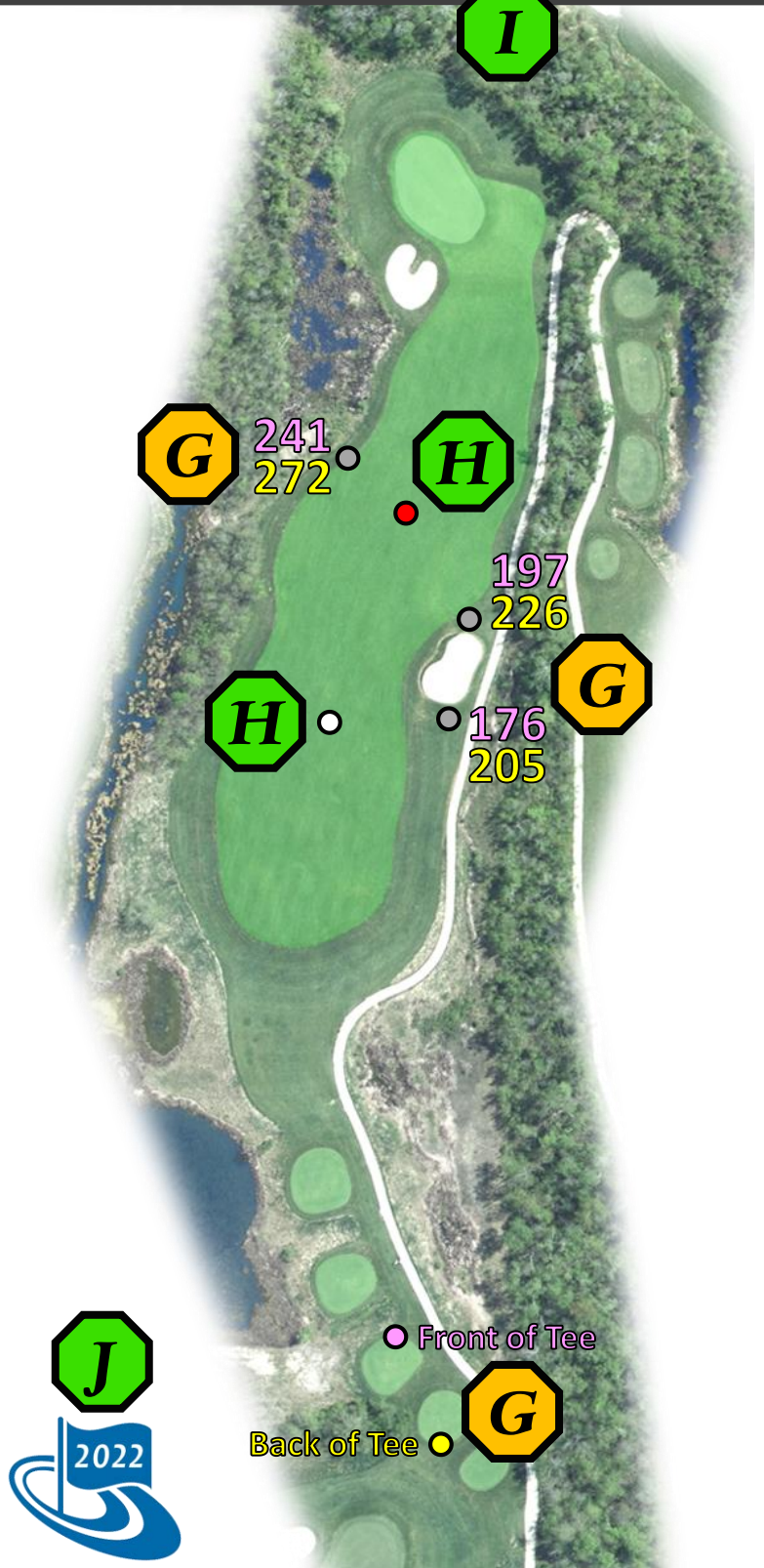
Hole #6 (Par 4)

CH	A	B	ONS	C	R
342	342	331	331	320	320



Green Depth = 32 yds (-2)

- A. This box provides pro tips and general information about the hole.
- B. Image of the green complex (aligned to the 150-yard marker).
- C. Flag showing the pin location.
- D. Distances from the front and side of the green to the pin location.
- E. Green depth and a +/- distance from the centre of the green to the pin in brackets.
- F. Arrow indicating the direction to the next tee (leave your clubs here when walking).
- G. Distances from spots in the teeing ground to various locations in the landing area. The distance text is colour coded to match the teeing ground spots. The actual tee marker positions will vary, but differences can be quickly paced off or estimated.
- H. Standard 100 ●, 150 ○, 200 ●, and 250 ● yard markers.



- I. Hole yardages for each flight.
- J. Flag indicating the year of photography.

Dundas Valley Golf & Curling Club

Hole #1 Par 5

CH	A	B	ONS	C	R
545	545	525	525	510	510



Green Depth = 29 yds (+5)

Welcome to the 2026 ENVERTAdigital Invitational

The 1st Hole at Dundas Valley greets you with a downhill tee shot that levels out for your approach to the green. Hug the left side on the approach, and you will have the chance to reach the green in two; however, make sure to stay short of the fairway bunker down the left.

Bunkers protect the green left and right with water long, but Birdie is possible on this relatively flat green.



287 304 330 ○
266 283 309 ○ ●

● Back of Tee
○ Back of Tee
● Back of Tee



Dundas Valley Golf & Curling Club

Hole #2 (Par 3)

CH	A	B	ONS	C	R
145	145	123	123	105	105



Green Depth = 27 yds (-5)

The 2nd Hole is a wonderful short uphill Par 3 playing only 145 yards from the back tee. The green is protected by multiple bunkers front and back with little room to miss right or left.

Hit this green and expect a Par but miss the green and you might find yourself with an early Bogey on your card!



Dundas Valley Golf & Curling Club

Hole #3 (Par 4)

CH	A	B	ONS	C	R
416	400	400	400	383	383



Green Depth = 30 yds (+8)

The 3rd Hole is a dogleg left Par 4 playing alongside one of a series of ridges throughout the course.

Playing up to 416 yards from the back tee, your tee shot drops down to a fairway and then back uphill to a green tucked along the hillside.

Avoid the hidden bunkers left of this green and make sure not to short side yourself on the high side, or face a difficult up and down to save Par.



● Back of Tee

● Back of Tee



Dundas Valley Golf & Curling Club

Hole #4 (Par 3)

CH	A	B	ONS	C	R
200	185	185	185	165	165



Green Depth = 25 yds (+5)

The 2nd of three Par 3s on the Front Nine, the 4th Hole, is still not the longest short hole on the course. Stretching over 200 yards, the hole plays longer than advertised due to the elevated green. Missing left will usually mean a sure bogey, but missing right will give you a chance to save your Par.

Par is a great score here and will likely gain a shot on the field!



Dundas Valley Golf & Curling Club

Hole #5 (Par 4)

CH	A	B	ONS	C	R
362	362	335	335	335	335



Green Depth = 29 yds (+7)

After the tough Par 3 4th, the 5th Hole offers the chance to make a Birdie. Angled slightly to the right, this short Par 4 plays relatively straight, but presents an elevated blind approach to a circular green with no bunkers.

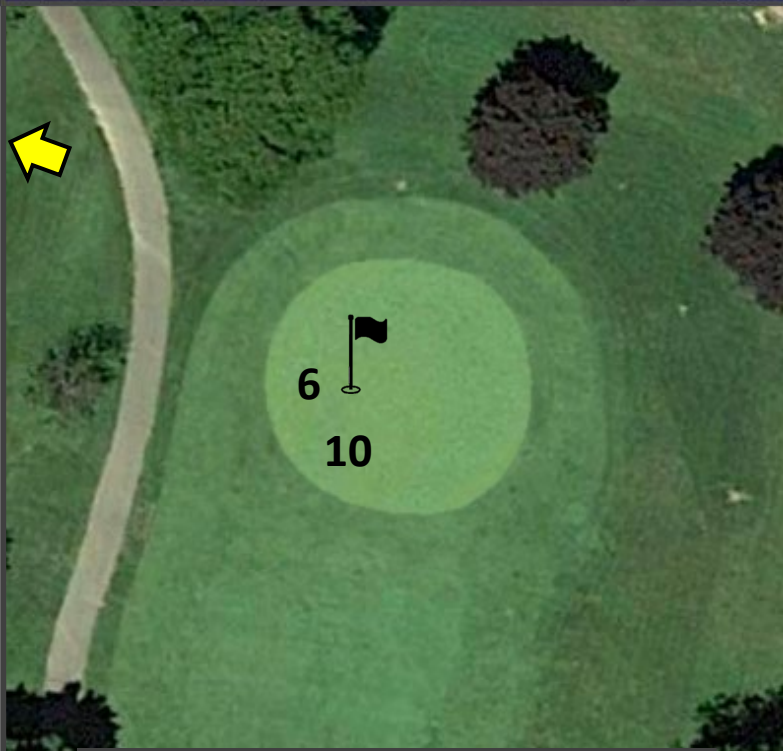
Expect Par on this hole, but don't get your Skins hopes up if you do make a Birdie!



Dundas Valley Golf & Curling Club

Hole #6 (Par 5)

CH	A	B	ONS	C	R
467	467	450	450	450	450



Green Depth = 20 yds (0)

Playing up and down a gentle rise, the 6th Hole is a short Par 5 where it will take an Eagle to win you the Skin. The main challenge here is avoiding the trees left and right to give you a chance to reach this green in two.

On your approach, take dead aim for the centre of this circular green to give you a makeable putt. There are no bunkers here, so getting up and down is very realistic.



● Back of Tee

● Back of Tee

Dundas Valley Golf & Curling Club

Hole #7 (Par 4)

CH	A	B	ONS	C	R
343	343	343	343	343	343

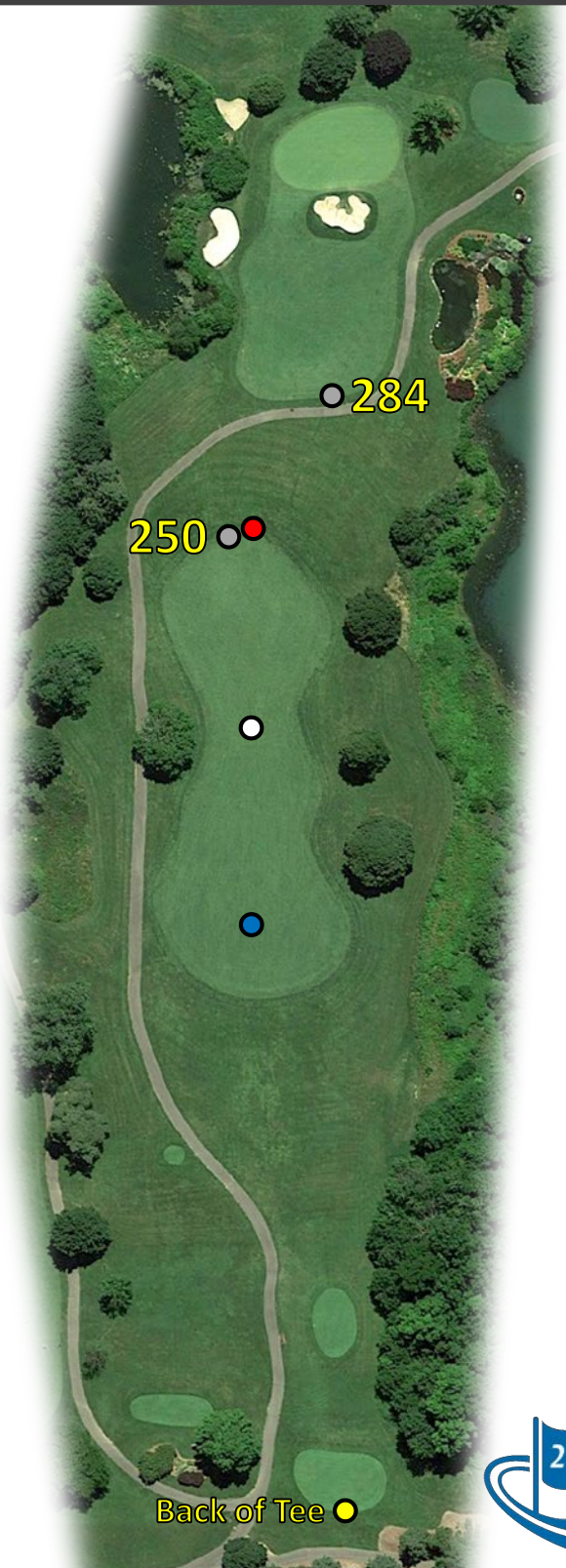


Green Depth = 24 yds (+1)

The 7th Hole is a short Par 4 with a blind tee shot and a downhill approach to a well-protected green. The fairway ends at the descent of a ridge, so the ideal play is to the end of the fairway.

Big hitters can risk going for the lower fairway, but need to ask themselves if the risk justifies the reward.

This green is protected on all sides, so finding the green is key to securing your Par!



Dundas Valley Golf & Curling Club

Hole #8 (Par 4)

CH	A	B	ONS	C	R
377	377	366	366	366	366



Green Depth = 20 yds (+4)

This short Par 4 plays like #7, where a semi-blind tee shot is required to find a fairway that ends 125 yards from the green. Driver will not be the play for most with the ideal line down the left centre to avoid any issues with the large Maple fronting the green.

This green is protected by three bunkers short right, so the play is the left side of the green. Par is a deceptively good score on this hole!



Dundas Valley Golf & Curling Club

Hole #9 (Par 3)

CH	A	B	ONS	C	R
225	215	215	215	215	215



Green Depth = 26 yds (-3)

This is the longest Par 3 at Dundas Valley, playing 215-225 yards for everyone in the field. The hole is intimidating in length, but a long fairway section short of the green allows players to roll the ball onto the surface. The bunker right of the green isn't a bad miss, but it will still test your short game skills in getting up and down.

Par is a great score and is likely gaining a shot on the field.



Dundas Valley Golf & Curling Club

Hole #10 (Par 5)

CH	A	B	ONS	C	R
493	493	476	476	476	476



Green Depth = 30 yds (-3)

Welcome to the back nine. The golfer is once again asked to trust their instincts playing a blind tee ball at the short Par 5 10th. After driving over a diagonal ridge, the golfer faces a decision as a second diagonal ridge cuts across the hole 100 yards short of the green.

The green is protected by bunkers on three sides, so stay on the short grass for the entire hole for your best chance at Birdie.



Dundas Valley Golf & Curling Club

Hole #11 (Par 4)

CH	A	B	ONS	C	R
359	359	342	342	342	342



Green Depth = 26 yds (+9)

The 11th hole is a short Par 4 where a hog's back on the fairway adds challenge to an otherwise simple hole. If you manage to find a flat lie, take dead aim at the flagstick for a good look at Birdie.

If you end up with a sidehill approach, aim for the centre of the green to secure your Par.

Bunkers protect the green on three sides, and the pin location is the greatest challenge in saving your Par.



● Back of Tee
● Back of Tee



Dundas Valley Golf & Curling Club

Hole #12 (Par 5)

CH	A	B	ONS	C	R
518	490	478	478	467	467



Green Depth = 39 yds (-12)

The Par 5 12th offers plenty of room off the tee, but the hole narrows considerably as the golfer approaches the green set neatly in the corner of the property and protected by tall trees and a pond left.

The big hitters can reach this green in two, but missing the green could mean a big number. The safe play is to lay back short of the pond rather than risk the narrow fairway running up to the green.



● Back of Tee

● Back of Tee

Dundas Valley Golf & Curling Club

Hole #13 (Par 4)

CH	A	B	ONS	C	R
322	322	322	322	322	322



Green Depth = 28 yds (+9)

The 13th is the first of two consecutive uphill Par 4's. For a change of pace, the 13th features an open green with a front-to-back sloping green, allowing the player to consider a running approach. The fairway bunkers on the left are only in play for a poor shot.

This is a definite Birdie chance as you start the home stretch back towards the clubhouse!



● Back of Tee

Dundas Valley Golf & Curling Club

Hole #14 (Par 4)

CH	A	B	ONS	C	R
391	391	376	376	364	364



Green Depth = 28 yds (-7)

The 14th is a stunning hole where the golfer will do well to play down the right, but the tilt of the fairway and the "Line of Instinct" will always pull them left. Expect an extra club or two on your approach to the elevated green protected on all sides by four bunkers.

Par is a good score, and Birdie might put some cash in your pocket!



Dundas Valley Golf & Curling Club

Hole #15 (Par 3)

CH	A	B	ONS	C	R
125	125	125	125	125	125



Green Depth = 22 yds (-2)

The 15th is the shortest hole on the course. Dropping down from an elevated tee, enjoy the view and check the wind direction before choosing your club.

The green is well protected all around with the only bailout short, so finding this green can mean an easy Birdie putt.



● Back of Tee

Dundas Valley Golf & Curling Club

Hole #16 (Par 4)

CH	A	B	ONS	C	R
342	342	342	342	330	330



Green Depth = 24 yds (+2)

The 16th is another Par 4 with a forced layup into a fairway ending 65 yards from the green. The ideal play is to the 100-yard marker for a flat lie and a good look to the green slightly below.

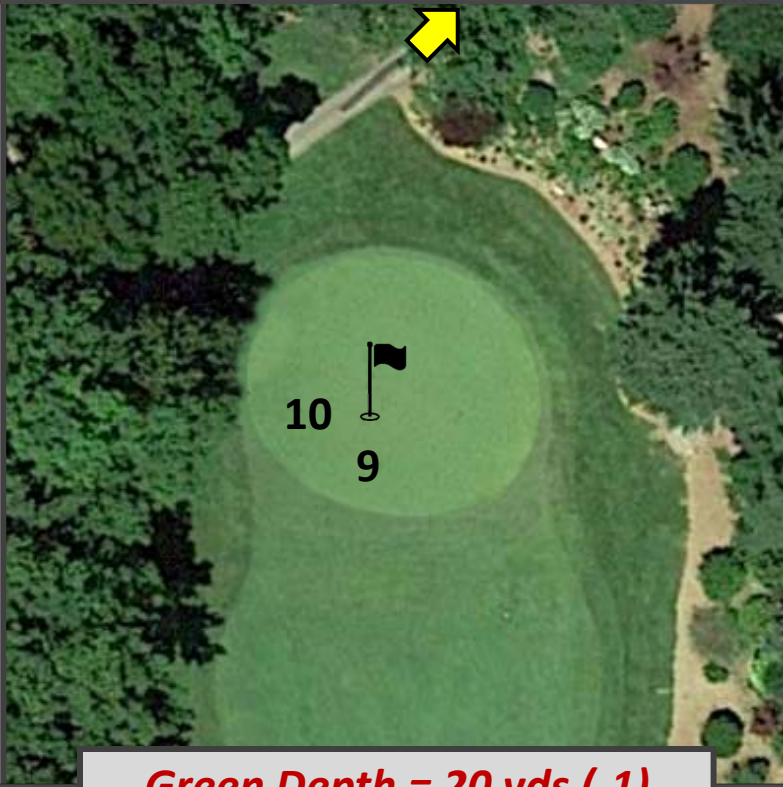
Beware of the bunkers to the right of the green, as getting up and down from this position will be a difficult task.



Dundas Valley Golf & Curling Club

Hole #17 (Par 3)

CH	A	B	ONS	C	R
168	168	168	168	168	168



Green Depth = 20 yds (-1)

This medium-length Par 3 is tucked amongst tall trees on all sides, making it challenging to determine wind direction.

There is little room to bail out left and right, but with no bunkers on this hole, getting up and down is a very common occurrence.

This is the GTA Am Tour Hole In One Competition!



Dundas Valley Golf & Curling Club

Hole #18 (Par 4)

CH	A	B	ONS	C	R
463	422	422	422	369	369



Green Depth = 29 yds (-1)

The Par 4 18th is perhaps the most difficult hole on the golf course. With O.B. left, the narrow tee shot intimidates, the rolling fairway challenges, and the open green front and left-to-right kicker short of the green all challenge you.

Par is a fantastic score here, and a Birdie might even help you lift the winner's trophy at the 2026 ENVERTAdigital Invitational!



- Back of Tee
- Back of Tee
- Back of Tee

Follow



@GTAAMTOUR

Join



@GTAAMTOUR

Subscribe



@GTAAMATEURTOUR

