



WELCOME TO THE 2025
TAYLORMADE CLASSIC
at COPPINWOOD G.C.



Coppinwood Guest Information

Dress Code: Generally, it is expected that guests will choose to dress in a fashion befitting current trends and the atmosphere provided at Coppinwood; as well as observe proper dress etiquette such as the removal of hats when seated and/or being served food in the Clubhouse. On the golf course, proper golf attire is required when playing at Coppinwood. In the Clubhouse, golf and casual attire is accepted. Casual attire includes clean, non-torn or frayed pant length denim. Please contact the Professional Shop at (905) 649-2800 if you have any questions.

Cellular Telephone Use: Cell phone ring tones are prohibited in all areas at all times. Cell phones must be in vibrate mode while on the property. Use of cell phones in the clubhouse is restricted to the following areas: i) the north terrace, ii) the south terrace, iii) the enclosed room leading to the main floor restrooms, iv) the 2nd floor business centre, v) locker room and vi) parking lot. The use of cell phones on the golf course and practice facilities (driving range, short game area and putting greens) is discouraged. Please ensure that proper golf course etiquette and pace of play is not affected. Please remember to keep your voice level to a minimum when using your cell phone in any of the designated areas. If a staff member or fellow Coppinwood Member advises you of a violation, please respond in a respectful manner, end the call, move to a designated area and always place your phone in vibrate mode or turn it off. E-mail and text messaging is permitted anywhere on the property.



THE TAYLORMADE CLASSIC

Coppinwood Golf Club

Monday, May 12, 2025

NOTICE TO COMPETITORS


This information supplements the 2025 Local Rules and Terms of Conditions for the GTA AM Tour. The current issue of the Golf Canada Rules of Golf govern play. **Any rules on the host club scorecard do not apply. Penalty for breach of a Local Rule is the general penalty, unless otherwise noted.**

1. **OUT OF BOUNDS (Rule 18.2):** See GTA AM Tour Hard Card for how Out of Bounds is defined.
2. **HOST CLUB DROP ZONES ARE NOT AVAILABLE:** Any Drop Zone available at this event will be indicated by a GTA AM Tour sign.
3. **PENALTY AREAS (Rule 17):** Red and yellow lines define the edge of the penalty area. Where penalty areas are not marked with lines, the change in the height of the grass defines the edge of the penalty area. Where there is no change in the height of the grass, the penalty area is defined by its natural boundaries. Unmarked penalty areas are red penalty areas.
4. **OBSTRUCTIONS AND GROUND UNDER REPAIR (Rule 16.1 applies):** Any areas of ground under repair will be marked or noted.

NO PLAY ZONES: Areas that are ornamental garden beds, turf nurseries or decorative flowerbeds are No Play Zones that are to be treated as Ground Under Repair. Players must proceed under Rule 16.1f.

MAINTENANCE CART PATHS: All dirt cart paths, even if not artificially-surfaced, are treated as immovable obstructions from which free relief is allowed under Rule 16.1.

5. **MOTORIZED TRANSPORTATION** (use of golf carts):
 - a. Please observe the club's rules for entering and exiting the fairways at the large posts.
 - b. **Do NOT drive into the fescue areas. Penalty: Breach of Code of Conduct and may result in Disqualification.**



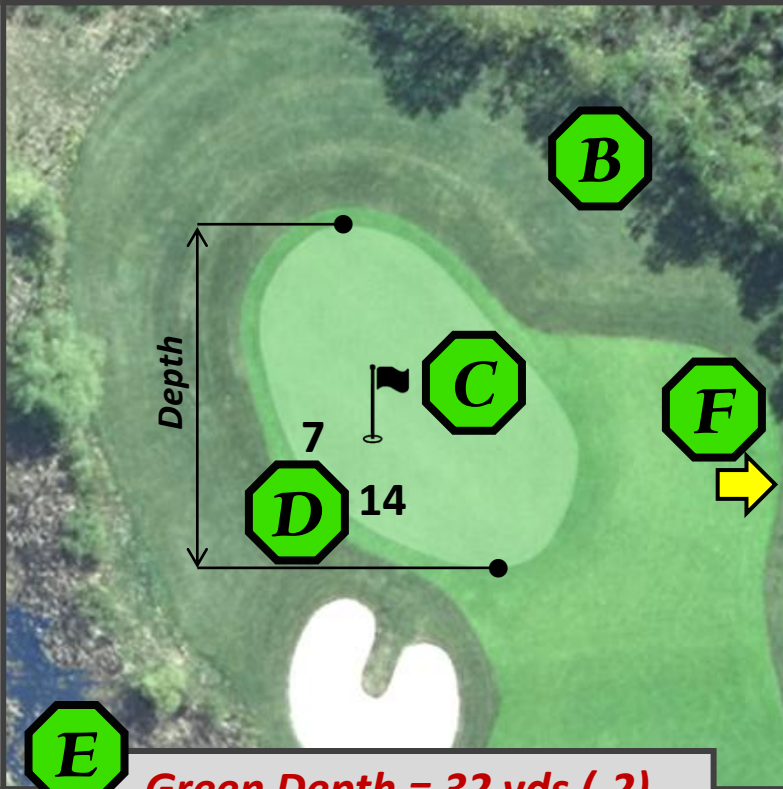
TaylorMade

GTA
AM TOUR

How To Use This Guide

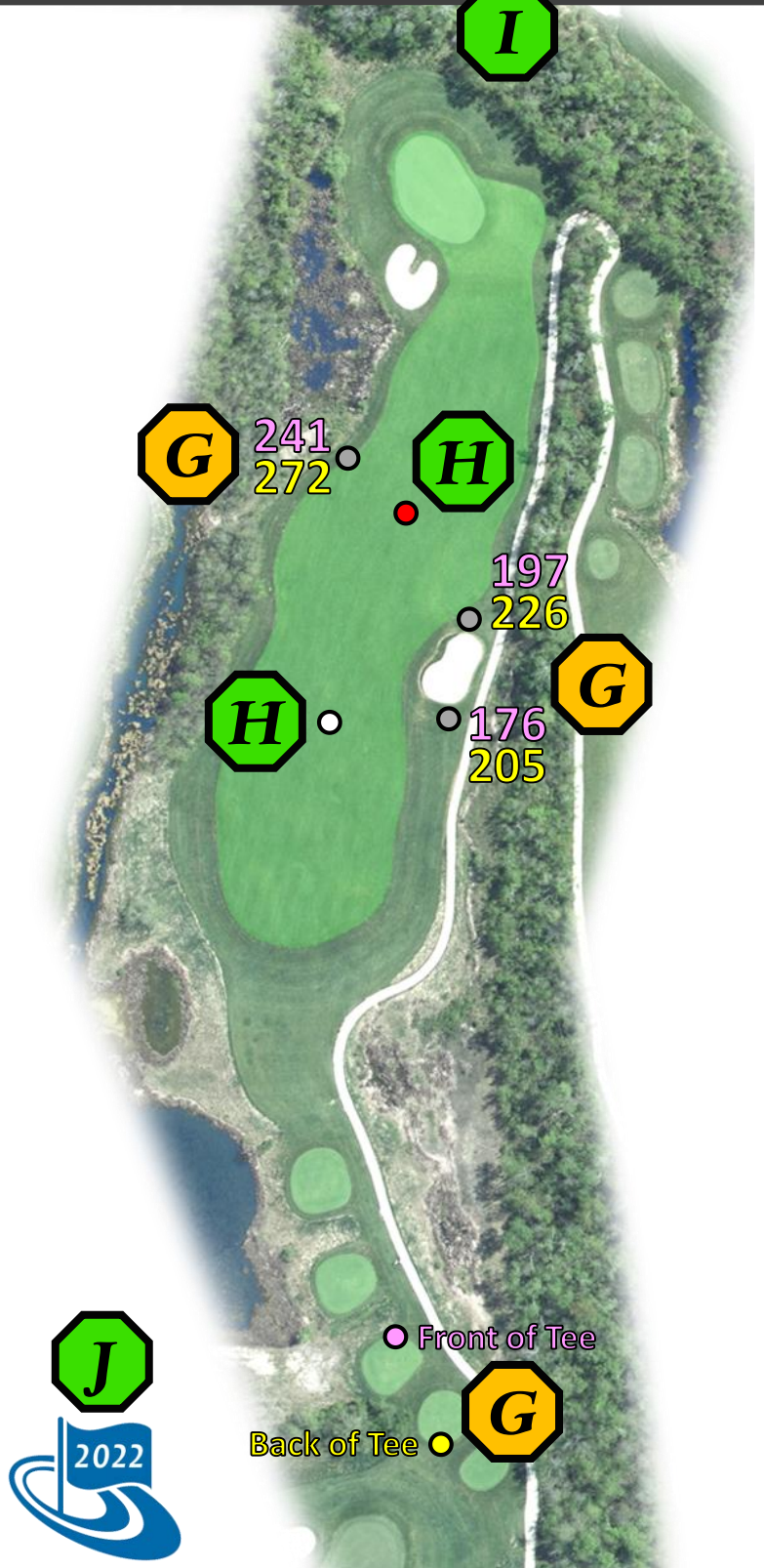
Hole #6 (Par 4)

CH	A	B	ONS	C	R
342	342	331	331	320	320



Green Depth = 32 yds (-2)

- A. This box provides pro tips and general information about the hole.
- B. Image of the green complex (aligned to the 150-yard marker).
- C. Flag showing the pin location.
- D. Distances from the front and side of the green to the pin location.
- E. Green depth and a +/- distance from the centre of the green to the pin in brackets.
- F. Arrow indicating the direction to the next tee (leave your clubs here when walking).
- G. Distances from spots in the teeing ground ● ● ● to various locations in the landing area ○. The distance text is colour coded to match the teeing ground spots. The actual tee marker positions will vary, but differences can be quickly paced off or estimated.
- H. Standard 100 ●, 150 ○, 200 ●, and 250 ● yard markers.



- I. Hole yardages for each flight.
- J. Flag indicating the year of photography.

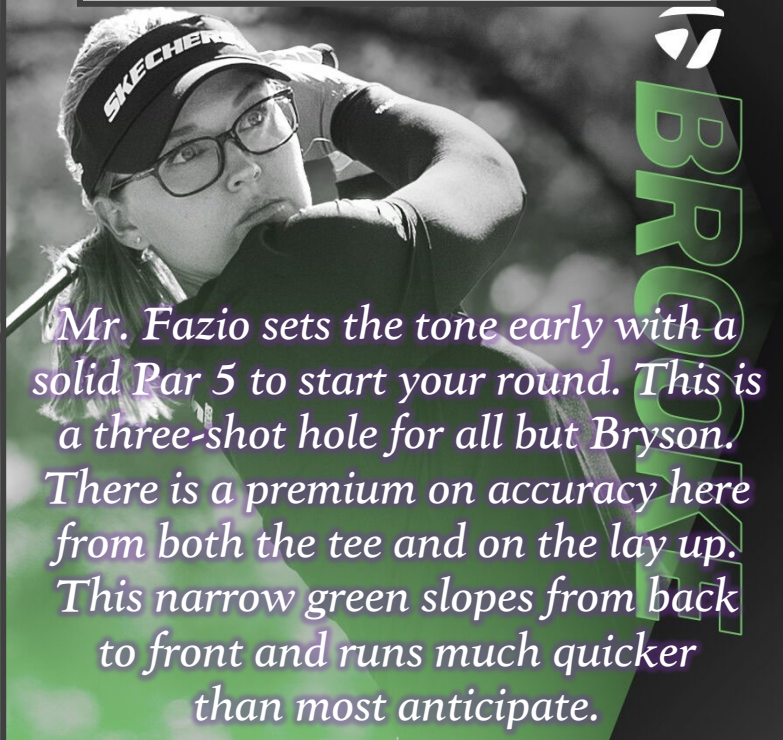
Coppinwood Golf Club

Hole #1 (Par 5)

CH	A	B	ONS	C	R
544	544	508	508	508	508



Green Depth = 46 yds (-13)



Mr. Fazio sets the tone early with a solid Par 5 to start your round. This is a three-shot hole for all but Bryson. There is a premium on accuracy here from both the tee and on the lay up. This narrow green slopes from back to front and runs much quicker than most anticipate.



The most important shot in golf is the next one. (Ben Hogan)



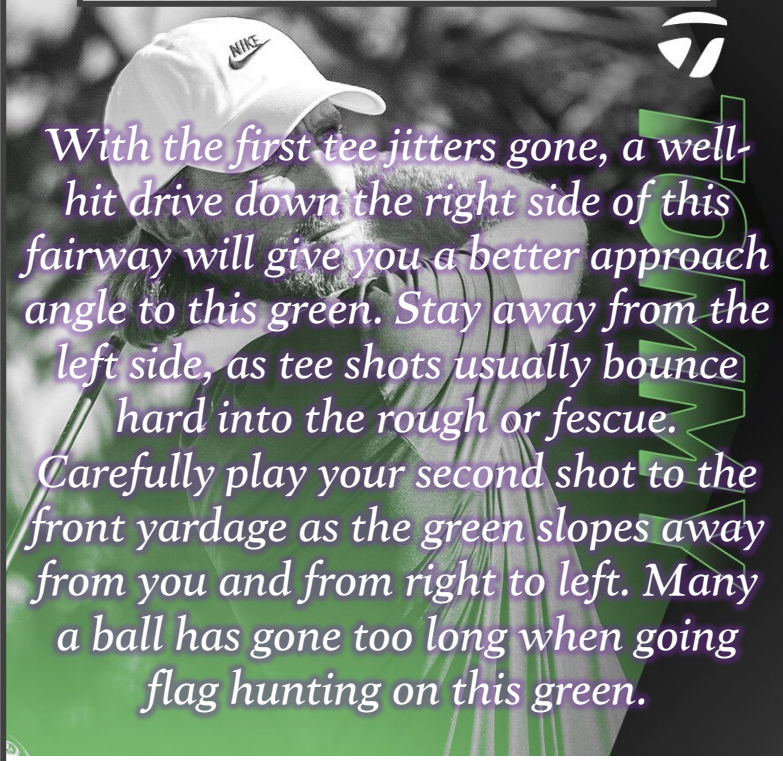
Coppinwood Golf Club

Hole #2 (Par 4)

CH	A	B	ONS	C	R
404	404	368	368	368	368



Green Depth = 26 yds (+2)



With the first tee jitters gone, a well-hit drive down the right side of this fairway will give you a better approach angle to this green. Stay away from the left side, as tee shots usually bounce hard into the rough or fescue. Carefully play your second shot to the front yardage as the green slopes away from you and from right to left. Many a ball has gone too long when going flag hunting on this green.



Golf is an awkward set of bodily contortions designed to produce a graceful result. (Tommy Armour)



Coppinwood Golf Club

Hole #3 (Par 4)

CH	A	B	ONS	C	R
404	382	382	382	314	314



Green Depth = 30 yds (+6)

So now that you're two holes in are the nerves calming down? The tee shot here looks relatively easy but don't get too relaxed. Avoid the fairway bunkers from the tee and favour the left side of the fairway. There is room beyond the green, but anything short and right will demand the best of your short game. Pay attention to the subtle nuances of this putting surface.

Golf is about how well you accept, respond to, and score with your misses much more so than it is a game of your perfect shots. (Dr. Bob Rotella)



Coppinwood Golf Club

Hole #4 (Par 4)

CH	A	B	ONS	C	R
307	307	307	307	254	254



Green Depth = 33 yds (-5)

Every course should have a genuine risk and reward Par 4, and this one does not disappoint. When playing downwind, the longest hitter must be careful not to fly this well-guarded green. The left side of the fairway offers the best approach to this undulating small putting surface. Once on the green, subtle breaks are hard to find the correct read.

If you are going to throw a club, it is important to throw it ahead of you, down the fairway, so you don't have to waste energy going back to pick it up.
(Tommy Bolt)



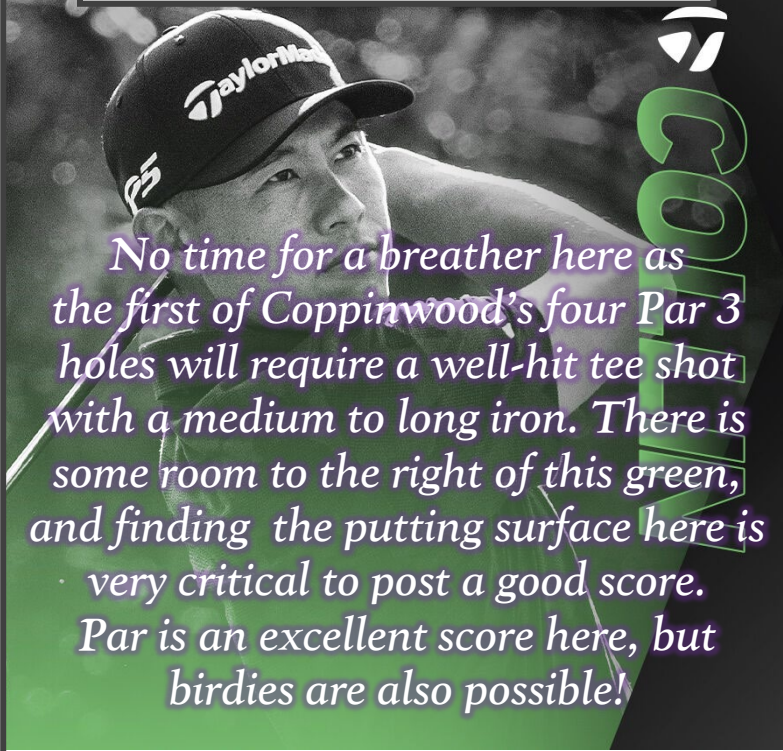
Coppinwood Golf Club

Hole #5 (Par 3)

CH	A	B	ONS	C	R
185	166	166	166	115	115



Green Depth = 42 yds (+9)



No time for a breather here as the first of Coppinwood's four Par 3 holes will require a well-hit tee shot with a medium to long iron. There is some room to the right of this green, and finding the putting surface here is very critical to post a good score. Par is an excellent score here, but birdies are also possible!

To find a man's true character, play golf with him. (PG Wodehouse)



Coppinwood Golf Club

Hole #6 (Par 5)

CH	A	B	ONS	C	R
506	506	483	483	483	483



Green Depth = 32 yds (-7)

Great Par 5, where a well-hit drive may allow you to go for the green in two. Pay attention to your layup yardage, as the fairway bunkers are well placed to grab those errant tee shots. Error on the short side with your approach as the fescue beyond the green makes for a difficult up and down. The green slopes from back to front.

They say golf is like life, but don't believe them. Golf is more complicated than that. (Gardner Dickinson)



TaylorMade

Coppinwood Golf Club

Hole #7 (Par 3)

CH	A	B	ONS	C	R
138	138	127	127	127	127



Green Depth = 26 yds (+1)

The shortest and one of the prettiest holes at Coppinwood. Don't let the length fool you, as this well-guarded green requires a precise shot with a short iron. Take notice of the wind and choose your club accordingly. Avoid long or left or risk an 'other.'

This green site will test your eyes and your stroke, too!

Success in this game depends less on strength of body than strength of mind and character. (Arnold Palmer)



Coppinwood Golf Club

Hole #8 (Par 4)

CH	A	B	ONS	C	R
399	370	370	370	325	325



Green Depth = 42 yds (+10)



Flirt with the large fairway bunker off the tee, and you'll have the best angle to attack this green. Play a shot to the front yardage when approaching this saddle-shaped green. Guarded by a single bunker and some ingenious contouring, this green offers the chance to use your imagination when chipping and putting.

*The more I practice the luckier I get.
(Gary Player)*



Coppinwood Golf Club

Hole #9 (Par 4)

CH	A	B	ONS	C	R
421	364	364	364	310	310



Green Depth = 38 yds (+6)

Typically playing into the prevailing wind, this lengthy Par 4 demands a well-hit tee shot. Par is seldom made from the fairway bunkers on the left or the right of the trees. This large, undulating green will receive a well-hit approach, and there is a bailout on the right. Take your Par and run to the back nine as fast as possible

Golf is a compromise between what your ego wants you to do, what experience tells you to do, and what your nerves let you do.
(Bruce Crampton)





Coppinwood Golf Club

Hole #10 (Par 4)

CH	A	B	ONS	C	R
395	395	352	352	352	352



Green Depth = 30 yds (+3)

Heading into the back nine, length is less important than accuracy here. Hit the fairway, and you can be aggressive on the second shot. If the flag is placed on the right side of the putting surface, it's wise to play to the center of the green. The right side is well guarded but is the flattest part of the green. Par here is a good score, but birdies can be made when you go flag hunting!

As you walk down the fairway of life you must smell the roses, for you only get to play one round. (Ben Hogan)



Coppinwood Golf Club

Hole #11 (Par 3)

CH	A	B	ONS	C	R
168	168	168	168	168	168



Green Depth = 43 yds (-5)

This beautiful green site is a natural amphitheatre surrounded by a sea of golden fescue. The front of the green falls off to the right, but there is lots of room over the green.

The middle of the green is the target here, regardless of pin placement.

Par is an excellent score!

This is the GTA Am Tour Hole In One Competition!

Missing a short putt does not mean you have to hit your next drive out of bounds. (Henry Cotton)



Coppinwood Golf Club

Hole #12 (Par 4)

CH	A	B	ONS	C	R
411	364	364	364	349	349



Green Depth = 29 yds (+9)

Spectacular from tee to green, Hole 12 is undoubtedly one of Canada's most picturesque Par 4's. A well-played tee shot into the valley will gather in the 'speed slot' and gain extra yards.

The green appears suspended above the tree line, but there is room beyond the putting surface. Anything short left makes for a difficult up and down. The putting surface is relatively flat and rewards a well-hit approach.

Keep your sense of humour. There's enough stress in the rest of your life not to let bad shots ruin a game you're supposed to enjoy. (Amy Alcott)




TaylorMade®

Coppinwood Golf Club

Hole #13 (Par 5)

CH	A	B	ONS	C	R
477	477	450	450	450	450



Green Depth = 34 yds (+12)

The long views from the tee make this relatively short Par 5 appear much longer than its posted yardage. Drive to the left side of the fairway, and you will pick up a few extra yards. The 2nd shot is not long but demands precision if you want to get home in two. The two-tiered green is deep, so pay attention to your pin sheet.

Golf is the closest game to the game we call life. You get bad breaks from good shots; you get good breaks from bad shots - but you have to play the ball where it lies. (Bobby Jones)



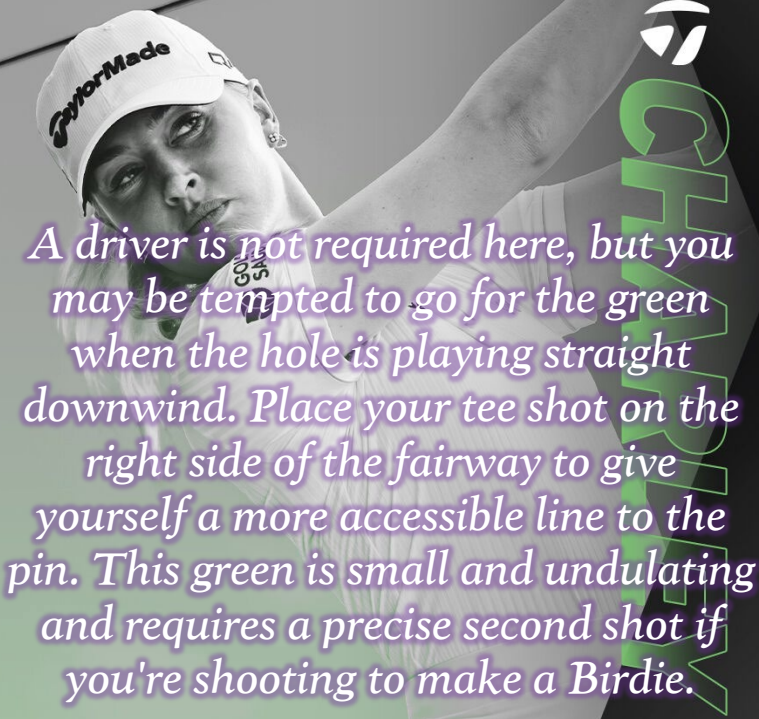
Coppinwood Golf Club

Hole #14 (Par 4)

CH	A	B	ONS	C	R
336	336	308	308	308	308



Green Depth = 36 yds (-4)



A driver is not required here, but you may be tempted to go for the green when the hole is playing straight downwind. Place your tee shot on the right side of the fairway to give yourself a more accessible line to the pin. This green is small and undulating and requires a precise second shot if you're shooting to make a Birdie.

Placing the ball in the right position for the next shot is eighty percent of winning golf. (Ben Hogan)



Coppinwood Golf Club

Hole #15 (Par 5)

CH	A	B	ONS	C	R
533	533	508	508	443	443



Green Depth = 31 yds (+3)

A drive down the left will follow the contours and maximize yardage. The layup is more generous than it appears, and the further left you go, the more accessible the green becomes. Use the left-to-right contour of the green to your advantage on your second (or your third) shot, and an eagle (or a birdie) becomes a distinct possibility!

Golf is a game that is played on a five-inch course: The distance between your ears. (Bobby Jones)



Coppinwood Golf Club

Hole #16 (Par 3)


CH	A	B	ONS	C	R
155	155	132	132	132	132



Green Depth = 33 yds (-9)

Club selection is critical on this short hole, as figuring out the wind direction and strength in this sheltered valley is tough. Play to the green's left side, and the ball will feed towards the hole. Par is seldom made from the greenside bunkers on the right, so choose your club wisely and commit to your swing!

If you think it's hard to meet new people, try picking up the wrong golf ball. (Jack Lemmon)



TaylorMade®

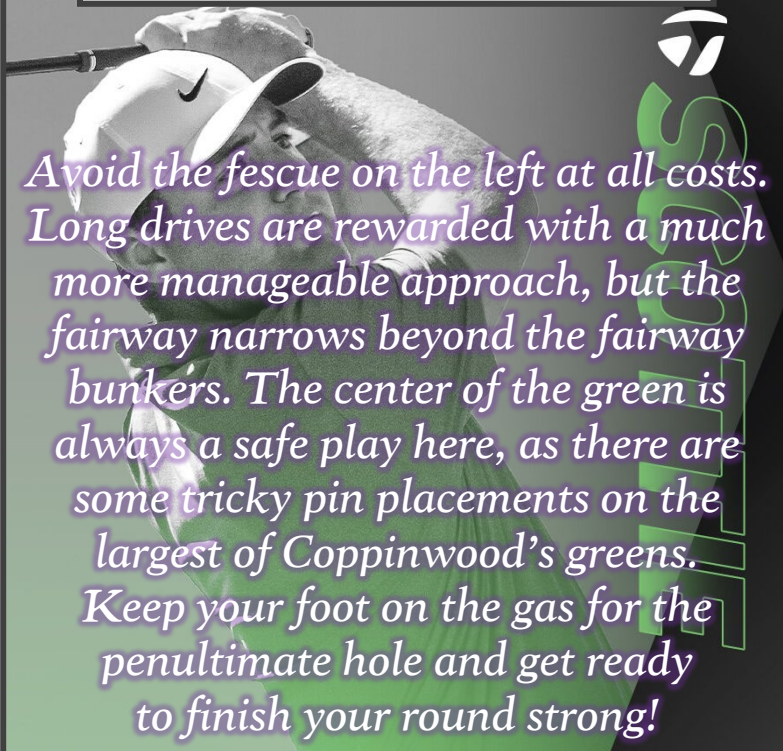
Coppinwood Golf Club

Hole #17 (Par 4)

CH	A	B	ONS	C	R
394	376	376	376	357	357



Green Depth = 40 yds (+5)



Avoid the fescue on the left at all costs. Long drives are rewarded with a much more manageable approach, but the fairway narrows beyond the fairway bunkers. The center of the green is always a safe play here, as there are some tricky pin placements on the largest of Coppinwood's greens. Keep your foot on the gas for the penultimate hole and get ready to finish your round strong!



You don't know what pressure is until you play for five bucks with only two in your pocket. (Lee Trevino)



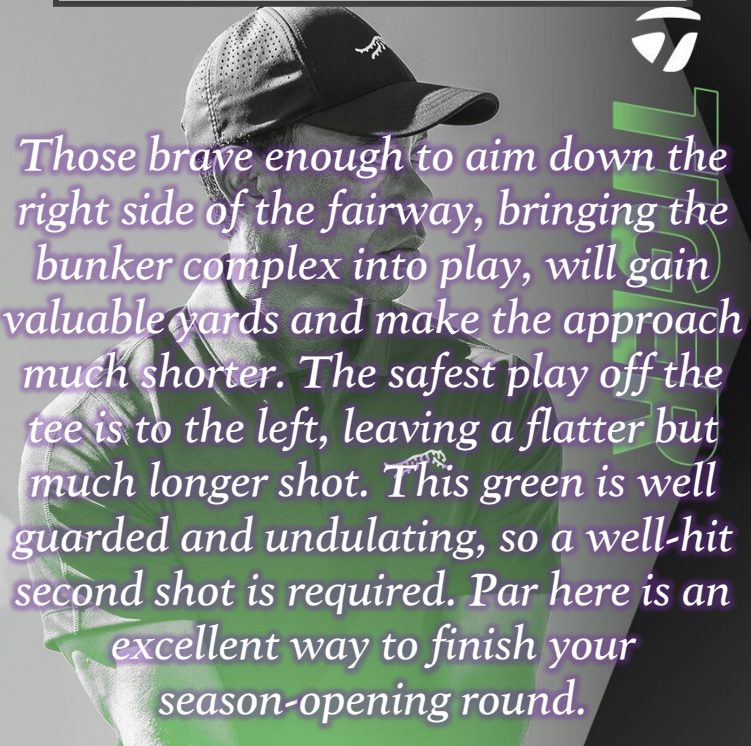
Coppinwood Golf Club

Hole #18 (Par 4)

CH	A	B	ONS	C	R
422	422	386	386	386	386



Green Depth = 38 yds (+8)



Those brave enough to aim down the right side of the fairway, bringing the bunker complex into play, will gain valuable yards and make the approach much shorter. The safest play off the tee is to the left, leaving a flatter but much longer shot. This green is well guarded and undulating, so a well-hit second shot is required. Par here is an excellent way to finish your season-opening round.



Ensure you give it a fist pump after you drain your putt for the victory!





Follow



@GTAAMTOUR

Join



@GTAAMTOUR

Subscribe



@GTAAMATEURTOUR

